

DEPARTMENT OF DEFENSE
BASE STRUCTURE REPORT

(A Summary of DoD's Real Property Inventory)



FISCAL YEAR 2005 BASELINE

OFFICE OF THE DEPUTY UNDER SECRETARY OF DEFENSE
(INSTALLATIONS & ENVIRONMENT)

Report Documentation Page

Form Approved
OMB No. 0704-0188

Public reporting burden for the collection of information is estimated to average 1 hour per response, including the time for reviewing instructions, searching existing data sources, gathering and maintaining the data needed, and completing and reviewing the collection of information. Send comments regarding this burden estimate or any other aspect of this collection of information, including suggestions for reducing this burden, to Washington Headquarters Services, Directorate for Information Operations and Reports, 1215 Jefferson Davis Highway, Suite 1204, Arlington VA 22202-4302. Respondents should be aware that notwithstanding any other provision of law, no person shall be subject to a penalty for failing to comply with a collection of information if it does not display a currently valid OMB control number.

1. REPORT DATE 2005		2. REPORT TYPE		3. DATES COVERED -	
4. TITLE AND SUBTITLE Department of Defense Base Structure Report (A Summary of DOD's Real Property Inventory). Fiscal year 2005 Baseline				5a. CONTRACT NUMBER	
				5b. GRANT NUMBER	
				5c. PROGRAM ELEMENT NUMBER	
6. AUTHOR(S)				5d. PROJECT NUMBER	
				5e. TASK NUMBER	
				5f. WORK UNIT NUMBER	
7. PERFORMING ORGANIZATION NAME(S) AND ADDRESS(ES) Office of the Deputy Under Secretary of Defense (Installations & Environment), Washington, DC, 20301				8. PERFORMING ORGANIZATION REPORT NUMBER	
9. SPONSORING/MONITORING AGENCY NAME(S) AND ADDRESS(ES)				10. SPONSOR/MONITOR'S ACRONYM(S)	
				11. SPONSOR/MONITOR'S REPORT NUMBER(S)	
12. DISTRIBUTION/AVAILABILITY STATEMENT Approved for public release; distribution unlimited					
13. SUPPLEMENTARY NOTES The original document contains color images.					
14. ABSTRACT see report					
15. SUBJECT TERMS					
16. SECURITY CLASSIFICATION OF:			17. LIMITATION OF ABSTRACT	18. NUMBER OF PAGES 177	19a. NAME OF RESPONSIBLE PERSON
a. REPORT unclassified	b. ABSTRACT unclassified	c. THIS PAGE unclassified			

**Department of Defense
Base Structure Report (BSR)
FY 2005 Baseline**

I.	INTRODUCTION	DoD-2
II.	PORTFOLIO SUMMARY	DoD-2
III.	CONTENT AND ORGANIZATION	DoD-9
IV.	DATA SOURCES AND DEFINITIONS.....	DoD-10
V.	SUMMARY OF CHANGES	DoD-12
VI.	CONCLUSION	DoD-12
VII.	INSTALLATION SUMMARIES	DoD-15
VIII.	TOTAL DOD INVENTORY	DoD-26
IX.	INDIVIDUAL SERVICE INVENTORIES.....	DoD-80
	1. ARMY	ARMY-1
	2. NAVY	NAVY-1
	3. AIR FORCE	AIR FORCE-1
	4. MARINE CORPS	USMC-1
	5. WASHINGTON HEADQUARTERS SERVICE	WHS-1
X.	STATE OWNED INVENTORY	STATE-1

**Department of Defense
Base Structure Report (BSR)
FY 2005 Baseline**

I. INTRODUCTION

The Base Structure Report represents a consolidated summary of the Services' native real property inventories to provide an overall look at the physical infrastructure that makes up the Department of Defense. This report has been published annually since 1999 and is used for many functions both internal and external to the Department. Every September, the Services provide a comprehensive database of their real property inventory to the Office of the Deputy Under Secretary of Defense for Installations and Environment. This data is then compiled into the Facilities Assessments Database (FAD) for use in providing a comprehensive listing of installations and sites owned and used by the Department. For each site large enough to be individually listed in the report, a summary of facilities, square footage, a Plant Replacement Value and personnel are provided. Other pertinent information such as the name of the nearest city, zip codes and a contact phone number for the site are included when available.

The Department of Defense is one of the world's largest "landlords" with a physical plant consisting of more than 571,900 facilities (buildings, structures and utilities) located on more than 3,740 sites, on nearly 30 million acres. Those sites range in size from small, unoccupied locations supporting an Air Force navigational aid on less than one-half acre to the Army's White Sands Missile Range in New Mexico with over 2.3 million acres. Sites can be as small as the Marine Corps Barracks in Washington, DC with just a handful of buildings on less than five acres or as large as the Navy's complex of installations at Norfolk, Virginia with more than 70,000 employees on over 7,300 acres. With this vast array of assets, some summarization is required to effectively present usable material in a single, manageable document. The criteria for inclusion in this report, explained in detail in Section III, uses a minimum acreage and Plant Replacement Value threshold as a means of summation.

II. PORTFOLIO SUMMARY

The real property portfolio managed by the Department of Defense represents large amounts of real property in both the United States and around the world. While over 79% of the 3,748 DoD sites are located in the United States or U.S. Territories, the majority of the foreign sites are located in three countries; Germany (302 sites), Japan (111 sites), and South Korea (106 sites). The remaining 251 overseas sites are dispersed among 36 other foreign countries.

Overall, the real property inventory is classified as buildings, structures, utilities, or land. Facility classification is derived from DoD's Real Property Classification System (RPCS) developed by ODUSD(I&E). The RPCS serves as the framework for identifying, categorizing, and analyzing the Department's land and facilities around the world. Changes in the inventory count from last year's Base Structure Report are primarily the result of facilities being recategorized. For example, some facilities previously categorized as structures have now been recategorized as buildings. In total, over 61% of all DoD's real property records are categorized as buildings, approximately 28% are reported as structures, and the remaining 11% are classified as utilities (this excludes land records and facilities classified as "Miscellaneous Component of Other Facility" or "Not Real Property"). Examples of facilities classified as structures include roads, runways, bridges, flag poles, covered outdoor storage areas and railroad tracks. Communications lines, electrical distribution lines, and sewage treatment facilities are examples of utilities. Those facilities classified as "Miscellaneous Component of Other Facility" or "Not Real Property" include such items as fire alarm systems, sprinkler systems, and air conditioning

**Department of Defense
Base Structure Report (BSR)
FY 2005 Baseline**

window units.

The reported Plant Replacement Value (PRV) of DoD's inventory, which is the cost to replace these facilities using today's construction costs and standards is approximately \$658 billion - \$426 billion for buildings, \$150 billion for structures, and \$82 billion for utilities. An additional PRV of \$142 million was reported by Washington Headquarters Service (WHS) which could not be classified according to the RPCS. Over 81% of the DoD portfolio's PRV is located in the United States or its territories.

Of the 29.8 million acres of land used by the Department of Defense, 98% of the acreage is located in the United States or U.S. Territories.

The table below summarizes the real property that make up the DoD portfolio for the fiscal year 2005 baseline, data collected as of September 30, 2004.

	Number of Buildings	Bldg SqFt (K)	Number of Structures	Number of Utilities	Total Buildings Structures, Utilities	Acres	PRV (\$M)
United States	283,547	1,950,706	120,482	49,985	454,014	29,031,672	\$ 514,483.5
Territories	7,486	30,839	3,077	2,022	12,585	111,329	\$ 18,793.9
Foreign	56,933	412,300	35,551	12,882	105,366	676,491	\$ 124,761.7
Total	347,966	2,393,845	159,110	64,889	571,965	29,819,492	\$ 658,039.1

Table 1: Overview of Federally DoD Real Property holdings.

Department of Defense Base Structure Report (BSR) FY 2005 Baseline

Sites Profile

DoD sites are located at all 50 States, 7 of the U.S. Territories, and 39 foreign locations. Figure 1 summarizes locations of DoD sites by Service and Agency.

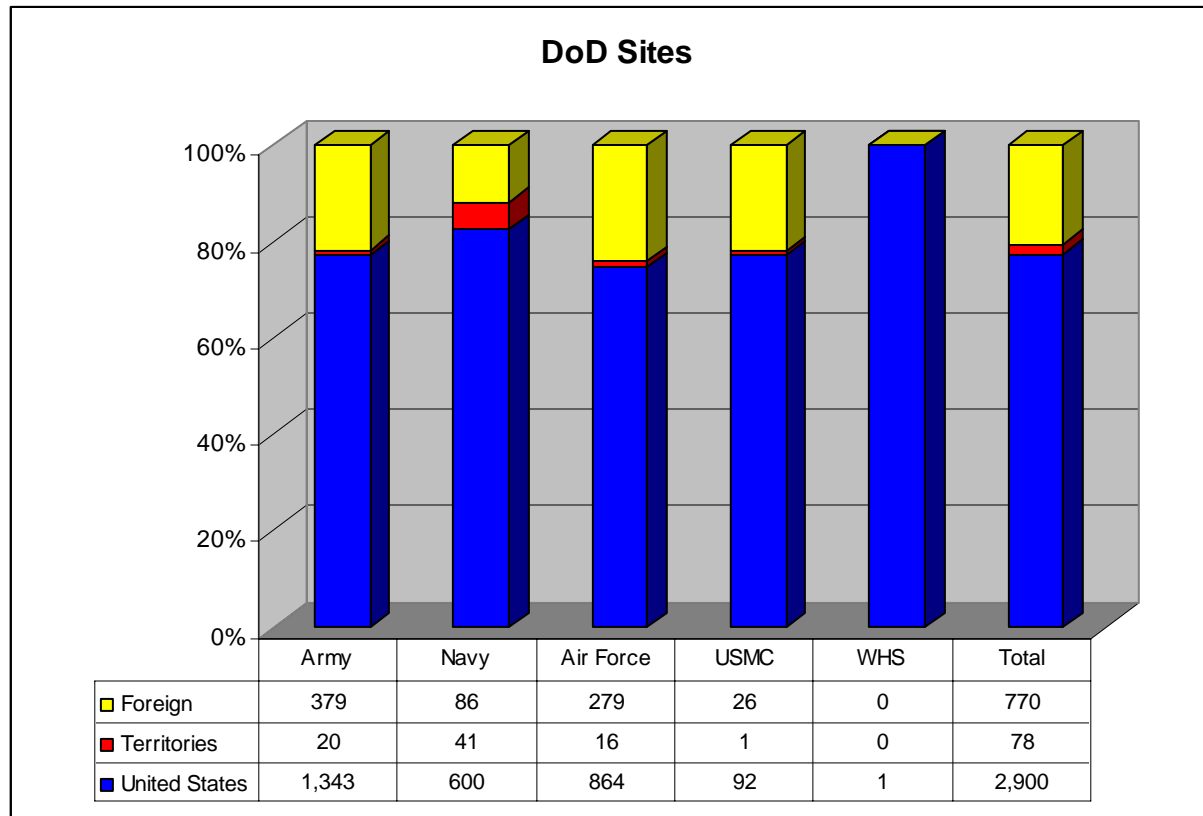


Figure 1: Location of DoD Sites by Service/Agency.

Department of Defense Base Structure Report (BSR) FY 2005 Baseline

Buildings Profile

DoD occupies a reported 347,966 buildings throughout the world, valued at over \$426 billion and comprising almost 2.4 billion square feet of building area. The RPCS Facility Classes driving the largest PRV costs are Maintenance and Production, Supply, and Troop Housing and Mess Facilities. About 82% of the buildings are located in the United States.

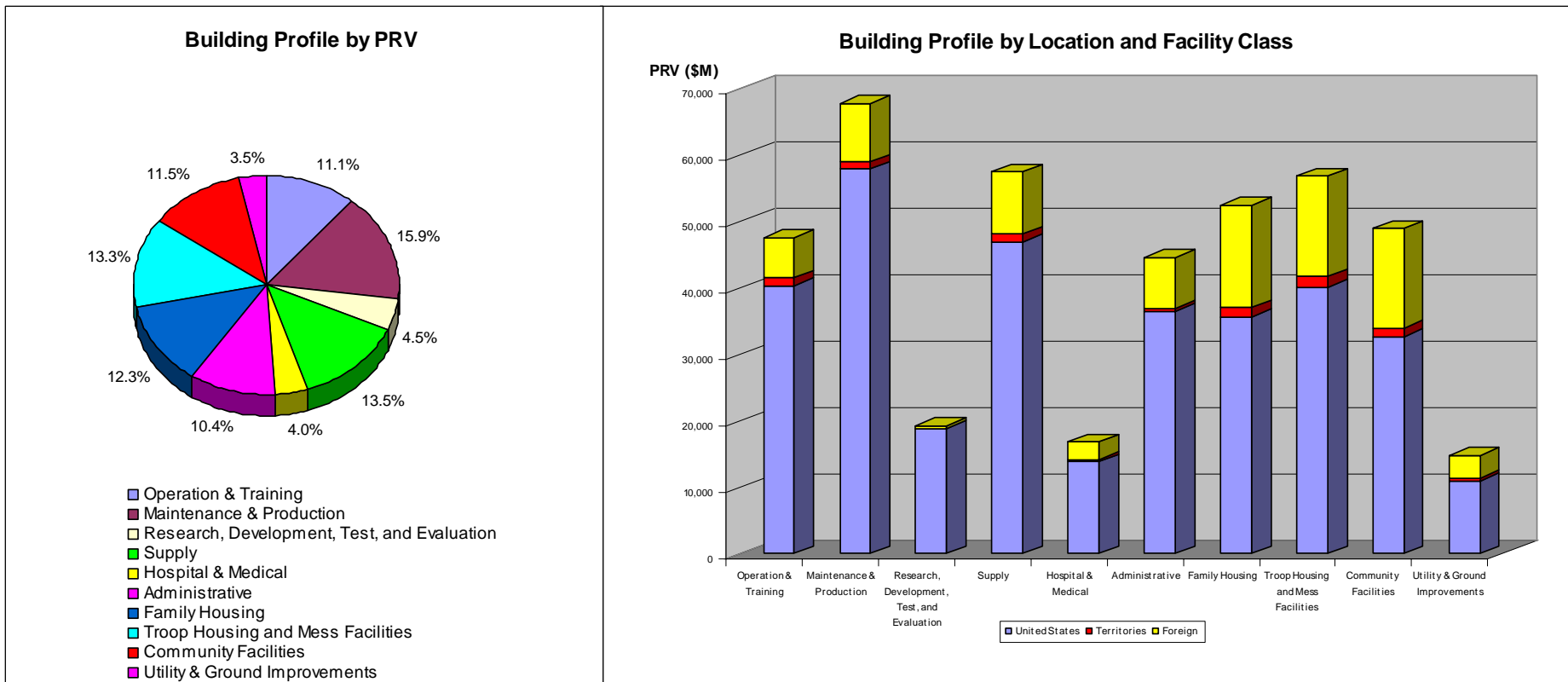


Figure 2: Buildings Profile

Department of Defense Base Structure Report (BSR) FY 2005 Baseline

Structures Profile

DoD uses a reported 159,110 structures throughout the world, valued at over \$149 billion. The RPCS Facility Classes driving the largest PRV costs are Operation and Training, and Utility and Grounds Improvements. Almost 80% (based on PRV) of the structures are located in the United States.

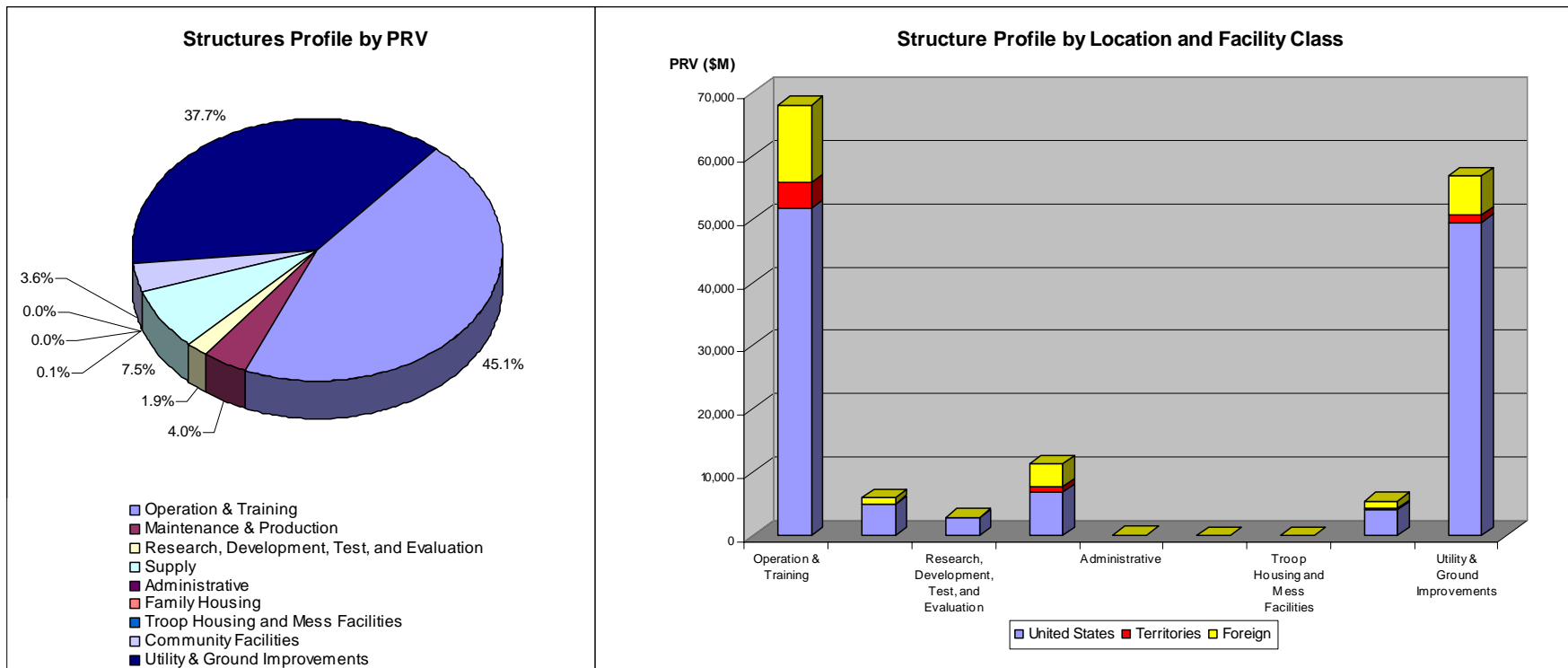


Figure 3: Structures Profile

**Department of Defense
Base Structure Report (BSR)
FY 2005 Baseline**

Utilities Profile

DoD manages a reported 64,889 utility facilities throughout the world, valued at over \$81.9 billion. Utility and Ground Improvements comprise 96.4% of the total Utilities Profile PRV costs.

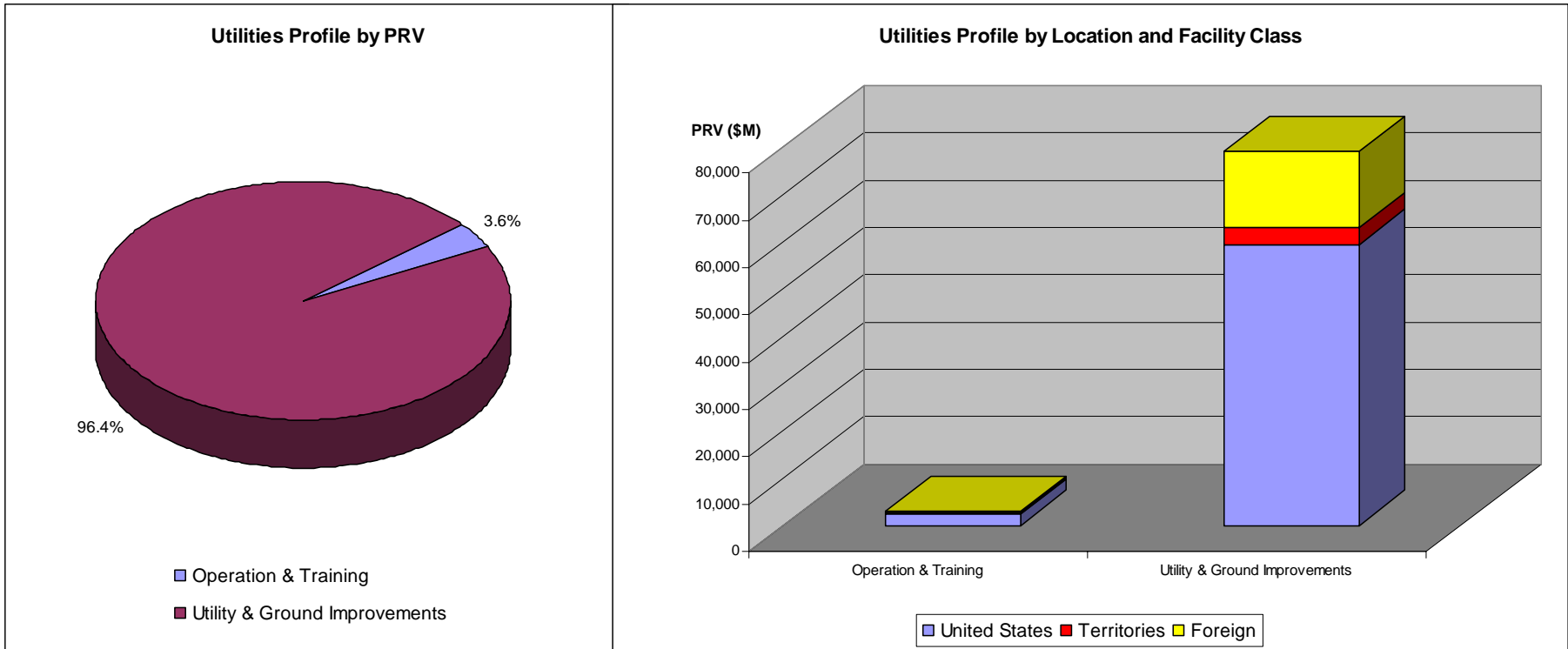


Figure 4: Utilities Profile

Department of Defense Base Structure Report (BSR) FY 2005 Baseline

Land Profile

DoD manages a reported 29.8 million acres of land worldwide. More than 98% of that land is located in the United States or U.S. Territories. The majority of land controlled by the Department (80%) is government owned or withdrawn public land. The Army controls the largest percentage of the Department's land - 52%. The Air Force manages the next largest portion of the total acreage at 33%. The Marine Corps acreage increased by 2% from last year, reported over 691,000 acres at MCAS Yuma Barry Goldwater Range. Washington Headquarters Service, which reports the Pentagon Reservation, owns 443 acres.

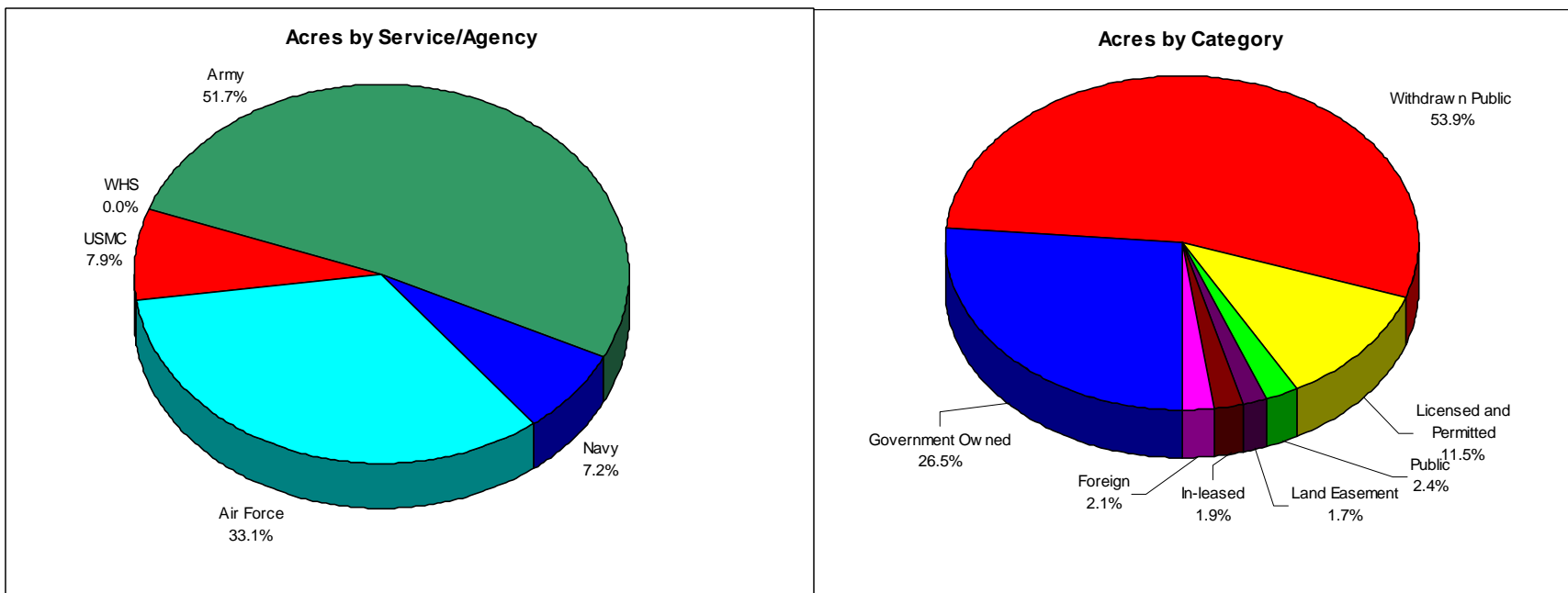


Figure 5: Land Profile.

**Department of Defense
Base Structure Report (BSR)
FY 2005 Baseline**

III. CONTENT AND ORGANIZATION

It is important to note the following parameters for the content of this report:

- **Timeliness.** While the physical base structure may change throughout the year (new construction, demolitions, etc.), the BSR is a “snapshot” of the DoD’s physical plant, as reported on September 30, 2004. The bases listed may be in various stages of activity, including unused or awaiting disposal. Due to the legalities involved in transferring deeded property, individual Service inventories may still include a legal property record long after the decision has been made to transfer that asset to another organization. Likewise, ongoing additions to the base structure, including in-transfers, are often not officially recorded until well after the actual decision and occupancy has been finalized.

- **Mode of View.** For the purpose of this report, each entry is defined as a site at a specific location with a name and real property assets (see definition of a “site” in the next section). As an exception, Air Force strategic missile sites were rolled up to the appropriate one of seven parent installations. In the case of F. E. Warren AFB, this means that those missile sites located in Nebraska and Colorado were counted as part of the parent installation total for the state of Wyoming and are not shown in the totals for Nebraska or Colorado. However, Navy/Marine Corps Special Areas are shown as separate sites if the special area is NOT in the same city/state as the main activity (e.g, Outlying Landing Fields)

- **Display Criteria.** For practicality of use, this report includes specific information on sites meeting a predetermined size and value criteria (except for the Army National Guard State Installations in Section X). To qualify for entry in the published report, a site located in the United States must be larger than 10 acres **AND** have a Plant Replacement Value (PRV) greater than \$10 million. If the site is located in a foreign country, it must be larger than 10 acres **OR** have a Plant Replacement Value (PRV) greater than \$10 million to be shown as a separate entry. To preserve the comprehensiveness of the report, sites that do not meet these criteria are aggregated as an “Other” location within each state or country. For the Army National Guard State Installations, the criteria is slightly reduced to show approximately the same percentage of the total number of sites as shown in the rest of the report. State sites are shown if the site is larger than 5 acres **AND** has a Plant Replacement Value (PRV) greater than \$5 million. State sites not meeting this criteria are aggregated as “Other” for each state.

- **Personnel Data.** Personnel data is included as a means of showing magnitude of size and should not be construed as validated Military Department Manpower Data. Personnel data was collected from multiple sources, to include inputs from the individual Services personnel databases. Since personnel totals reflected in this report attempt to show all personnel regardless of Service affiliation assigned to individual sites or locations, totals should not be confused and viewed as representing only individual Service total strength. It is also possible that totals in this report may not reflect the actual population at a particular site. Detailed personnel questions should be addressed to the appropriate Service manpower or personnel offices.

The report is organized by State/Country and presented first as an overall DoD listing of all sites, then by each Military Service. Each record includes the site name, the component (Active, Guard, or Reserves), the name of the nearest city, zip code, primary phone

**Department of Defense
Base Structure Report (BSR)
FY 2005 Baseline**

number (where possible), the number of buildings owned and leased, total acres owned by the Services and the total acres used, the PRV (in \$ millions) and the authorized number of military, civilian, and other personnel (when available). The PRV represents the reported cost of replacing the facility and its supporting infrastructure using today's construction cost (labor and material for that particular area) and standards (methodologies and codes). Other personnel include any non-appropriated employees, government contractors (if identified) or foreign nationals performing work at the site.

IV. DATA SOURCES AND DEFINITIONS

The inventory data included in this report is extracted directly from the native Services' real property inventories; i.e., Army - HQ Army Integrated Facilities System (IFS), Navy and Marine Corps – Navy Facilities Assets Database (NFADB), and the Air Force's Real Property Asset (RPA) database. Washington Headquarters Service provided their real property inventory. This report does not attempt to replicate all the details included the source databases. Instead, this report provides a summary view of the Department's installations using common elements that should answer most questions. An explanation of criteria used for each column in the BSR is shown below:

- **SITE:** Indicates the installation or site name as used in the Services' databases. This is based on the Services' Installation Number (Army and Air Force), Unit Identification Code/Special Area Code (Navy and Marine Corps), or Site Code (Washington Headquarters Service).
- **COMPONENT:** Designates the primary component for the owner/reporter of a site or installation, either Active, Guard, or Reserve. For the Navy, this column designates those sites in caretaker status pending some type of further action. This action may be a pending closure or realignment, or the site could remain in caretaker status. This does not reflect any BRAC 2005 activity.
- **NAME NEAREST CITY:** Identifies the name of the nearest city of reasonable size as reported by the Services.
- **ZIP CODE:** Identifies primary ZIP Code (postal delivery area code) associated with the site or installation. Many large installations may have several ZIP codes; however, only one ZIP code is shown in this report.
- **PHONE NUMBER:** Identifies a local phone number when available. This number may be for the base/post central locator or the Public Affairs office.
- **BUILDINGS:** A roofed, floored, and walled enclosed structure (of one or more levels) that is constructed over a plot of land and is suitable for any of a wide variety of activities, such as living, office and/or manufacturing spaces.
- **STRUCTURES:** A facility classified as other than a building or utility which is constructed on or in the land (e.g., roads, bridges, shelters, ranges).

**Department of Defense
Base Structure Report (BSR)
FY 2005 Baseline**

– **UTILITIES:** A distribution system that provides a common service or commodity to one or more building or structure (e.g., communications lines, electrical power distribution, sewage treatment).

Important Note on Buildings Information: Buildings and acreage are classified according to the DoD Real Property Classification System (RPCS) Facility Type in lieu of the Services' classification. Square footage amounts are normalized by applying RPCS size limits to each facility according to its RPCS classification. Building sizes exceeding the size limit are reset to the median size based on its facility classification, unless the reported data has been validated by the Service. State Owned building/square footage is applicable to Army National Guard State Installations only.

– **BLDGS OWNED:** Represents the number of buildings owned by the Service at the particular site or installation. It does not include licensed or permitted facilities, State-owned National Guard facilities, or facilities provided by other nations at foreign locations.

– **BLDGS OWNED SQFT:** Reflects the normalized RPCS building square footage for the buildings identified as owned.

– **BLDGS STATE OWNED:** Represents the number of buildings that are owned by the State in which the particular site or installation is located.

– **BLDGS STATE OWNED SQFT:** Reflects the normalized RPCS building square footage for the buildings identified as State.

– **BLDGS LEASED:** Identifies the number of buildings leased and reported by the Services in their inventories.

– **BLDGS LEASED SQFT:** Reflects the normalized RPCS building square footage for the buildings identified as leased in the Services' databases.

– **TOTAL ACRES:** Identifies the total number of acres owned, used by, or leased to the DoD. It includes public land, state land, land owned by other federal agencies, and acreage of foreign soil used by DoD sites.

– **PRV (\$M):** Total Plant Replacement Value (PRV) for all facilities (buildings, structures, and utilities) included in the Services RPI databases. This reported value is the cost to replace the current physical plant (facilities and supporting infrastructure) using today's construction costs (labor and materials) and standards (methodologies and codes). The PRV represents the Service-calculated value adjusted for facilities that exceeded the RPCS size limit; for instance, the PRV is reduced by the proportional reduction of the facility size.

Important Note on Personnel Data: Each Service does not maintain their personnel data to relate directly to their Real Property Information. Every effort was made to match the personnel strengths to the appropriate site. The population outlined in the report

**Department of Defense
Base Structure Report (BSR)
FY 2005 Baseline**

may not reflect the actual population of the site. Detailed personnel questions should be addressed to the appropriate Service manpower or personnel offices. This information is provided only to project a level of magnitude when comparing sites.

- **MIL:** Identifies all known military personnel authorized for the site or installation. Includes Active Duty, Guard, and Reserve personnel, regardless of Service affiliation.
- **CIV:** Identifies all known DoD civilian personnel authorized for the site or installation, regardless of Service affiliation. Note: civilian numbers for the Navy represent assigned personnel not authorized.
- **OTHER:** Identifies all known other civilian personnel authorized for the site or installation, including personnel paid from Non-appropriated Funds (NAF), Foreign Nationals (direct hire) at foreign locations, and, if available, any full-time contractor personnel, regardless of Service affiliation.
- **TOTAL:** Sum of MIL, CIV, and OTHER personnel columns.

V. SUMMARY OF CHANGES FOR THE FY05 BASELINE REPORT

- **Method on rolling Navy and Marine Corp sites**
 - Navy/Marine Corps Special Areas, previous separated by Special Area, are now separated ONLY if the special area is NOT in the same city/state as the Main Activity.
 - There are a few notable exceptions to the above rule. Some special areas were not combined even though they are in the same area because the sites are known to be geographically distinct. For example, the main naval activity of “Naval Support Activity, Washington DC” has special areas for the “Naval Observatory”, the “Southeast Federal Center”, and “Bolling AFB” among others. Each was maintained as a separate site even though they satisfied the first criteria of being in the same city/state because they are known to be geographically distinct from one another.
- **Enhanced the section summarizing DoD’s real property inventory portfolio.**
 - Applied RPCS business rules to categorize facilities as a building, structure, or utilities. Changes in the inventory count from last year’s Base Structure Report are primarily the result of facilities being recategorized.
 - Added a separate Structures and Utilities profile.

VI. CONCLUSION

The Base Structure Report is designed to provide the reader with a snapshot view of the vast real property inventory maintained by today’s Department of Defense. Our physical infrastructure provides the framework upon which America’s military readiness is built.

**Department of Defense
Base Structure Report (BSR)
FY 2005 Baseline**

As we see more of our troops relocate from overseas bases to existing location within the United States, we will see this report change over the next several years. The Department's vision for transformation will also soon be reflected in this report. Our Defense Installations Strategic Plan challenges the Department to develop and field the "Right Tools and Metrics" for understanding and managing the vast Department of Defense base structure. This document is but one of the tools that have been developed to support that effort. It provides the ability to view the basic elements of our sites and facilities quickly and concisely, which is a valuable tool for future decision makers.

For any questions concerning this report, please send an email message to: BSR@osd.mil. An electronic copy of the BSR is available at <http://www.defenselink.mil/pubs> under reports.

**Department of Defense
Base Structure Report (BSR)
FY 2005 Baseline**

THIS PAGE INTENTIONALLY LEFT BLANK

VII. INSTALLATION SIZE SUMMARIES

Installation Size By Locations - FY 2005 Baseline Data

<i>Location</i>	<i>No. of Large Installations</i>	<i>No. of Medium Installations</i>	<i>No. of Small Installations/Locations</i>	<i>Total Locations</i>
United States	103	91	2,375	2,569
US Territories	3	0	67	70
Foreign	16	22	699	737
Total	122	113	3,141	3,376

<i>Location</i>	<i>Service</i>	<i>No. of Large Installations</i>	<i>No. of Medium Installations</i>	<i>No. of Small Installations/Locations</i>	<i>Total Locations</i>
United States	Army	38	33	1,200	1,271
	Navy	21	26	492	539
	Air Force	35	26	616	677
	USMC	8	6	67	81
	WHS	1	0	0	1
	United States Total	103	91	2,375	2,569
US Territories	Army	0	0	20	20
	Navy	2	0	31	33
	Air Force	1	0	15	16
	USMC	0	0	1	1
	US Territories Total	3	0	67	70
Foreign	Army	1	8	359	368
	Navy	6	5	72	83
	Air Force	7	7	252	266
	USMC	2	2	16	20
	Foreign Total	16	22	699	737
Grand Total	122	113	3,141	3,376	

Large Installation = Total PRV greater than or equal to \$1.584B
Medium Installation = Total PRV less than \$1.584B and greater than or equal to \$845M
Small Installation = Total PRV less than \$845M and greater than 0
Records with zero or null PRVs are not counted - primarily land records

Installation Size By Locations - FY 2005 Baseline Data

Location	Service	No. of Large Installations	No. of Medium Installations	No. of Small Installations/Locations	Total Locations
Alabama	Army	1	2	46	49
	Navy	0	0	11	11
	Air Force	0	1	10	11
	USMC	0	0	2	2
	Total	1	3	69	73
Alaska	Army	2	1	73	76
	Navy	1	0	5	6
	Air Force	3	0	40	43
	Total	6	1	118	125
Arizona	Army	1	1	9	11
	Navy	0	0	4	4
	Air Force	1	1	14	16
	USMC	0	1	1	2
	Total	2	3	28	33
Arkansas	Army	0	1	16	17
	Navy	0	0	1	1
	Air Force	0	1	6	7
	Total	0	2	23	25
California	Army	3	2	65	70
	Navy	6	7	88	101
	Air Force	4	2	51	57
	USMC	4	1	10	15
	Total	17	12	214	243
Colorado	Army	1	1	12	14
	Navy	0	0	2	2
	Air Force	1	1	13	15
	Total	2	2	27	31

Large Installation = Total PRV greater than or equal to \$1.584B

Medium Installation = Total PRV less than \$1.584B and greater than or equal to \$845M

Small Installation = Total PRV less than \$845M and greater than 0

Records with zero or null PRVs are not counted - primarily land records

Installation Size By Locations - FY 2005 Baseline Data

Location	Service	No. of Large Installations	No. of Medium Installations	No. of Small Installations/Locations	Total Locations
Connecticut	Army	0	0	11	11
	Navy	0	1	7	8
	Air Force	0	0	2	2
	Total	0	1	20	21
Delaware	Army	0	0	4	4
	Navy	0	0	1	1
	Air Force	0	1	3	4
	Total	0	1	8	9
District of Columbia	Army	0	1	2	3
	Navy	0	0	9	9
	Air Force	0	0	1	1
	USMC	0	0	1	1
	WHS	1	0	0	1
	Total	1	1	13	15
Florida	Army	0	0	33	33
	Navy	2	3	32	37
	Air Force	2	4	43	49
	USMC	0	0	3	3
	Total	4	7	111	122
Georgia	Army	3	1	25	29
	Navy	1	0	9	10
	Air Force	1	1	10	12
	USMC	0	1	2	3
	Total	5	3	46	54

Large Installation = Total PRV greater than or equal to \$1.584B

Medium Installation = Total PRV less than \$1.584B and greater than or equal to \$845M

Small Installation = Total PRV less than \$845M and greater than 0

Records with zero or null PRVs are not counted - primarily land records

Installation Size By Locations - FY 2005 Baseline Data

Location	Service	No. of Large Installations	No. of Medium Installations	No. of Small Installations/Locations	Total Locations
Hawaii	Army	1	0	25	26
	Navy	1	1	18	20
	Air Force	1	0	19	20
	USMC	1	0	6	7
	Total		4	1	68
Idaho	Army	0	0	8	8
	Navy	0	0	5	5
	Air Force	1	0	38	39
	Total	1	0	51	52
Illinois	Army	0	2	39	41
	Navy	1	0	7	8
	Air Force	1	0	6	7
	USMC	0	0	1	1
	Total	2	2	53	57
Indiana	Army	1	1	23	25
	Navy	1	0	5	6
	Air Force	0	0	6	6
	USMC	0	0	1	1
	Total	2	1	35	38
Iowa	Army	0	1	24	25
	Navy	0	0	4	4
	Air Force	0	0	3	3
	Total	0	1	31	32
Kansas	Army	2	0	26	28
	Navy	0	0	1	1
	Air Force	0	1	2	3
	Total	2	1	29	32

Large Installation = Total PRV greater than or equal to \$1.584B
Medium Installation = Total PRV less than \$1.584B and greater than or equal to \$845M
Small Installation = Total PRV less than \$845M and greater than 0
Records with zero or null PRVs are not counted - primarily land records

Installation Size By Locations - FY 2005 Baseline Data

Location	Service	No. of Large Installations	No. of Medium Installations	No. of Small Installations/Locations	Total Locations
Kentucky	Army	2	1	22	25
	Navy	0	0	2	2
	Air Force	0	0	1	1
	Total	2	1	25	28
Louisiana	Army	1	0	17	18
	Navy	0	0	6	6
	Air Force	1	0	9	10
	USMC	0	0	2	2
	Total	2	0	34	36
Maine	Army	0	0	6	6
	Navy	0	1	11	12
	Air Force	0	0	5	5
	Total	0	1	22	23
Maryland	Army	2	1	28	31
	Navy	1	2	32	35
	Air Force	1	0	8	9
	USMC	0	0	1	1
	Total	4	3	69	76
Massachusetts	Army	0	0	24	24
	Navy	0	0	8	8
	Air Force	0	1	10	11
	USMC	0	0	2	2
	Total	0	1	44	45

Large Installation = Total PRV greater than or equal to \$1.584B

Medium Installation = Total PRV less than \$1.584B and greater than or equal to \$845M

Small Installation = Total PRV less than \$845M and greater than 0

Records with zero or null PRVs are not counted - primarily land records

Installation Size By Locations - FY 2005 Baseline Data

Location	Service	No. of Large Installations	No. of Medium Installations	No. of Small Installations/Locations	Total Locations
Michigan	Army	0	0	26	26
	Navy	0	0	7	7
	Air Force	0	0	6	6
	USMC	0	0	1	1
	Total	0	0	40	40
Minnesota	Army	0	0	22	22
	Navy	0	0	5	5
	Air Force	0	0	5	5
	Total	0	0	32	32
Mississippi	Army	0	0	19	19
	Navy	0	0	7	7
	Air Force	1	0	11	12
	Total	1	0	37	38
Missouri	Army	1	1	24	26
	Navy	0	0	4	4
	Air Force	1	0	11	12
	USMC	0	0	2	2
	Total	2	1	41	44
Montana	Army	0	0	13	13
	Navy	0	0	2	2
	Air Force	1	0	13	14
	Total	1	0	28	29
Nebraska	Army	0	0	19	19
	Navy	0	0	2	2
	Air Force	0	1	9	10
	Total	0	1	30	31

Large Installation = Total PRV greater than or equal to \$1.584B

Medium Installation = Total PRV less than \$1.584B and greater than or equal to \$845M

Small Installation = Total PRV less than \$845M and greater than 0

Records with zero or null PRVs are not counted - primarily land records

Installation Size By Locations - FY 2005 Baseline Data

Location	Service	No. of Large Installations	No. of Medium Installations	No. of Small Installations/Locations	Total Locations
Nevada	Army	1	0	3	4
	Navy	0	1	6	7
	Air Force	1	1	19	21
	Total	2	2	28	32
New Hampshire	Army	0	0	4	4
	Air Force	0	0	3	3
	Total	0	0	7	7
New Jersey	Army	1	2	11	14
	Navy	0	2	5	7
	Air Force	1	0	8	9
	Total	2	4	24	30
New Mexico	Army	1	0	11	12
	Navy	0	0	3	3
	Air Force	2	1	18	21
	Total	3	1	32	36
New York	Army	2	1	49	52
	Navy	0	0	17	17
	Air Force	0	0	16	16
	USMC	0	0	4	4
	Total	2	1	86	89
North Carolina	Army	1	0	36	37
	Navy	0	0	8	8
	Air Force	0	1	13	14
	USMC	2	1	10	13
	Total	3	2	67	72

Large Installation = Total PRV greater than or equal to \$1.584B

Medium Installation = Total PRV less than \$1.584B and greater than or equal to \$845M

Small Installation = Total PRV less than \$845M and greater than 0

Records with zero or null PRVs are not counted - primarily land records

Installation Size By Locations - FY 2005 Baseline Data

Location	Service	No. of Large Installations	No. of Medium Installations	No. of Small Installations/Locations	Total Locations
North Dakota	Army	0	0	11	11
	Navy	0	0	1	1
	Air Force	1	1	7	9
	Total	1	1	19	21
Ohio	Army	0	0	51	51
	Navy	0	0	8	8
	Air Force	1	0	11	12
	USMC	0	0	1	1
	Total	1	0	71	72
Oklahoma	Army	2	0	23	25
	Navy	0	0	1	1
	Air Force	1	1	12	14
	Total	3	1	36	40
Oregon	Army	0	1	9	10
	Navy	0	0	5	5
	Air Force	0	0	6	6
	Total	0	1	20	21
Pennsylvania	Army	0	2	83	85
	Navy	0	1	18	19
	Air Force	0	0	9	9
	USMC	0	0	4	4
	Total	0	3	114	117
Rhode Island	Army	0	0	10	10
	Navy	1	0	4	5
	Air Force	0	0	3	3
	Total	1	0	17	18

Large Installation = Total PRV greater than or equal to \$1.584B

Medium Installation = Total PRV less than \$1.584B and greater than or equal to \$845M

Small Installation = Total PRV less than \$845M and greater than 0

Records with zero or null PRVs are not counted - primarily land records

Installation Size By Locations - FY 2005 Baseline Data

Location	Service	No. of Large Installations	No. of Medium Installations	No. of Small Installations/Locations	Total Locations
South Carolina	Army	1	0	15	16
	Navy	1	1	11	13
	Air Force	0	2	11	13
	USMC	0	2	4	6
	Total		2	5	41
South Dakota	Army	0	0	6	6
	Navy	0	0	1	1
	Air Force	1	0	12	13
	Total	1	0	19	20
Tennessee	Army	1	2	16	19
	Navy	0	0	5	5
	Air Force	1	0	5	6
	USMC	0	0	1	1
	Total	2	2	27	31
Texas	Army	4	1	63	68
	Navy	0	2	17	19
	Air Force	2	3	51	56
	USMC	0	0	2	2
	Total	6	6	133	145
Utah	Army	0	2	17	19
	Navy	0	0	2	2
	Air Force	1	0	12	13
	Total	1	2	31	34
Vermont	Army	0	0	9	9
	Navy	0	0	1	1
	Air Force	0	0	1	1
	Total	0	0	11	11

Large Installation = Total PRV greater than or equal to \$1.584B
Medium Installation = Total PRV less than \$1.584B and greater than or equal to \$845M
Small Installation = Total PRV less than \$845M and greater than 0
Records with zero or null PRVs are not counted - primarily land records

Installation Size By Locations - FY 2005 Baseline Data

Location	Service	No. of Large Installations	No. of Medium Installations	No. of Small Installations/Locations	Total Locations
Virginia	Army	1	4	31	36
	Navy	3	2	35	40
	Air Force	0	1	5	6
	USMC	1	0	5	6
	Total	5	7	76	88
Washington	Army	1	0	20	21
	Navy	2	2	39	43
	Air Force	2	0	22	24
	USMC	0	0	1	1
	Total	5	2	82	89
West Virginia	Army	0	0	30	30
	Navy	0	0	4	4
	Air Force	0	0	3	3
	Total	0	0	37	37
Wisconsin	Army	1	1	29	31
	Navy	0	0	5	5
	Air Force	0	0	7	7
	Total	1	1	41	43
Wyoming	Army	0	0	2	2
	Navy	0	0	1	1
	Air Force	1	0	7	8
	Total	1	0	10	11
United States Total:		103	91	2,375	2,569

Large Installation = Total PRV greater than or equal to \$1.584B

Medium Installation = Total PRV less than \$1.584B and greater than or equal to \$845M

Small Installation = Total PRV less than \$845M and greater than 0

Records with zero or null PRVs are not counted - primarily land records

Installation Size By Locations - FY 2005 Baseline Data

Location	Service	No. of Large Installations	No. of Medium Installations	No. of Small Installations/Locations	Total Locations
Territories	Army	0	0	20	20
	Navy	2	0	31	33
	Air Force	1	0	15	16
	USMC	0	0	1	1
	Total	3	0	67	70
Overseas	Army	1	8	359	368
	Navy	6	5	72	83
	Air Force	7	7	252	266
	USMC	2	2	16	20
	Total	16	22	699	737
Worldwide Total:		122	113	3,141	3,376

Large Installation = Total PRV greater than or equal to \$1.584B

Medium Installation = Total PRV less than \$1.584B and greater than or equal to \$845M

Small Installation = Total PRV less than \$845M and greater than 0

Records with zero or null PRVs are not counted - primarily land records

DEPARTMENT OF DEFENSE
Base Structure Report - As Of 30 Sept 04

VIII. TOTAL DOD INVENTORY

DEPARTMENT OF DEFENSE
Base Structure Report - As Of 30 Sept 04

SITE	COMPONENT	NAME NEAREST CITY	PHONE	ZIP CODE	BLDGS OWNED	BLDGS OWNED SQFT	BLDGS LEASED	BLDGS LEASED SQFT	TOTAL ACRES	ACRES OWNED	PRV (\$M)	MIL	CIV	OTHER	TOTAL
Alabama															
10C Stagefield	Army Active	New Brockton		36362	5	2,933			180	174	15.8				
Allen Stagefield	Army Active	Dothan		36352	6	3,663			114	114	15.8				
Anniston Army Depot	Army Active	Anniston	256-235-7501	36201	1,747	8,910,148	1	2,800	15,279	15,243	1,545.8	25	3,187	304	3,516
Brown (4B) Stagefield	Army Active	New Brockton		36351	5	3,253			176	167	15.9				
Cairns Basefield	Army Active	Daleville		36322	61	456,896			1,326	1,285	165.7				
Fort Benning	Army Active	Columbus GA	706-545-5217	31905	65	54,337			12,138	11,954	26.9				
Fort McClellan	Army Active	Anniston	256-847-4102	36205	228	958,444			23,115	23,115	208.8				
Fort Rucker	Army Active	Daleville	334-255-1030	36362	1,448	7,070,426	3	8,860	59,447	57,772	1,464.9	5,801	1,841	920	8,562
Goldberg Stagefield	Army Active	Midland City		36360	7	4,542			101	99	13.9				
Highbuff Stagefield	Army Active	Hartford		36344	6	3,895			190	190	14.7				
Hunt Stagefield	Army Active	Ozark		36360	5	3,754			153	134	14.8				
Louisville Stagefield	Army Active	Brundidge		36048	2	128			104	101	10.1				
Phosphate Dev Wks	Army Active	Sheffield		35662	2	14,763			67	63	33.9				
Redstone Arsenal	Army Active	Huntsville	256-876-2151	35898	1,699	11,738,408			37,910	37,910	3,242.7	1,859	8,753	3,866	14,478
Runkle Stagefield	Army Active	Elba		36323	6	4,782			235	235	10.8				
Shell Stagefield	Army Active	Enterprise		36330	13	63,607			296	246	39.9				
Skelly Stagefield	Army Active	Elba		36453	4	2,537			193	161	16.4				
Stinson (5AB) Stagefield	Army Active	New Brockton		36351	5	3,433			191	180	15.7				
Toth Stagefield	Army Active	Dothan		36305	4	3,177			128	125	20.0				
310th Chem USARC	Army Reserve	Anniston		36205	3	74,932			19	19	10.9	162	2	0	164
Bill Nichols USARC/ECS #158	Army Reserve	Anniston	256 231-9210	36201	2	61,185			20	20	14.4	256	9	0	265
Horace B Hanson USARC	Army Reserve	Birmingham	205-987-8443	35244	3	99,804			14	14	16.6	776	26	10	812
Maxwell AFB	AF Active	Montgomery	334-953-1110	36112	595	5,336,639			3,615	2,490	1,052.5	3,068	1,163	0	4,231
Maxwell AFB Gunter Annex	AF Active	Montgomery	334-953-1110	36114	228	2,176,522	2	31,567	376	356	358.2	1,092	663	39	1,794
Maxwell Family Hsg Annex	AF Active	Montgomery	334-953-5718	36112	124	211,398			28	28	17.2				
Abston ANGS	Air Natl Guard	Montgomery	334-394-7200	36108	8	81,723			27		13.3	40	1	0	41
Birmingham IAP	Air Natl Guard	Birmingham	205-714-2000	35217	38	339,651			145		80.5	1,055	0	0	1,055
Dannelly Field ANG	Air Natl Guard	Montgomery	334-394-7200	36108	42	327,083			149		73.7	1,055	0	0	1,055
Martin ANGS	Air Natl Guard	Gadsden	256-442-9700	35904	14	71,253			29		12.6	140	0	0	140
Montgomery ANGS	Air Natl Guard	Montgomery	334-394-7100	36108			6	65,123	12	12	10.4	153	0	0	153
NAS Whiting Fld Milton (Barin Field)	Navy Active	Foley		36535	3	11,258			779	706	109.2				
NAS Whiting Fld Milton (NOLF Evergreen)	Navy Active	Evergreen							440	22	12.4				
NAS Whiting Fld Milton (NOLF Silverhill)	Navy Active	Silverhill			2	1,443			400	352	24.5				
NAS Whiting Fld Milton (NOLF Summerdale)	Navy Active	Summerdale			1	1,024			565	560	18.4				
NAS Whiting Fld Milton (NOLF Wolf)	Navy Active	Elberta			1	240			422	312	20.0				
NMCRB Bessemer	Navy Reserve	Bessemer		35023	7	77,915			16	16	11.7	940	0	0	940
OTHER SITE(S) ¹: 46					103	628,852	3	24,974	1,390	408	115.7	4,443	144	0	4,587
Alabama Total:					6,492	38,804,048	15	133,324	159,788	154,583	8,864.7	20,865	15,789	5,139	41,793

¹ US Locations that do not meet criteria of at least ten (10) Acres AND at least \$10M PRV. US Territories and Non-US Locations that do not meet criteria of at least ten (10) Acres OR at least \$10M PRV.

DEPARTMENT OF DEFENSE
Base Structure Report - As Of 30 Sept 04

SITE	COMPONENT	NAME NEAREST CITY	PHONE	ZIP CODE	BLDGS OWNED	BLDGS OWNED SQFT	BLDGS LEASED	BLDGS LEASED SQFT	TOTAL ACRES	ACRES OWNED	PRV (\$M)	MIL	CIV	OTHER	TOTAL
Alaska															
Black Rapids Training Area	Army Active	Delta Junction		99737	10	40,775			2,785	2,785	16.6				
Donnelly Training Area	Army Active	Fairbanks		99775	27	89,039			631,693	631,693	66.2				
Fairbanks Eielson Pipeline	Army Active	Fairbanks		99505	1	515			120	103	370.3				
Fort Greely	Army Active	Fairbanks	907-873-1110	99737	197	1,607,442			7,200	7,200	1,442.4	2	110	276	388
Fort Richardson	Army Active	Anchorage	907-384-1110	99505	548	7,441,775	23	247,638	71,089	71,084	2,723.4	4,111	1,113	978	6,202
Fort Wainwright	Army Active	Fairbanks	907-353-1110	99775	528	7,472,169	215	1,167,722	656,241	656,241	3,931.5	5,079	743	845	6,667
Gerstle River Arctic Test Site	Army Active	Delta Junction		99737	4	14,814			20,750	20,750	15.4				
Haines Terminal	Army Active	Haines	907-766-2111	99505	5	32,305			201	201	58.2				
Seward Recreation Area	Army Active	Seward		99505	27	64,687			13	1	19.0				
Whittier Anchorage Pipeline	Army Active	Whittier		99505	3	5,283	1	14,400	224	220	163.8				
Yukon Command Training Site	Army Active	Fairbanks		99775	1	160			287,418	287,394	70.2				
Barter Island Dew Station Bar	AF Active	Fairbanks		99759	18	114,764			641	641	124.5				
Big Mountain Radio Relay Site	AF Active	Iliamna		99606	8	25,747			402	402	28.5				
Birch Lake Recreation Annex	AF Active	Fairbanks		99701	31	16,862			51	51	11.9				
Blair Lake AF Range	AF Active	Fairbanks			8	9,042			33,962	33,962	19.0				
Cape Lisburne Long Range Radar Site	AF Active	Point Hope		99766	8	57,358			1,125	1,125	56.9				
Cape Newenham Long Range Radar Site	AF Active	Platinum		99651	9	54,220			2,359	2,359	57.5				
Cape Romanzof Long Range Radar Site	AF Active	Hooper Bay		99604	9	38,913			4,900	4,900	35.9				
Chena River Research Site	AF Active	Fairbanks		99759	2	420			3,791	3,791	57.5				
Clear AFS	AF Active	Anderson	907-585-6884	99704	57	868,191			11,438	11,438	531.8	154	59	0	213
Cold Bay Long Range Radar Site	AF Active	Cold Bay		99571	6	13,669			208	194	17.6				
Eareckson Air Station	AF Active	Atka		96512	103	1,383,516			3,520	3,520	1,747.3				
Eielson AFB	AF Active	North Pole	907-377-1110	99702	451	5,679,814	222	1,598,875	19,790	19,790	3,578.3	3,858	355	0	4,213
Elmendorf AFB	AF Active	Anchorage	907-552-1110	99506	729	9,583,264	1	19,112	13,451	13,426	4,269.6	7,140	1,133	0	8,273
Flaxman Island Range Radar Site	AF Active	Fairbanks		99759	12	25,438			605	605	34.2				
Fort Yukon Long Range Radar Site	AF Active	Fort Yukon		98740	6	47,303			205	204	29.1				
Galena Airport	AF Active	Galena	907-656-1236	99741	47	418,959			163	6	333.5				
Haarp Research Station	AF Active	Gulkana		99586	15	33,774			5,408	5,408	56.6				
Indian Mountain Long Range Radar Site	AF Active	Hughes		99745	8	33,230			4,226	4,226	57.2				
King Salmon Airport	AF Active	Naknek	907-246-3325	99633			56	378,388	927	868	340.4				
Lonely Short Range Radar Site	AF Active	Fairbanks					13	27,465	1,082		57.1				
Oliktok Long Range Radar Site	AF Active	Fairbanks		99759	6	36,640			672	672	41.5				
Point Barrow Long Range Radar Site	AF Active	Fairbanks					6	52,965	266		42.0				
Point Lay Long Range Radar Site	AF Active	Fairbanks		99759			6	36,640	1,442	1,442	40.1				
Sparrevohn Long Range Radar Site	AF Active	Iliamna		99606	8	41,055			1,179	1,179	48.0				
Tatalina Long Range Radar Site	AF Active	McGrath		99627	7	37,367			4,970	4,968	56.1				
Tin City Long Range Radar Site	AF Active	Wales		99783	6	83,453			723	708	52.0				

¹ US Locations that do not meet criteria of at least ten (10) Acres AND at least \$10M PRV. US Territories and Non-US Locations that do not meet criteria of at least ten (10) Acres OR at least \$10M PRV.

DEPARTMENT OF DEFENSE
Base Structure Report - As Of 30 Sept 04

SITE	COMPONENT	NAME NEAREST CITY	PHONE	ZIP CODE	BLDGS OWNED	BLDGS OWNED SQFT	BLDGS LEASED	BLDGS LEASED SQFT	TOTAL ACRES	ACRES OWNED	PRV (\$M)	MIL	CIV	OTHER	TOTAL
Wainwright Short Range Radar Site	AF Active	Fairbanks					8	22,622	1,519		37.2				
Anchorage IAP (ANGB)	Air Natl Guard	Anchorage	907-249-1176	99502	32	416,643			129		195.9	1,513	0	0	1,513
NAVBASE Kitsap (Back Island AK)	Navy Active	Ketchikan			3	23,756			15	15	40.3				
NAVBASE Kitsap (Narl Barrow Camp Tr1)	Navy Active	Barrow			141	368,788			639	639	182.5				
NAF Adak CSO	Caretaker	Adak Station		99505	611	4,453,580			61,001	61,001	4,090.6				
OTHER SITE(S) ¹: 117					155	297,868	3	43,000	1,287,603	1,287,369	135.7	658	14	0	672
Alaska Total:					3,847	40,932,598	554	3,608,827	3,146,146	3,142,581	25,283.3	22,515	3,527	2,099	28,141
American Samoa															
Te O USARC	Army Active	Tafuna		96799	1	14,240	1	3,600	93		6.7	329	3	10	342
American Samoa Total:					1	14,240	1	3,600	93	0	6.7	329	3	10	342
Arizona															
Fort Huachuca	Army Active	Sierra Vista	520-538-7111	85613	1,773	7,765,957			73,299	71,623	2,107.6	7,016	2,418	1,447	10,881
Yuma Proving Ground	Army Active	Yuma	520-328-2151	85365	580	2,048,004			1,008,911	829,882	940.1	124	600	470	1,194
Camp Navajo	Army Guard	Camp Navajo	520-773-3205		894	3,013,490			28,345	28,345	782.1	164	6	146	316
Papago Military Reservation	Army Guard	Phoenix			65	610,324			451	451	133.7	2,148	279	231	2,658
Barnes Hall USARC	Army Reserve	Phoenix	480-425-3588	85008	5	63,256			12	12	13.3	256	23	0	279
Air Force Plant No 44	AF Active	Tucson		85734	71	1,030,468			2,208	2,174	257.6				
Davis-Monthan AFB	AF Active	Tucson	520-228-3900	85707	1,401	6,044,705			10,953	6,373	1,619.0	6,541	1,050	0	7,591
Fort Huachuca Radar Site (TARS #2)	AF Active	Sierra Vista			4	10,047			28	28	12.8				
Gila Bend AF Auxiliary Field	AF Active	Gila Bend	928-683-6200	85337	41	143,397			1,886	1,885	92.2				
Luke AF Auxiliary Field No 1	AF Active	Wittman		85361	1	600			1,105	400	85.3				
Luke AFB	AF Active	Litchfield Park	602-856-7411	85309	745	4,619,627			4,359	2,629	1,252.0	6,104	930	0	7,034
Luke Waste Annex	AF Active	Litchfield Park		85309	11	23,906			46	41	15.0				
The Barry M Goldwater AF Range	AF Active	Gila Bend		85337	11	10,963			2,671,680	2,671,675	106.4				
Yuma Radar Site (TARS #1)	AF Active	Dome			5	8,795			62	62	13.3				
Sky Harbor IAP	Air Natl Guard	Phoenix	602-302-9000	85034	16	293,738			51		75.1	895	0	0	895
Tucson IAP	Air Natl Guard	Tucson	602-295-6210	85706	36	567,991	1	1,440	94	92	146.5	1,856	4	0	1,860
MCAS Yuma	USMC Active	Yuma	510-341-2011		772	3,845,377			6,232	4,985	1,458.9	3,777	765	0	4,542
OTHER SITE(S) ¹: 24					117	393,964	3	48,536	750,390	750,247	103.6	3,464	65	16	3,545
Arizona Total:					6,548	30,494,609	4	49,976	4,560,112	4,370,904	9,214.4	32,345	6,140	2,310	40,795
Arkansas															
Pine Bluff Arsenal	Army Active	Pine Bluff	870-540-3000	71602	911	3,609,063			13,493	13,426	1,274.2	38	1,065	293	1,396
Fort Chaffee MTC	Army Guard	Fort Smith	501-484-2141		439	1,628,670			64,272	64,272	448.0	403	3	284	690
ECS 15	Army Reserve	Barling		72905	5	109,401	4	82,278	39	39	22.6	0	50	0	50
Maurice Britt USARC	Army Reserve	Little Rock		72118	8	194,542			43	43	36.0	1,104	154	6	1,264
Little Rock AFB	AF Active	Jacksonville	501-987-1110	72099	1,195	5,445,974			6,898	6,102	1,221.5	6,156	420	0	6,576

¹ US Locations that do not meet criteria of at least ten (10) Acres AND at least \$10M PRV. US Territories and Non-US Locations that do not meet criteria of at least ten (10) Acres OR at least \$10M PRV.

DEPARTMENT OF DEFENSE
Base Structure Report - As Of 30 Sept 04

SITE	COMPONENT	NAME NEAREST CITY	PHONE	ZIP CODE	BLDGS OWNED	BLDGS OWNED SQFT	BLDGS LEASED	BLDGS LEASED SQFT	TOTAL ACRES	ACRES OWNED	PRV (\$M)	MIL	CIV	OTHER	TOTAL
Fort Smith Municipal Airport ANG	Air Natl Guard	Fort Smith	501-648-5210	72903	46	342,861			141		83.4	1,047	0	0	1,047
OTHER SITE(S) ¹: 19					62	319,151	1	100	984	613	61.7	1,482	22	7	1,511
Arkansas Total:					2,666	11,649,662	5	82,378	85,870	84,495	3,147.4	10,230	1,714	590	12,534
California															
Concord-CA-0696A	Army Active	Clyde		94520			125	260,617	6,100	6,100	382.2	4	36	3	43
Def Distr Reg West Sharpe Site	Army Active	Stockton		95231	95	3,433,616			724	724	704.1	5	11	42	58
Def Distr Reg West Tracy	Army Active	Tracy		95376	62	5,684,039	1	4,850	908	908	895.4	3	18	1	22
Fort Ord	Army Active	Seaside	831-899-4975	93955	1,627	6,265,339	106	391,408	12,272	12,272	1,875.4				
NTC and Fort Irwin	Army Active	Barstow	760-380-4111	92310	686	3,918,313			636,331	636,181	2,014.7	4,715	648	1,193	6,556
Ord Military Community	Army Active	Seaside		93955	53	543,153			771	771	440.5				
Presidio Of Monterey	Army Active	Monterey	831-242-5000	93944	138	1,784,134			392	392	501.4	4,280	1,318	1,010	6,608
Riverbank AAP	Army Active	Riverbank	209-869-2577	95367	118	755,705			172	171	258.7	0	4	171	175
Sacramento Army Depot	Army Active	Sacramento		95813	25	252,242			48	48	175.4				
SAT COM	Army Active	Paso Robles		93431	11	43,039	2	16,500	23	23	16.0	53	2	0	55
Sierra Army Depot	Army Active	Reno	530-827-2111	96113	1,029	5,261,601			36,994	36,984	1,648.9	3	530	234	767
Silas B. Hays	Army Active	Seaside		93955	1	369,662			24	24	82.6				
MTA Camp Roberts	Army Guard	San Miguel	805-238-3100		807	3,166,911			42,815	42,814	1,420.6	401	171	173	745
NG Hammer Field	Army Guard	Fresno	559-292-1040		6	109,749			30	30	21.6	766	10	6	782
Sacramento Depot Activity	Army Guard	Sacramento			8	17,150			22	22	12.2				
TS AFRC Los Alamitos	Army Guard	Los Alamitos	562-795-2571		142	1,148,615			2,676	2,676	397.7	2,549	209	370	3,128
BT Collins USARC/OMS/AMSA (G)	Army Reserve	Sacramento		95828	10	191,585			38	38	47.2	912	21	5	938
El Monte USARC	Army Reserve	El Monte	626-258-2347	91733	4	38,348			11	11	10.6	367	4	0	371
Fort Hunter Liggett	Army Reserve	King City	831-386-2605	93928	264	907,549			164,261	164,099	494.8	35	129	64	228
Hwd Of Oakland USARC/AMSA 85 G	Army Reserve	Oakland		94626	11	109,498			38	38	25.6	338	20	0	358
March USARC	Army Reserve	Moreno Valley		92518	1	1,255	7	71,133	21	21	14.2	591	21	0	612
Mare Is. USARC OMS Marine AMSA	Army Reserve	Vallejo		94592	12	163,469			34	34	50.7	669	23	0	692
Moffett Community Hsg	Army Reserve	Mountain View		94035	110	783,990			141	141	139.7				
Parks Reserve Forces Tng Area	Army Reserve	Richmond	925-803-5600	94568	114	1,041,012			2,478	2,478	268.2	1,435	113	1,549	3,097
Patton Hall USARC	Army Reserve	Bell	323-307-3400	90201	4	159,712			21	21	34.3	480	18	0	498
Tustin USARC	Army Reserve	Santa Ana	949-726-1250	92606	2	42,214			17	17	10.8	587	7	30	624
Beale AFB	AF Active	Marysville	530-634-3000	95903	1,575	4,593,445			22,944	22,944	1,938.4	4,369	544	0	4,913
Davis Communications Annex	AF Active	Davis		95616	4	29,524			316	316	21.9				
Edwards AFB	AF Active	Rosamond	661-277-1110	93524	2,470	9,730,080			300,723	300,723	4,503.0	2,959	2,941	0	5,900
Fort MacArthur Family Hsg Annex	AF Active	San Pedro		90731	417	1,454,857			156	155	202.1				
Lincoln Communications Annex	AF Active	Lincoln		95648	2	16,264			231	231	21.1				
Los Angeles AF Annex No 3	AF Active	Manhattan Beach		90266	1	30,000			13	13	16.2				
Los Angeles AFB	AF Active	El Segundo	310-363-1110	90245	27	1,767,768			102	99	638.1	1,552	1,116	0	2,668
Onizuka AFS	AF Active	Sunnyvale	408-752-4026	94088	21	782,738			23	20	234.7	111	173	0	284
Ozol Defense Fuel Support Point	AF Active	Martinez		94553	4	4,494			76	66	86.5				

¹ US Locations that do not meet criteria of at least ten (10) Acres AND at least \$10M PRV. US Territories and Non-US Locations that do not meet criteria of at least ten (10) Acres OR at least \$10M PRV.

DEPARTMENT OF DEFENSE
Base Structure Report - As Of 30 Sept 04

SITE	COMPONENT	NAME NEAREST CITY	PHONE	ZIP CODE	BLDGS OWNED	BLDGS OWNED SQFT	BLDGS LEASED	BLDGS LEASED SQFT	TOTAL ACRES	ACRES OWNED	PRV (\$M)	MIL	CIV	OTHER	TOTAL
Pillar Point AFS	AF Active	Half Moon Bay		94019	13	25,769			55	55	14.4				
Production Flight Test Instl AF Plant 42	AF Active	Palmdale	661-272-4240	93550	102	3,230,669			6,131	5,843	1,274.9	62	18	0	80
Travis AFB	AF Active	Fairfield	707-424-1110	94535	1,613	9,809,113	148	441,593	6,383	5,130	3,248.3	9,973	1,185	5	11,163
Travis Water System Annex No 2	AF Active	Elmira		95625	14	20,110			206	206	20.9				
Tulelake Radar Site	AF Active	Newell			4	17,140			928	928	56.1				
Vandenberg AFB	AF Active	Lompoc	805-606-1110	93437	2,650	9,262,659	9	32,907	132,184	98,171	3,579.2	2,829	1,078	0	3,907
Channel Islands ANG	Air Natl Guard	Oxnard	805-986-8000	93041	20	339,323			206	206	127.6	1,303	0	0	1,303
Fresno Yosemite Intl	Air Natl Guard	Fresno	559-454-5100	93727	46	372,600			126		137.0	1,001	0	0	1,001
Hayward Municipal Airport ANG	Air Natl Guard	Hayward	510-264-5600	94545	16	146,920			27		40.4	155	0	0	155
Moffett Fld ANG	Air Natl Guard	Sunnyvale	650-603-9129	94035	14	158,709	29	167,328	142	142	108.5	972	13	0	985
Sepulveda National Guard Station	Air Natl Guard	Van Nuys	818-909-2300	91406			16	73,229	26	26	16.5	138	0	0	138
March ARB	AF Reserve	Sunnymeade	909-655-1110	92518	193	2,511,422			2,539	2,275	1,012.4	4,290	296	0	4,586
Norwalk Defense Fuel Support Point	AF Reserve	Norwalk		90650	9	7,767			55	48	89.5				
MCAGCC Twentynine Palms	USMC Active	Twentynine Palms	760-830-6000	92278	1,468	7,637,152	241	806,975	605,616	605,269	3,392.9	9,717	1,238	0	10,955
MCAS Camp Pendleton	USMC Active	Camp Pendleton	760-725-4110	92055	83	953,935			411	411	388.9	4,883	54	0	4,937
MCAS El Toro Santa Ana	USMC Active	Irvine		92709	1,256	6,280,143			4,777	4,761	1,833.0	2	0	0	2
MCAS Miramar	USMC Active	San Diego	619-577-1011	92145	668	6,722,850			22,941	22,499	2,121.6	10,995	773	0	11,768
MCAS Yuma (Choc Mt Arial Grry Rng)	USMC Active	Niland			4	37,828			459,506	459,506	14.1				
MCB Camp Pendleton	USMC Active	Camp Pendleton	760-725-4110	92055	2,405	18,434,659			126,749	126,749	4,594.9	32,448	3,631	0	36,079
MCB Camp Pendleton (MWTC Bridgeport)	USMC Active	Bridgeport			46	299,953			60,513		99.6	26	0	0	26
MCLB Barstow	USMC Active	Barstow		92311	386	4,502,466			6,177	6,177	1,085.7	234	2,685	0	2,919
MCRD San Diego	USMC Active	San Diego	619-524-8762	92140	134	2,600,793			505	505	629.1	1,815	223	0	2,038
MCAS Tustin	Disestab	Tustin		92710	100	1,264,307			308	308	451.2				
NAF El Centro	Navy Active	El Centro		92243	257	1,139,978			62,542	59,864	679.3	256	84	0	340
NAS Lemoore	Navy Active	Lemoore NAS	559-998-3300	93246	1,180	6,671,586			26,777	15,738	1,963.3	7,040	648	0	7,688
NAS Lemoore (Stockton)	Navy Active	Stockton			31	535,703			28		262.5				
NAS North Island San Diego	Navy Active	San Diego	619-545-8123	92135	661	9,696,393			2,803	2,802	3,044.8	7,511	3,616	0	11,127
NAS North Island San Diego (Clev NF Survival Tra)	Navy Active	Warner Springs			40	38,828			6,168	4,960	12.1				
NAS North Island San Diego (Former Phibase Coronado)	Navy Active	Coronado			215	2,435,488			975	715	671.8	3,780	242	0	4,022
NAS North Island San Diego (Imperial Beach)	Navy Active	Imperial Beach			78	727,488			1,402	1,393	264.3				
NAS North Island San Diego (San Clemente)	Navy Active	San Diego			203	519,805			36,200	36,200	273.6				
NAS North Island San Diego (Silver Strand)	Navy Active	Imperial Beach			11	67,152			549	549	20.0				
NAVBASE Ventura City	Navy Active	Point Mugu	805-982-4711	93043	908	4,687,602	1	12	4,534	4,517	1,442.4	2,629	2,308	0	4,937
NAVBASE Ventura City (Capehart Hsg 3 Mugu)	Navy Active	Camarillo			77	453,156			51	51	55.6				

¹ US Locations that do not meet criteria of at least ten (10) Acres AND at least \$10M PRV. US Territories and Non-US Locations that do not meet criteria of at least ten (10) Acres OR at least \$10M PRV.

DEPARTMENT OF DEFENSE
Base Structure Report - As Of 30 Sept 04

SITE	COMPONENT	NAME NEAREST CITY	PHONE	ZIP CODE	BLDGS OWNED	BLDGS OWNED SQFT	BLDGS LEASED	BLDGS LEASED SQFT	TOTAL ACRES	ACRES OWNED	PRV (\$M)	MIL	CIV	OTHER	TOTAL
NAVBASE Ventura City (Port Hueneme)	Navy Active	Port Hueneme			623	6,111,126	47	375,248	1,793	1,793	1,529.8	4,563	3,147	0	7,710
NAVMEDCEN San Diego	Navy Active	San Diego	619-532-6400	92134	25	1,984,075			79	79	586.0	3,008	1,488	0	4,496
NAVPETOFF Alexandria (Estero Bay Branch)	Navy Active	Morro Bay			6	1,960			175	10	90.9				
NAVPETOFF Alexandria (Fuel Complx Long Beach)	Navy Active	Long Beach			5	8,105			11	11	17.9				
NAVPETOFF Alexandria (Fuel Farm San Pedro)	Navy Active	Los Angeles			27	34,301			272	269	158.9				
NAVPETOFF Alexandria (Norwalk Branch)	Navy Active	Norwalk			1	676			18	0	21.1				
NAWS China Lake	Navy Active	China Lake		93555	1,279	4,374,872	1	16	606,933	606,916	2,270.5	754	2,942	0	3,696
NAWS China Lake (Mojave B Ranges)	Navy Active	Trona			5	12,010			316,351	316,351	10.1				
NAWS China Lake (Randsburg Wash Area)	Navy Active	Trona			42	159,627			187,117	187,001	63.8				
NAWS China Lake (San Nicolas Island)	Navy Active	San Nicolas Island			140	391,691			13,370	13,370	458.9				
NAWS China Lake (Santa Cruz Island)	Navy Active	Goleta			11	19,832			11		21.5				
NS San Diego	Navy Active	San Diego	619-556-1011	92136	1,177	9,762,156	2	161,369	3,080	3,056	2,294.3	38,878	13,226	18	52,122
NSA Corona	Navy Active	Corona		91718	52	437,173			247	247	167.0	7	969	0	976
NSA Monterey	Navy Active	Monterey		93943	377	2,547,334	3	26,917	621	610	565.2	327	1,061	0	1,388
NSA Monterey (Dixon Transmitter Fac)	Navy Active	Dixon			25	78,248			1,285	1,285	118.2				
NSA Monterey (Navpmossp Mtn View)	Navy Active	Mountain View			10	785,777			343	339	282.3	9	86	0	95
NWS Seal Beach	Navy Active	Seal Beach		90740	366	2,551,088			5,002	4,968	742.7	1,766	421	0	2,187
NWS Seal Beach (Det Concord)	Navy Active	Concord			492	1,947,566			7,701	6,914	1,124.3	3	0	0	3
NWS Seal Beach (Fallbrook)	Navy Active	Fallbrook			277	1,011,495			8,851	8,851	396.9	59	0	0	59
NWS Seal Beach (Long Beach Golf Course)	Navy Active	Los Alamitos			1	4,200	11	14,716	254		14.7				
SUBASE San Diego	Navy Active	San Diego	619-553-1011	92106	566	6,216,862			1,272	1,230	1,842.9	177	18	0	195
FISC Oakland CSO	Caretaker	Oakland		94625	85	7,445,434			531	527	1,183.1	58	0	0	58
FISC Oakland CSO (Alameda Annex)	Caretaker	Alameda			8	866,604			51	51	115.8				
FISC Oakland CSO (Alameda Facility)	Caretaker	Alameda			12	1,392,353			97	97	286.3				
FISC Oakland CSO (Richmond Pt Molate)	Caretaker	Richmond			14	32,168			413	413	152.7				
Hunters Point Annex CSO	Caretaker	San Francisco		94627	206	3,253,325			922	922	1,164.9				
NAS Alameda CSO	Caretaker	Alameda		94501	200	5,804,613			2,761	2,480	2,966.2	169	0	0	169
NAS Alameda CSO (Marina Village/SF)	Caretaker	San Francisco			160	727,359			30		77.2				
NCEL Port Hueneme CSO	Caretaker	Port Hueneme		93043	50	230,794			33	33	62.1				

¹ US Locations that do not meet criteria of at least ten (10) Acres AND at least \$10M PRV. US Territories and Non-US Locations that do not meet criteria of at least ten (10) Acres OR at least \$10M PRV.

DEPARTMENT OF DEFENSE
Base Structure Report - As Of 30 Sept 04

SITE	COMPONENT	NAME NEAREST CITY	PHONE	ZIP CODE	BLDGS OWNED	BLDGS OWNED SQFT	BLDGS LEASED	BLDGS LEASED SQFT	TOTAL ACRES	ACRES OWNED	PRV (\$M)	MIL	CIV	OTHER	TOTAL
NH Oakland CSO	Caretaker	Oakland		94627	90	1,033,619			183	183	326.6				
NS Long Beach CSO	Caretaker	Long Beach		90822	383	2,425,378			894	894	613.7				
NS Treasure Island CSO	Caretaker	San Francisco		94130	100	2,085,418	1	30,000	1,064	1,064	560.2	19	3	0	22
NSY Long Beach CSO	Caretaker	Long Beach		90822	306	4,142,625	1	48	522	521	1,063.1				
NSY Mare Island CSO	Caretaker	Vallejo		94592	532	2,302,664			5,138	5,136	1,188.5	3	1	0	4
NTC San Diego CSO	Caretaker	San Diego		92133	78	988,008			165	159	338.5				
PWC San Francisco CSO	Caretaker	San Francisco		94130	343	1,725,415			640	638	379.5				
NAVFAC Centerville Beach	Disestab	Ferndale		95536	76	204,039			49	40	43.3				
NAVSECGRUACT Skaggs Is	Disestab	Sonoma		95476	41	182,700			3,309	3,304	93.4				
NMCRRC Alameda	Navy Reserve	Alameda		94501	5	84,060			15	15	20.6	822	0	0	822
NMCRRC Los Angeles	Navy Reserve	Los Angeles		90012	6	142,462			11	11	29.0				
NMCRRC Los Angeles	Navy Reserve	Los Angeles		90731	7	126,557			23		26.4	320	0	0	320
NMCRRC Moreno Valley	Navy Reserve	Moreno Valley		92518	4	67,123			10	10	12.8	143	0	0	143
NMCRRC Sacramento	Navy Reserve	Sacramento		95828	4	48,908			20	20	10.9	752	0	0	752
OTHER SITE(S)¹ : 180					4,471	32,498,220	43	767,883	57,406	55,419	1,958.4	11,264	329	190	11,783
California Total:					37,454	262,460,556	794	3,642,749	4,039,560	3,922,849	78,082.9	192,344	49,870	5,064	247,278

Colorado

Fort Carson	Army Active	Colorado Spring	719-526-5811	80913	673	8,387,516	5	12,879	137,404	137,404	3,171.1	14,061	1,719	1,558	17,338
Pinon Canyon	Army Active	Trinidad		80159	22	64,155			235,896	235,896	122.5	0	6	0	6
Pueblo Chemical Depot	Army Active	Pueblo	719-549-4111	81006	1,135	6,119,518			23,121	23,121	1,356.6	1	207	58	266
Rocky Mountain Arsenal	Army Active	Commerce City	303-289-0140	80022	143	1,378,183			17,215	17,051	388.2	0	0	55	55
Flatiron	Army Guard	Longmont			3	73,710			11	11	14.5	172	37	47	256
Joe P Martinez USARC/AMSA #100	Army Reserve	Denver	303-371-0608	80239	3	82,127			20	20	17.9	539	28	0	567
William T. Fitzsimons USARC	Army Reserve	Aurora	303-360-0963	80045	4	163,390			21	21	34.3	859	13	0	872
Buckley AFB	AF Active	Aurora	303-677-9011	80011	163	2,234,104			3,872	3,283	769.6	2,236	463	0	2,699
Buckley Annex	AF Active	Denver	303-676-8103	80279	3	634,231	1	84,860	72	72	149.5				
Cheyenne Mountain AFS	AF Active	Colorado Springs	719-474-1110	80914	46	337,984			567	499	177.6	682	87	0	769
Peterson AFB	AF Active	Colorado Springs	719-556-7321	80914	396	3,613,670	36	338,516	1,295	201	1,164.0	5,319	1,980	42	7,341
Schriever AFB	AF Active	Ellicott	719-567-1110	80912	53	1,427,414			4,172	3,198	531.9	2,160	513	0	2,673
USAF Academy	AF Active	Colorado Springs	719-333-1818	80840	1,095	8,691,738			53,276	53,127	2,144.1	1,999	1,393	0	3,392
Fort Carson Weapons Range	Air Natl Guard	Pueblo		80913	5	12,224			3,110	3,110	10.5				
Greely ANG	Air Natl Guard	Greely	970-378-5000	80631	6	60,807			17		17.0				
NMCRRC Denver	Navy Reserve	Lakewood		80042	4	127,460			15	15	24.1	1,339	0	0	1,339
OTHER SITE(S)¹ : 18					98	1,572,804	7	106,468	2,221	1,040	63.2	867	9	0	876
Colorado Total:					3,852	34,981,035	49	542,723	482,305	478,069	10,156.7	30,234	6,455	1,760	38,449

Connecticut

Stratford Army Engine Plant	Army Active	Stratford	203-377-8781	06497	42	1,616,856			124	124	350.6	0	1	50	51
AASF	Army Guard	Windsor Locks	860-292-2526		16	185,120			32	32	59.5	8	0	1	9
Berry-Rosenblatt AFRC	Army Reserve	West Hartford	860-231-2019	06110	2	108,163			12	12	22.1	901	13	0	914
BG John W Middleton USARC	Army Reserve	East Windsor	860-627-2410	06088	5	66,120			16	15	19.2	203	7	1	211

¹ US Locations that do not meet criteria of at least ten (10) Acres AND at least \$10M PRV. US Territories and Non-US Locations that do not meet criteria of at least ten (10) Acres OR at least \$10M PRV.

DEPARTMENT OF DEFENSE
Base Structure Report - As Of 30 Sept 04

SITE	COMPONENT	NAME NEAREST CITY	PHONE	ZIP CODE	BLDGS OWNED	BLDGS OWNED SQFT	BLDGS LEASED	BLDGS LEASED SQFT	TOTAL ACRES	ACRES OWNED	PRV (\$M)	MIL	CIV	OTHER	TOTAL
Bradley IAP (ANG)	Air Natl Guard	Windsor Locks	860-292-2526	06026	32	315,956			148	4	93.0	1,002	0	0	1,002
NAVSUBASE New London	Navy Active	Groton	860-694-4636		1,501	6,707,909			1,222	1,213	1,459.2	4,683	1,022	0	5,705
NWIRP Bloomfield	Navy Active	Bloomfield		06002	6	141,299			85	85	53.0				
OTHER SITE(S) ¹ : 14					60	295,835	2	15,065	160	121	67.6	2,076	37	0	2,113
Connecticut Total:					1,664	9,437,258	2	15,065	1,798	1,606	2,124.1	8,873	1,080	52	10,005
Delaware															
NG New Castle TS Rifle Range	Army Guard	New Castle	302-326-7414		29	155,434			227	227	23.1	78	72	9	159
Dover AFB	AF Active	Dover	302-677-3000	19902	559	4,747,909			3,824	3,218	1,344.6	5,016	694	0	5,710
Dover Family Hsg Annex	AF Active	Lebanon			150	364,932			77	76	44.9				
New Castle County Airport	Air Natl Guard	Newport	302-323-3500	19720	36	280,810			79		77.0	1,150	0	0	1,150
OTHER SITE(S) ¹ : 6					17	117,278			29	28	24.6	899	11	0	910
Delaware Total:					791	5,666,363	0	0	4,236	3,549	1,514.1	7,143	777	9	7,929
District of Columbia															
Fort Lesley J McNair	Army Active	Washington	202-685-3090	20319	59	1,084,123			107	107	240.5	913	580	191	1,684
Walter Reed AMC Main Post	Army Active	Washington	202-782-3501	20307	59	4,612,955	1	5,040	113	113	1,277.0	3,102	2,540	513	6,155
Bolling AFB	AF Active	Washington	202-767-4781	20332	458	5,099,054			607	607	824.4	1,872	748	0	2,620
NSA Wash	Navy Active	Washington			88	3,448,611			90	90	706.0	4,841	4,945	0	9,786
NSA Wash (Bellevue)	Navy Active	Washington			190	314,976			60	60	33.1	192	164	0	356
NSA Wash (Naval Observatory)	Navy Active	Washington			35	219,072			72	72	44.3	46	88	0	134
NSA Wash (Naval Research Lab)	Navy Active	Washington			89	3,065,356			133	132	818.7	4	415	0	419
NSA Wash (Nebraska Ave Complex)	Navy Active	Washington			30	579,735			38	38	150.3	76	97	0	173
NSA Wash (NS Anacostia)	Navy Active	Washington			58	1,441,672			351	351	368.5	792	110	0	902
Pentagon Reservation	WHS	Washington		22222	49	8,563,348			443	438	3,637.4	10,109	6,427	600	17,136
OTHER SITE(S) ¹ : 6					31	490,355			31	31	118.3	2,381	5,435	1	7,817
District of Columbia Total:					1,146	28,919,257	1	5,040	2,044	2,039	8,218.6	24,328	21,549	1,305	47,182
Florida															
Sp Forces Site-Key West	Army Active	Key West		33040	10	75,438			24	24	16.6				
LTC Luis E. Martinez USARC	Army Reserve	Miami	305-378-4822	33177	2	82,720			28	28	13.3	1,263	11	0	1,274
Orlando ASF 49	Army Reserve	Orlando		32827	3	28,813			34	34	14.5				
St Petersburg AFRC	Army Reserve	St Petersburg			5	236,677			58	58	36.3				
Taft USARC	Army Reserve	Olando	407-856-6139	32827	3	154,248			43	43	22.6	453	19	0	472
Arbuckle Airfield	AF Active	Avon Park		33825	40	185,916			5,147	5,145	85.0				
Avon Park AF Range	AF Active	Avon Park	DSN 968-1110	33825	5	2,915			100,929	100,929	28.5	0	31	0	31
Cape Canaveral AFS	AF Active	Port Canaveral	DSN 467-1110	32950	609	3,834,422			17,092	17,087	1,631.8	273	229	0	502
Cape San Blas Missile Tracking Annex D-3	AF Active	Port St Joe		32456	18	38,641			679	679	14.6				

¹ US Locations that do not meet criteria of at least ten (10) Acres AND at least \$10M PRV. US Territories and Non-US Locations that do not meet criteria of at least ten (10) Acres OR at least \$10M PRV.

DEPARTMENT OF DEFENSE
Base Structure Report - As Of 30 Sept 04

SITE	COMPONENT	NAME NEAREST CITY	PHONE	ZIP CODE	BLDGS OWNED	BLDGS OWNED SQFT	BLDGS LEASED	BLDGS LEASED SQFT	TOTAL ACRES	ACRES OWNED	PRV (\$M)	MIL	CIV	OTHER	TOTAL
Cudjoe Key AFS	AF Active	Perky		33042	13	23,399			70	67	16.5				
Eglin AF Auxiliary Field #3	AF Active	Crestview		32536	293	1,266,304			1,348	1,348	419.8	1,516	34	0	1,550
Eglin AF Auxiliary Field #6	AF Active	Milton		32570	57	186,787			629	629	77.9	24	92	0	116
Eglin AF Auxiliary Field #9	AF Active	Mary Esther	850-884-1110	32544	523	4,295,066	76	450,404	6,634	6,634	949.4	7,156	705	0	7,861
Eglin AFB	AF Active	Valpariso	850-882-1110	32542	1,977	10,762,106			453,594	453,460	2,387.9	7,283	3,200	1	10,484
Homestead AFB	AF Active	Homestead	305-224-7023	33040	60	930,207			655	594	315.7	20	0	0	20
Jonathan Dickinson Missile Tracking Anx	AF Active	Hobe Sound			9	26,355			12		26.4				
Lynn Haven Defense Fuel Support Point	AF Active	Lynn Haven		32444	9	12,679			203	203	22.8				
MacDill AFB	AF Active	Tampa	813-828-1110	33621	539	4,815,468			5,767	5,630	1,224.6	5,516	1,163	51	6,730
Malabar Transmitter Annex	AF Active	Malabar		32950	9	33,643			640	640	17.9				
Patrick AFB	AF Active	Cocoa Beach	407-494-1110	32925	536	4,069,637			2,341	2,108	1,044.8	2,656	1,158	10	3,824
Tyndall AFB	AF Active	Springfield	850-283-1113	32403	1,007	5,097,645			28,824	28,767	1,204.6	4,228	641	0	4,869
Camp Blanding Military Reservation (ANG)	Air Natl Guard	Starke	904-533-3100	32091	19	112,085			218		15.9	236	0	0	236
Jacksonville IAP ANG	Air Natl Guard	Callahan	904-741-7100	32218	35	321,937			332		84.8	1,116	0	0	1,116
Homestead ARS	AF Reserve	Homestead	305-224-7000	33039	123	980,596			2,311	1,943	453.6	1,295	236	0	1,531
MCLB Albany (Blount Island Jax FL)	USMC Active	Jacksonville					15	610,260	553	137	85.6	0	58	0	58
NAF Key West	Navy Active	Key West	305-293-4408	33040	674	3,825,942	6	46,334	6,449	6,189	1,233.5	845	296	0	1,141
NAS Jacksonville	Navy Active	Jacksonville	904-542-4011	32212	646	8,782,360			3,895	3,857	2,133.0	11,747	6,196	1	17,944
NAS Jacksonville (OLF Whitehouse)	Navy Active	Cecil Field			8	5,210			2,565	1,907	31.1				
NAS Jacksonville (Yellow Water Housing)	Navy Active	Cecil Field			44	318,637			254	254	30.0				
NAS Pensacola	Navy Active	Pensacola	850-452-0111	32508	684	9,181,204	300	400,500	5,920	5,742	2,120.3	6,072	2,585	0	8,657
NAS Pensacola (Corry Station)	Navy Active	Pensacola			227	2,183,379			674	673	417.9	86	1	0	87
NAS Pensacola (OLF Bronson)	Navy Active	Pensacola			20	17,658			1,098	962	88.2				
NAS Pensacola (Saufly Fields)	Navy Active	Pensacola			79	715,408	1	3,800	895	878	271.6				
NAS Whiting Field Milton	Navy Active	Milton	850-623-7011	32570	435	2,026,902			7,676	7,117	813.6	622	163	0	785
NS Mayport	Navy Active	Mayport	904-270-5011	32228	620	3,783,556	17	210,416	3,248	3,015	925.2	11,655	316	0	11,971
NS Mayport (FISC)	Navy Active	Jacksonville			23	41,262			181	150	90.0				
NS Mayport (Ribault Bay Village)	Navy Active	Atlantic Beach			91	695,240			158	158	56.4				
NSA Orlando	Navy Active	Orlando		32826	3	302,156	5	190,907	50	41	71.9	228	1,029	0	1,257
NSA Panama City	Navy Active	Panama City	850-234-4011	32407	239	1,453,171	11	60,588	1,115	650	276.2	373	1,367	0	1,740
NAS Cecil Field CSO	Caretaker	Cecil Field		32215	177	1,333,521			8,261	8,261	648.5				
NTC Orlando CSO	Caretaker	Orlando			337	5,691,910			1,843	1,837	1,277.3				
NMCRRC Miami	Navy Reserve	Miami		33015	2	62,752			20	17	10.2	798	0	0	798
OTHER SITE(S) ¹: 89					179	1,034,063	121	1,060,869	22,241	12,725	439.9	8,848	577	48	9,473
Florida Total:					10,392	79,028,035	552	3,034,078	694,708	680,619	21,146.5	74,309	20,107	111	94,527

Georgia

Army Recr Area Lake Allatoona	Army Active	Marietta		30121	29	36,399			85	85	10.1				
Dahlonega	Army Active	Dahlonega	706-864-3327	30533	49	135,022			289	289	28.1	276	5	8	289

¹ US Locations that do not meet criteria of at least ten (10) Acres AND at least \$10M PRV. US Territories and Non-US Locations that do not meet criteria of at least ten (10) Acres OR at least \$10M PRV.

DEPARTMENT OF DEFENSE
Base Structure Report - As Of 30 Sept 04

SITE	COMPONENT	NAME NEAREST CITY	PHONE	ZIP CODE	BLDGS OWNED	BLDGS OWNED SQFT	BLDGS LEASED	BLDGS LEASED SQFT	TOTAL ACRES	ACRES OWNED	PRV (\$M)	MIL	CIV	OTHER	TOTAL
Fort Benning	Army Active	Columbus	706-545-2011	31905	2,909	19,827,643			171,873	171,867	3,814.3	27,627	2,611	2,362	32,600
Fort Gillem	Army Active	Forest Park	404-469-5000	30297	136	5,438,453			1,531	1,474	797.1	1,947	524	1,733	4,204
Fort Gordon	Army Active	Augusta	706-791-0110	30905	1,115	9,136,007			55,597	55,596	2,053.4	13,195	1,840	1,921	16,956
Fort Gordon Recreation Area	Army Active	Augusta		30905	55	54,400			909	909	15.9				
Fort McPherson	Army Active	Atlanta	404-464-3113	30330	216	2,193,306			487	487	403.3	2,197	1,996	1,060	5,253
Fort Stewart	Army Active	Hinesville	912-767-1411	31314	1,294	7,568,751	7	8,739	279,271	279,270	2,377.3	16,723	1,652	942	19,317
Hunter Army Airfield	Army Active	Savannah	912-352-6521	31409	315	3,006,169			5,653	5,372	948.1	3,980	280	211	4,471
VTS Catoosa	Army Guard	Tunnel Hill	706-935-4897		36	77,326			1,627	1,627	21.8	0	0	10	10
Decatur USARC	Army Reserve	Decatur	404-286-3240	30032	1	85,680			11		13.6	1,144	19	0	1,163
Air Force Plant No 6	AF Active	Marietta	770-494-3922	30060	94	6,464,943			755	755	1,246.9				
Moody AFB	AF Active	Valdosta	229-257-3395	31699	330	2,474,230			5,497	5,095	707.7	3,694	367	0	4,061
Robins AFB	AF Active	Warner Robins	478-926-1110	31098	1,033	16,322,830			8,435	8,282	3,312.8	7,776	11,130	0	18,906
Glynco ANG5	Air Natl Guard	Brunswick	912-265-2070	31525	5	68,540			14		11.5				
Hunter ANG5 No 2	Air Natl Guard	Savannah		31409	12	50,661	2	13,406	18		10.2	255	2	0	257
Savannah/Hilton Head IAP	Air Natl Guard	Savannah	912-966-8210	31408	101	659,261			239		159.4	1,017	0	0	1,017
Dobbins ARB	AF Reserve	Marietta	770-919-5000	30069	88	990,634			1,913	1,666	356.9	2,660	309	0	2,969
MCLB Albany	USMC Active	Albany	229-639-5000	31704	586	6,844,575			3,749	3,746	926.9	642	3,634	0	4,276
NASA Athens	Navy Active	Athens		30606	64	466,933			58	58	68.4	116	69	0	185
SUBASE Kings Bay	Navy Active	Kings Bay	912-673-2001	31547	508	6,100,457			16,616	12,957	2,093.0	4,300	1,641	0	5,941
NAS Atlanta	Navy Reserve	Marietta	770-919-6392	30060	119	792,658			181	179	181.8	2,974	150	0	3,124
OTHER SITE(S) ¹: 38					186	636,666	14	134,580	12,368	12,071	137.5	3,486	78	0	3,564
Georgia Total:					9,281	89,431,544	23	156,725	567,177	561,786	19,696.0	94,009	26,307	8,247	128,563
Guam															
Guam US Army Reserve Center	Army Active	Agana		96550	6	59,936			20	20	24.5	369	7	0	376
Fort Juan Muna	Army Guard	Tamuning			37	80,503			15	15	25.6	273	0	0	273
Guarng Barrigada Complex	Army Guard	Barrigada			3	89,095			51	51	31.1	648	0	0	648
Andersen Administration Annex	AF Active	Agana			131	800,199			2,024	1,969	225.0				
Andersen AFB	AF Active	Agana	671-366-1110	96543	1,267	4,799,103	6	279,039	11,096	11,093	3,354.0	2,301	432	0	2,733
Andersen AFS	AF Active	Agana		96543	6	16,773			32	24	15.8				
Andersen Communications Annex No 2	AF Active	Agana							432	432	7.9				
Andersen Family Hsg Annex No 4	AF Active	Agana			12	19,703			408	408	16.7				
Andersen Water Supply Annex	AF Active	Agana			2	384			55	8	11.5				
Northwest Guam AFB	AF Active	Agana			10	58,899			4,378	4,378	509.8				
NAVMARIANASSUPPACT Guam	Navy Active	Agana		96540	1,076	5,448,320			15,029	14,805	3,533.1	2,410	423	0	2,833
NAVMARIANASSUPPACT Guam (Andersen AFB)	Navy Active	Andersen AFB		96543	8	83,043	1	168			81.6	50	0	0	50
NAVMARIANASSUPPACT Guam (Apra Heights)	Navy Active	Apra			196	607,811			3		158.4	13	0	0	13
NAVMARIANASSUPPACT Guam (Barrigada)	Navy Active	Barrigada			23	192,431			1,093	1,081	156.6				

¹ US Locations that do not meet criteria of at least ten (10) Acres AND at least \$10M PRV. US Territories and Non-US Locations that do not meet criteria of at least ten (10) Acres OR at least \$10M PRV.

DEPARTMENT OF DEFENSE
Base Structure Report - As Of 30 Sept 04

SITE	COMPONENT	NAME NEAREST CITY	PHONE	ZIP CODE	BLDGS OWNED	BLDGS OWNED SQFT	BLDGS LEASED	BLDGS LEASED SQFT	TOTAL ACRES	ACRES OWNED	PRV (\$M)	MIL	CIV	OTHER	TOTAL
NAVMARIANASSUPPACT Guam (Finegayan)	Navy Active	Finegayan			519	2,128,089			2,979	2,959	710.5	40	73	0	113
NAVMARIANASSUPPACT Guam (Harmon)	Navy Active	Dededo			1	220			12	8	0.1				
NAVMARIANASSUPPACT Guam (Marbo)	Navy Active	Mangilao							45	0	1.1				
NAVMARIANASSUPPACT Guam (Naval Magazine)	Navy Active	Santa Rita			209	663,460					757.2				
NAVMARIANASSUPPACT Guam (Naval Magazine)	Navy Active	Santa Rita							31	17		2	0	0	2
NAVMARIANASSUPPACT Guam (Nimitz Hill)	Navy Active	Nimitz Hill			80	247,678			78	50	94.0				
NAVMARIANASSUPPACT Guam (Sasa Valley)	Navy Active	Piti			10	12,587			424	412	157.8				
NAVMARIANASSUPPACT Guam (Talofofo)	Navy Active	Talofofo							13	13	0.0				
NAVMARIANASSUPPACT Guam (Tanguisson Point)	Navy Active	Dededo			1	29,205			27	27	95.1				
NAVMARIANASSUPPACT Guam (Tenjo Vista)	Navy Active	Piti									57.1				
NH Guam	Navy Active	Naval Supply Depot		96538	24	427,652			88	88	234.4	524	94	0	618
NAS Agana CSO	Caretaker	Agana		96540	439	1,397,877	1	40,200			813.2	6	0	0	6
OTHER SITE(S) ¹: 2											0.2				
Guam Total:					4,060	17,162,968	9	319,564	38,332	37,858	11,072.3	6,636	1,029	0	7,665

Hawaii

Aliamanu Military Reservation	Army Active	Honolulu		96857	1,295	4,981,267			603	597	840.1	7	37	95	139
Dillingham Mil Res	Army Active	Waialua		96857	19	11,079			664	628	38.4				
Fort De Russey	Army Active	Honolulu		96857	8	782,755			73	71	169.2	0	12	877	889
Fort Shafter	Army Active	Honolulu	808-438-9375	96857	354	2,490,691			589	588	731.3	2,912	1,275	547	4,734
Helemano Military Reservation	Army Active	Wahiawa		96857	237	1,784,363			290	282	379.8	519	19	57	595
Kahuku Tng Area	Army Active	Kahuku		96857	15	22,421			9,480	8,313	25.0				
Kilauea Mil Reserve	Army Active	Hilo		96857	89	152,237			72	55	59.1	0	13	105	118
Kipapa Ammo Storage Site	Army Active	Waipahu		96857	80	209,297			401	370	78.3				
Makua Mil Reserve	Army Active	Waianae		96857	4	4,751			4,195	3,413	16.9				
Pohakuloa Training Area	Army Active	Hilo	808-438-3501	96857	167	271,125			107,872	84,816	215.9	12	127	23	162
Schofield Bks Mil Reserve	Army Active	Wahiawa	808-449-1110	96857	1,955	12,240,635			16,674	13,607	3,430.7	10,727	1,044	1,457	13,228
Signal Cable Trunking System	Army Active	Wahiawa		96857	44	9,171			201	62	76.7				
Tripler AMC	Army Active	Honolulu	808-433-2778	96857	129	2,212,789			367	358	685.9	1,518	1,167	892	3,577
USA Field Station Kunia	Army Active	Kunia		96857	9	272,040			95	34	122.7	13	0	141	154
Waianae	Army Active	Waianae		96857	46	46,486	1	637	14	13	16.4	0	0	30	30
Waikakalaua Ammo Stor Tunnels	Army Active	Milliani		96857	49	104,236			314	313	41.3				
Wheeler Army Airfield	Army Active	Wahiawa		96857	493	2,184,318			1,370	1,369	801.2	2,133	281	257	2,671
Kalaeloa	Army Guard	Kapolei			15	283,451			147	147	146.2	982	10	182	1,174

¹ US Locations that do not meet criteria of at least ten (10) Acres AND at least \$10M PRV. US Territories and Non-US Locations that do not meet criteria of at least ten (10) Acres OR at least \$10M PRV.

DEPARTMENT OF DEFENSE
Base Structure Report - As Of 30 Sept 04

SITE	COMPONENT	NAME NEAREST CITY	PHONE	ZIP CODE	BLDGS OWNED	BLDGS OWNED SQFT	BLDGS LEASED	BLDGS LEASED SQFT	TOTAL ACRES	ACRES OWNED	PRV (\$M)	MIL	CIV	OTHER	TOTAL
TS Waiawa Gulch	Army Guard	Pearl City	808-456-3209		10	145,206			19	19	24.7	319	19	3	341
Bellows AFS	AF Active	Waimanalo	808-259-4220	96795	97	139,885			487	410	112.5	26	4	0	30
Hickam AFB	AF Active	Honolulu	808-449-7110	96853	1,579	8,752,274			2,523	2,515	3,008.5	5,911	1,308	17	7,236
Hickam Petroleum Products Storage Annex	AF Active	Wahiawa		96786	18	10,468			151	98	122.3				
Kaena Point Sattelite Tracking Station	AF Active	Waialua			25	69,531			153	2	70.8	2	18	0	20
Kokee AFS	AF Active	Kekaha		96796	12	23,239			11		11.7	47	1	0	48
Barking Sands Communication Station	Air Natl Guard	Kekaha		96752			4	31,016	14	14	14.1	132	1	0	133
MCB Hawaii Kaneohe	USMC Active	Kaneohe	808-257-7772	96863	1,776	8,439,329	54	417,060	4,218	4,214	2,868.2	10,545	1,118	0	11,663
MCB Hawaii Kaneohe (Manana Capehart)	USMC Active	Pearl City			108	270,609			62	62	45.9				
MCB Hawaii Kaneohe (Oahu)	USMC Active	Camp Hm Smith M Corp			71	972,051			221	219	297.9	564	53	0	617
MCB Hawaii Kaneohe (Pearl City Annex)	USMC Active	Pearl City			6	254,960			27	27	39.6				
MCB Hawaii Kaneohe (Puuloa- Oahu)	USMC Active	Ewa Beach			22	59,382			140	140	25.7				
NS Pearl Harbor	Navy Active	Pearl Harbor	808-473-3646	96860	1,702	14,877,167			8,069	8,047	6,874.1	11,366	7,606	2	18,974
NS Pearl Harbor (Aiea)	Navy Active	Aiea			91	185,389			60	60	121.7	262	178	0	440
NS Pearl Harbor (Ewa)	Navy Active	Ewa Beach			1,922	3,578,206			3,144	3,130	863.6	108	12	0	120
NS Pearl Harbor (Kalaeloa)	Navy Active	Barbers Point			450	2,079,518			1,067	1,056	588.5	49	85	0	134
NS Pearl Harbor (Kunia)	Navy Active	Kunia					10	275,180	96	96	106.8	1,147	66	0	1,213
NS Pearl Harbor (Pearl City)	Navy Active	Pearl City			343	1,398,443			286	278	375.3	2	7	0	9
NS Pearl Harbor (Red Hill)	Navy Active	Honolulu			20	27,777			243	243	654.4				
NS Pearl Harbor (Wahiawa)	Navy Active	Wahiawa			307	1,088,882	2	11,326	743	722	355.6	290	87	0	377
NS Pearl Harbor (Waiana'e)	Navy Active	Lualualei			445	1,147,788			9,229	9,228	553.0				
NS Pearl Harbor (Waikale)	Navy Active	Waipahu			144	461,059			479	478	218.6				
NS Pearl Harbor (Waipahu)	Navy Active	Waipahu			24	44,210			1,456	1,456	54.0	0	7	0	7
PACMISRANFAC Hawaiian Area	Navy Active	Kekaha		96752	272	623,702			2,326	2,104	382.2	107	71	0	178
PACMISRANFAC Hawaiian Area (Makaha Ridge)	Navy Active	Kokee			13	22,374			245		41.1				
Barbers Point CSO	Caretaker	Barbers Point		96707					1,246	1,121	74.8				
OTHER SITE(S) ¹ : 32					63	309,989	24	120,441	31,820	1,425	214.3	949	27	3	979
Hawaii Total:					14,528	73,044,549	95	855,660	211,954	152,199	25,995.0	50,649	14,653	4,688	69,990

Idaho

Edgemeade TS Mtn Home	Army Guard	Mountain Home			11	60,986			151	151	11.8	45	0	0	45
Mountain Home AFB	AF Active	Mountain Home	208-828-2111	83648	1,338	5,318,464			6,844	6,442	2,339.9	4,516	423	0	4,939
Saylor Creek AF Range	AF Active	Bruneau		83604	3	4,508			109,466	103,386	12.0				
Boise Air Terminal (ANG)	Air Natl Guard	Boise	208-422-5322	83705	182	1,579,603			576		328.1	1,410	0	0	1,410
NAVBASE Kitsap (Bayview Idaho)	Navy Active	Bayview			13	80,368			22	22	25.6	1	45	0	46

¹ US Locations that do not meet criteria of at least ten (10) Acres AND at least \$10M PRV. US Territories and Non-US Locations that do not meet criteria of at least ten (10) Acres OR at least \$10M PRV.

DEPARTMENT OF DEFENSE
Base Structure Report - As Of 30 Sept 04

SITE	COMPONENT	NAME NEAREST CITY	PHONE	ZIP CODE	BLDGS OWNED	BLDGS OWNED SQFT	BLDGS LEASED	BLDGS LEASED SQFT	TOTAL ACRES	ACRES OWNED	PRV (\$M)	MIL	CIV	OTHER	TOTAL
OTHER SITE(S) ¹ : 54					52	154,999	8	118,957	20,345	16,326	85.1	1,123	21	0	1,144
Idaho Total:					1,599	7,198,928	8	118,957	137,404	126,327	2,802.4	7,095	489	0	7,584
Illinois															
Charles Melvin Price Spt Ctr	Army Active	Granite City	618-452-4260	62040	9	349,219			136	136	47.4	0	1	0	1
Joliet AAP Elwood	Army Active	Joliet		60481	403	1,521,631			3,186	3,186	457.0				
Joliet AAP Kankakee	Army Active	Joliet		60481	28	124,394			1,597	1,597	31.2				
Rock Island Arsenal	Army Active	Rock Island	309-782-6001	61299	179	6,538,579	1	48,068	868	867	1,256.4	137	4,550	741	5,428
Savanna Depot Act	Army Active	Clinton	815-273-8000	61074	816	3,420,123			9,339	9,339	1,079.2	0	0	2	2
N Riverside (NG Maint Center)	Army Guard	North Riverside	847-824-6007		18	184,734			21	21	38.3	847	58	7	912
Col P. Schulstad USARC	Army Reserve	Arlington Hghts		60005	7	137,959			48	48	40.1	1,069	30	144	1,243
Granite City OMS/Storage	Army Reserve	Granite City		62040	21	155,760			42	42	35.8	408	5	0	413
North Shore Memorial USARC	Army Reserve	Lakeforest		60037	4	47,096			14	14	12.3	267	8	0	275
Parkhurst USARC/OMS/DS	Army Reserve	Darien	630-910-3213	60561	2	87,595			13	13	21.1	503	13	0	516
Sheridan Reserve Complex	Army Reserve	Highland Park	847-266-2450	60037	37	462,145			90	90	98.0	1,337	44	54	1,435
USAR Joliet Outdr Tng (Elwood)	Army Reserve	Joliet		60421	23	40,853			3,585	3,585	16.8				
Vietnam Vet Memorial USARC	Army Reserve	Homewood	708-957-2036	60430	5	37,220			46	44	13.8	356	8	0	364
Scott AFB	AF Active	Shiloh	618-256-1110	62225	603	6,091,538	327	1,208,691	3,545	2,522	2,014.6	7,678	2,588	16	10,282
Scott Radio Relay Annex	AF Active	Rentchler		62221	2	3,405			29	29	10.1				
Capital Municipal Airport ANG	Air Natl Guard	Springfield	217-757-1219	63707	30	297,524			91		92.2	1,216	0	0	1,216
Greater Peoria Regional Airport ANG	Air Natl Guard	Bartonville	309-633-5210	61607	32	412,245			719		143.4	1,337	0	0	1,337
NS Great Lakes	Navy Active	Great Lakes		60088	1,149	14,158,362	1	398	1,903	1,884	3,495.7	5,317	1,644	0	6,961
NS Great Lakes (Glenview)	Navy Active	Glenview			127	738,868			93	93	88.3	3	0	0	3
OTHER SITE(S) ¹ : 39					462	5,574,972	21	244,315	1,536	1,505	408.7	5,124	96	0	5,220
Illinois Total:					3,957	40,384,222	350	1,501,472	26,901	25,016	9,400.4	25,599	9,045	964	35,608
Indiana															
Fort Benjamin Harrison	Army Active	Indianapolis	317-532-4100	46226	181	1,499,586			1,732	1,732	353.2	1	0	0	1
Indiana AAP	Army Active	Charlestown	812-284-7707	47111	1,273	4,693,329			11,347	9,790	1,286.2				
Jefferson Proving Ground	Army Active	Madison	812-273-2551	47250	210	360,050			53,235	53,235	145.0	20	1	0	21
Newport Chem Depot	Army Active	Terre Haute	765-245-4502	47966	239	1,005,862	1	3,000	8,498	7,098	424.9	1	35	109	145
Camp Atterbury	Army Guard	Edinburgh	812-526-1169		387	1,183,505			33,139	33,139	450.5	1,055	70	542	1,667
Evansville AFRC	Army Reserve	Evansville	812-476-1357	47711	2	49,521			10	5	10.1	192	14	0	206
Fort Ben Harrison USARC	Army Reserve	Lawrence		46216	23	278,695			138	138	53.7	753	35	1	789
Lyle J. Thompson USARC	Army Reserve	South Bend	219-232-8818	46628	3	57,885			12		11.5	169	24	0	193
Grissom AFB	AF Active	Bunker Hill	765-688-5211	46971	41	610,433			2,880	2,423	197.5	1	6	0	7
Fort Wayne IAP	Air Natl Guard	Fort Wayne	219-478-3210	46809	30	344,842			166		112.1	1,033	0	0	1,033
Hulman Regional Airport	Air Natl Guard	Terre Haute	812-877-5210	47803	47	341,862			279	37	101.9	1,058	0	0	1,058
Jefferson Proving Ground	Air Natl Guard	Madison		47250			5	15,470	1,033	1,033	11.3				
NSA Crane	Navy Active	Crane		47522	2,482	10,993,481			62,469	62,467	3,322.7	54	3,073	0	3,127
OTHER SITE(S) ¹ : 26					166	2,515,959	1,932	7,308,644	2,258	2,236	2,908.0	5,540	911	38	6,489

¹ US Locations that do not meet criteria of at least ten (10) Acres AND at least \$10M PRV. US Territories and Non-US Locations that do not meet criteria of at least ten (10) Acres OR at least \$10M PRV.

DEPARTMENT OF DEFENSE
Base Structure Report - As Of 30 Sept 04

SITE	COMPONENT	NAME NEAREST CITY	PHONE	ZIP CODE	BLDGS OWNED	BLDGS OWNED SQFT	BLDGS LEASED	BLDGS LEASED SQFT	TOTAL ACRES	ACRES OWNED	PRV (\$M)	MIL	CIV	OTHER	TOTAL
Indiana Total:					5,084	23,935,010	1,938	7,327,114	177,196	173,333	9,388.7	9,877	4,169	690	14,736
Iowa															
Iowa.AAP	Army Active	Burlington	319-754-8605	52638	1,008	4,267,739			19,011	19,011	1,333.1	2	31	12	45
Camp Dodge Johnston TS	Army Guard	Johnston			33	664,908			28,847	2,083	150.0	2,100	338	837	3,275
Des Moines Reserve Complex	Army Reserve	Des Moines	515-285-4113	50315	8	162,152			40	40	28.9	960	22	48	1,030
Des Moines IAP ANG	Air Natl Guard	Des Moines	515-256-8210	50321	32	215,307	4	168,183	172		101.2	1,029	0	0	1,029
Sioux Gateway Airport/Col Bud Day Field (ANG)	Air Natl Guard	Sergeant Bluff	712-233-02/0	51111	45	434,242			305	16	124.9	919	0	0	919
OTHER SITE(S) ¹ : 28					54	494,743	9	71,640	225	161	112.8	2,770	76	0	2,846
Iowa Total:					1,180	6,239,091	13	239,823	48,600	21,311	1,851.0	7,780	467	897	9,144
Johnston Atoll															
Johnston Atoll Airfield	AF Active	Honolulu			72	288,299			684	684	390.1				
Johnston Atoll Total:					72	288,299	0	0	684	684	390.1	0	0	0	0
Kansas															
Def Ind Plt Eqp Fac	Army Active	Atchison		66002	5	2,581,915			125	125	228.7				
Fort Leavenworth	Army Active	Leavenworth	913-684-4021	66027	908	8,536,153			5,637	5,637	1,714.0	3,956	1,409	1,454	6,819
Fort Riley	Army Active	Junction City	785-239-3911	66442	1,797	13,572,915	1	3,706	100,656	100,652	3,254.5	9,979	1,773	1,658	13,410
Kansas AAP	Army Active	Parsons	620-421-7400	67357	509	2,205,463			13,835	13,727	648.4	0	8	3	11
Sunflower AAP	Army Active	Desoto	913-791-6786	66018	538	1,696,730			9,542	9,063	758.4	0	0	6	6
New Century USARC/ASF # 37	Army Reserve	Olathe	913-782-1077	66031	3	84,786			18	16	18.1	466	47	0	513
Topeka Future	Army Reserve	Topeka	785-267-6243	66609	2	47,527			12	12	66.9	405	9	0	414
Wichita USARC	Army Reserve	Wichita	316-681-1759	67210	3	155,043			18	18	25.9	946	129	0	1,075
McConnell AFB	AF Active	Wichita	316-759-6100	67221	892	5,015,043			3,545	2,692	1,353.9	4,261	326	0	4,587
Forbes Field ANG	Air Natl Guard	Pauline	785-861-4210	66619	27	533,578			217	193	165.3	959	28	0	987
Smoky Hill ANG Range	Air Natl Guard	Brookville		67425	32	44,682			33,873	33,873	47.5	46	0	0	46
OTHER SITE(S) ¹ : 22					43	357,708	9	67,266	176	136	76.7	1,843	33	0	1,876
Kansas Total:					4,759	34,831,543	10	70,972	167,654	166,144	8,358.3	22,861	3,762	3,121	29,744
Kentucky															
Blue Grass Army Depot	Army Active	Richmond	859-625-6380	40475	1,095	3,822,652			14,596	14,596	1,006.6	103	611	96	810
Fort Campbell	Army Active	Clarksville	270-798-2151	42223	497	7,011,538			36,596	35,985	2,661.2	28,753	2,031	2,611	33,395
Fort Knox	Army Active	Radcliff	502-624-1181	40121	2,207	15,760,249			109,210	109,054	3,652.1	15,359	2,560	2,219	20,138
Lexington Facility	Army Active	Lexington	859-252-7550	40475	9	166,352			780	780	75.4	2	2	0	4
Brooks-Lawler USARC/AMSA #71	Army Reserve	Newport	606-441-3025	41075	7	64,755			15	15	11.9	345	21	0	366
Lexington AFRC	Army Reserve	Lexington	606-255-8470	40511	5	58,878			10	10	10.3	387	3	0	390
Louisville Kentucky	Army Reserve	Louisville	502-454-2908	40205	7	129,784	2	26,561	23	23	28.0	733	9	0	742
Standiford Field ANG	Air Natl Guard	Louisville	502-364-9400	40213	13	354,687			81		82.7	1,279	0	0	1,279
NSWC Louisville CSO	Caretaker	Louisville		40214	77	1,712,670			151	151	322.1	9	0	0	9

¹ US Locations that do not meet criteria of at least ten (10) Acres AND at least \$10M PRV. US Territories and Non-US Locations that do not meet criteria of at least ten (10) Acres OR at least \$10M PRV.

DEPARTMENT OF DEFENSE
Base Structure Report - As Of 30 Sept 04

SITE	COMPONENT	NAME NEAREST CITY	PHONE	ZIP CODE	BLDGS OWNED	BLDGS OWNED SQFT	BLDGS LEASED	BLDGS LEASED SQFT	TOTAL ACRES	ACRES OWNED	PRV (\$M)	MIL	CIV	OTHER	TOTAL
OTHER SITE(S) ¹ : 20					30	184,668	12	87,610	627	613	53.6	1,517	29	0	1,546
Kentucky Total:					3,947	29,266,233	14	114,171	162,090	161,229	7,903.7	48,487	5,266	4,926	58,679
Louisiana															
England Authority	Army Active	Alexandria		71303			21	110,460	247		20.7				
Fort Polk	Army Active	Leesville	337-531-2911	71459	1,269	8,110,764	6	755,365	198,721	197,930	2,899.3	8,336	1,539	1,355	11,230
Louisiana AAP	Army Active	Shreveport		71023	576	2,612,485			1,283	1,283	738.6	0	3	235	238
Camp Minden	Army Guard	Minden	318-459 5652		67	276,709			13,665	13,665	49.0	311	0	243	554
Barksdale AFB	AF Active	Bossier City	318-456-1110	71110	968	5,977,169			22,361	21,802	1,596.9	7,441	506	0	7,947
New Orleans NAS ANG	Air Natl Guard	Belle Chase	504-391-7046	70143	33	277,969	3	39,597	67		76.9	1,078	10	0	1,088
NAS JRB New Orleans	Navy Reserve	Belle Chasse	504-678-3253	70143	163	1,608,590			4,901	3,252	517.9	1,434	296	0	1,730
NRC New Orleans	Navy Reserve	New Orleans		70142	5	69,597			13	13	12.6	809	3	0	812
NSA New Orleans	Navy Reserve	New Orleans	504-678-5011	70142	83	1,956,455			224	213	386.4	1,966	768	0	2,734
OTHER SITE(S) ¹ : 30					525	2,799,244	36	399,305	9,127	8,999	213.9	6,477	190	0	6,667
Louisiana Total:					3,689	23,688,982	66	1,304,727	250,609	247,158	6,512.2	27,852	3,315	1,833	33,000
Maine															
Columbia Falls Radar Site	AF Active	Columbia Falls		04623	4	20,375			1,060	1,060	35.1				
Searsport Defense Fuel Support Point	AF Active	Searsport		04974	22	15,153			1,266	20	320.2	0	4	0	4
Bangor IAP (ANG)	Air Natl Guard	Bangor	207-990-7700	04401	53	697,997			498	304	225.4	1,019	0	0	1,019
South Portland ANG	Air Natl Guard	South Portland		04106	9	56,313			12		11.2	277	0	0	277
NAS Brunswick	Navy Active	Brunswick	207-921-1110	04011	423	2,334,503			3,363	3,307	710.4	3,349	398	0	3,747
NAS Brunswick (Corea Maine)	Navy Active	Corea			13	82,401			461	461	71.5				
NAS Brunswick (NCTS Cutler VLF Area)	Navy Active	Cutler			35	132,557			2,805	2,805	79.1				
NAS Brunswick (Topsham)	Navy Active	Topsham			62	296,595			91	91	45.7	148	0	0	148
NAVSPTACT Portsmouth Shipyard	Navy Active	Kittery		06349	296	4,272,140			302	302	1,086.9	624	4,794	0	5,418
OTHER SITE(S) ¹ : 17					156	2,073,084			16,371	16,323	56.1	414	20	4	438
Maine Total:					1,073	9,981,118	0	0	26,228	24,673	2,641.5	5,831	5,216	4	11,051
Maryland															
Aberdeen Proving Ground	Army Active	Aberdeen	410-278-5201	21005	1,970	14,429,407			72,406	72,229	3,062.6	5,723	5,590	1,589	12,902
Blossom Pt Research Facility	Army Active	Washington D C			43	69,734			1,600	1,600	37.9	0	8	0	8
Fort Detrick	Army Active	Frederick	301-619-8000	21702	189	1,929,539			1,153	1,143	994.2	1,447	1,498	1,288	4,233
Fort George G Meade	Army Active	Baltimore	301-677-6261	20755	317	4,660,240	12	64,225	5,067	5,067	1,938.6	9,383	2,201	17,018	28,602
Fort Ritchie	Army Active	Waynesboro			237	1,292,779	1	18,671	638	637	230.8	10	0	0	10
National Imagery & Mapping Agency	Army Active	Bethesda	301-227-7300	20816	9	836,120			40	39	138.5				
U.S.A. Adelphi Laboratory Ctr	Army Active	Adelphi	301-394-3137		30	1,131,049			207	207	275.2	89	799	100	988
Walter Reed AMC Forest Glen	Army Active	Silver Spring	202-782-3501	20910	65	1,745,334			164	164	472.7	320	262	189	771
Walter Reed AMC Glen Haven	Army Active	Silver Spring		20902	46	389,293			21	20	36.0	0	0	5	5
Pvt Henry Costin	Army Guard	Laurel			3	55,747			23	23	10.3	282	4	0	286

¹ US Locations that do not meet criteria of at least ten (10) Acres AND at least \$10M PRV. US Territories and Non-US Locations that do not meet criteria of at least ten (10) Acres OR at least \$10M PRV.

DEPARTMENT OF DEFENSE
Base Structure Report - As Of 30 Sept 04

SITE	COMPONENT	NAME NEAREST CITY	PHONE	ZIP CODE	BLDGS OWNED	BLDGS OWNED SQFT	BLDGS LEASED	BLDGS LEASED SQFT	TOTAL ACRES	ACRES OWNED	PRV (\$M)	MIL	CIV	OTHER	TOTAL
1Sg Adam S Brandt USARC	Army Reserve	Baltimore	410-631-7733	21226	3	52,684			27	27	12.2	568	21	0	589
Curtis Bay - Baltimore	Army Reserve	Baltimore	410-784-7600	21226	2	27,600			18	18	55.6				
Andrews AFB	AF Active	Camp Springs	301-981-1110	20762	1,082	8,246,922			4,996	4,346	2,144.0	7,503	1,218	0	8,721
Brandywine Globecom Annex	AF Active	Brandywine		20613	9	24,036			1,640	1,635	19.3				
Governors Bridge Globecom Annex	AF Active	Davidsonville		21035	2	26,540			864	852	21.6				
Summerfield Family Hsg	AF Active	Seat Pleasant					194	1,942,174	234		180.2				
Martin State Airport ANG	Air Natl Guard	Baltimore	410-918-6210	21220	49	388,109			175		101.5	1,743	0	0	1,743
NAS Patuxent River	Navy Active	Patuxent River		20670	847	7,093,641			6,402	6,401	2,233.3	2,523	6,891	1	9,415
NAS Patuxent River (Glenn Forest)	Navy Active	Lexington Park			59	448,884			139	139	44.0				
NAS Patuxent River (NAF Washington)	Navy Active	Andrews AFB			24	604,653	5	44,175	119	119	175.3	237	36	0	273
NAS Patuxent River (Solomons Island Nrc)	Navy Active	Solomons			136	288,095			295	295	75.0				
NAS Patuxent River (Webster Field)	Navy Active	Saint Inigoes			68	534,694			968	852	206.3	2	0	0	2
NATNAVMEDCEN Bethesda	Navy Active	Bethesda	301-295-1110		64	3,297,875			239	239	781.5	2,864	3,516	0	6,380
NSA Wash (Blossom Point)	Navy Active	La Plata			20	48,279			265	265	20.4				
NSA Wash (Chesapeake Bay Detach)	Navy Active	Solomons			74	212,494			168	168	89.5				
NSA Wash (Gambrills)	Navy Active	Annapolis			64	115,996			856	856	19.9				
NSA Wash (NAVACAD North Seven)	Navy Active	Annapolis			32	214,222			527	527	62.0				
NSA Wash (Naval Station)	Navy Active	Annapolis			125	681,692			278	278	154.6				
NSA Wash (NMIC Suitland)	Navy Active	Suitland		20746	5	636,981			84	42	113.9	392	14	0	406
NSA Wash (NSWC Carderock)	Navy Active	Bethesda			73	1,844,149			186	186	376.2	3	48	0	51
NSA Wash (NSWC Indian Head)	Navy Active	Indian Head		20640	1,122	3,182,663			1,961	1,961	996.7	169	2,012	0	2,181
NSA Wash (Stump Neck Area)	Navy Active	Indian Head			86	287,462			1,087	1,087	84.8				
NSA Wash (USNA Annapolis)	Navy Active	Annapolis		21402	198	5,062,353			356	355	1,137.9	1,145	1,258	0	2,403
NSA Wash (White Plains RR)	Navy Active	Indian Head							165	165	23.7				
NSWC Carderock CSO	Caretaker	Annapolis		20817	82	599,766			90	90	153.0				
OTHER SITE(S) ¹: 49					152	906,294	7	181,421	7,175	7,108	365.9	3,721	41	0	3,762
Maryland Total:					7,287	61,365,325	219	2,250,666	110,635	109,141	16,845.2	38,124	25,417	20,190	83,731
Massachusetts															
Soldier Systems Center	Army Active	Natick	508-233-4300	01760	76	857,614			78	78	203.9	93	800	326	1,219
SSC Hudson Housing	Army Active	Hudson		01760	14	50,153			134	86	10.3				
MTA Camp Edwards	Army Guard	Bourne	508-968-5884		228	956,710			14,712	14,712	352.0	517	58	36	611
94th RRC HQ USARC	Army Reserve	Ayer		01432	1	81,206			14	14	17.1	280	61	0	341
Cpl G M Craig USARC/AMSA 163	Army Reserve	Brockton	508-586-8147	02401	2	66,423			14	14	15.2	254	21	0	275
Devens Reserve Forces Tng Area	Army Reserve	Ayer	978-796-3307	01432	126	1,531,198			5,226	5,226	372.3	702	69	0	771
South Boston Support Activity	Army Reserve	Boston		02210	2	583,529			11	11	114.7	334	24	892	1,250
Westover AFRC	Army Reserve	Chicopee	413-594-9373	01022	2	52,477			12	12	43.5	181	9	0	190
Cape Cod AFS	AF Active	Bourne	DSN 557-2277	02561	13	113,542			101	101	77.6	62	5	0	67

¹ US Locations that do not meet criteria of at least ten (10) Acres AND at least \$10M PRV. US Territories and Non-US Locations that do not meet criteria of at least ten (10) Acres OR at least \$10M PRV.

DEPARTMENT OF DEFENSE
Base Structure Report - As Of 30 Sept 04

SITE	COMPONENT	NAME NEAREST CITY	PHONE	ZIP CODE	BLDGS OWNED	BLDGS OWNED SQFT	BLDGS LEASED	BLDGS LEASED SQFT	TOTAL ACRES	ACRES OWNED	PRV (\$M)	MIL	CIV	OTHER	TOTAL
Hanscom AFB	AF Active	Bedford	781-377-4441	01731	426	4,654,725	47	250,962	846	780	1,183.4	1,668	1,404	0	3,072
Barnes Municipal Airport ANG	Air Natl Guard	Westfield	413-568-9151	01085	40	308,889			186		101.0	1,019	0	0	1,019
Otis ANGB	Air Natl Guard	Falmouth	508-968-4667	02542	92	1,158,609	5	37,844	4,069	1,313	638.7	1,246	257	0	1,503
Westover ARB	AF Reserve	Chicopee	413-557-1110	01022	111	1,465,023			2,585	2,515	691.5	2,379	291	0	2,670
MCRC Chicopee Hsng	USMC Reserve	Chicopee			153	594,798			84	84	65.1				
MCRC Westover	USMC Reserve	Chicopee		01022	1	51,247			12	12	10.4	403	0	0	403
NWIRP Bedford	Navy Active	Bedford		01730	6	275,969			79	79	107.4				
SUBASE New London CT (NAVPRO Pittsfield Ma)	Navy Active	Pittsfield			5	823,949			30	30	168.9	2	19	0	21
NAS South Weymouth CSO	Caretaker	Weymouth		02190	205	1,142,169			2,252	2,135	408.0				
OTHER SITE(S) ¹: 31					131	620,242	7	150,300	403	312	168.5	2,557	31	0	2,588
Massachusetts Total:					1,634	15,388,472	59	439,106	30,848	27,514	4,749.5	11,697	3,049	1,254	16,000
Michigan															
Detroit Arsenal	Army Active	Detroit	DSN 786- 5000	48397	35	1,573,951	3	28,755	170	170	403.4	113	3,009	187	3,309
Sebille Manor FH Michigan	Army Active	Mount Clemens		48045	240	675,013			103	103	139.3				
US Army Garrison Selfridge	Army Active	Mount Clemens	586-307-4016	48045	211	1,069,647	7	64,474	520	520	259.3	164	65	373	602
CTC Fort Custer Trng Center	Army Guard	Battle Creek	616-964-4023		127	489,923			7,570	7,570	167.1	540	13	184	737
Grayling Airfield	Army Guard	Grayling	517-348-3611		41	118,125			875	767	89.4				
Dr Mary E Walker Memorial USARC	Army Reserve	Walker		49544	3	144,080			14	14	32.5	349	6	0	355
Southfield USARC	Army Reserve	Southfield	248-356-6575	48034	10	105,378			26	25	25.4	651	9	0	660
Alpena County Regional Airport	Air Natl Guard	Alpena	989-354-6210	49707	108	453,165			674		125.4	207	0	0	207
Selfridge ANG Base	Air Natl Guard	Mount Clemens	810-307-5110	48045	156	1,817,794	1	16,502	3,076	2,562	844.3	3,755	375	0	4,130
W K Kellogg Airport	Air Natl Guard	Battle Creek	616-963-1596	49015	37	358,273			320		117.9	986	0	0	986
NMCRC FTCSTR Battle Creek	Navy Reserve	Battle Creek		49015	7	60,024			158	26	12.0	466	0	0	466
OTHER SITE(S) ¹: 31					1,174	4,931,159	10	297,273	5,667	3,713	217.0	4,142	95	7	4,244
Michigan Total:					2,149	11,796,532	21	407,004	19,173	15,469	2,433.0	11,373	3,572	751	15,696
Minnesota															
Twin Cities AAP	Army Active	New Brighton	651-633-2301	55112	111	2,844,828			832	813	662.3	1	0	0	1
Arden Hills Army Training Site	Army Guard	Arden Hills			56	135,455			1,521	1,521	34.4	0	33	0	33
Arden Hills USARC	Army Reserve	New Brighton	651-631-2845	55126	3	143,090			54	54	25.2	550	37	0	587
Fort Snelling USARC/AMSA	Army Reserve	Minneapolis	612-726-9252	55111	6	262,152			61	61	54.7	1,570	168	2	1,740
Duluth IAP (ANG)	Air Natl Guard	Duluth	218-727-6886	55811	51	440,033			574	314	127.1	1,084	28	0	1,112
Minneapolis-St Paul IAP-ARS	AF Reserve	Minneapolis	612-713-1110	55420	86	1,066,092			246	215	304.9	2,535	156	0	2,691
NIROP Minneapolis	Navy Active	Fridley		55450	14	1,745,338			88	83	371.4				
NARC Minneapolis	Navy Reserve	Minneapolis		55450	8	230,010			12	12	57.2	1,606	12	0	1,618
NARC Minneapolis (Saint Paul)	Navy Reserve	Fort Snelling		55111	4	51,521			11	11	10.4				
OTHER SITE(S) ¹: 24					53	640,256	3	8,880	378	106	113.3	1,730	45	0	1,775

¹ US Locations that do not meet criteria of at least ten (10) Acres AND at least \$10M PRV. US Territories and Non-US Locations that do not meet criteria of at least ten (10) Acres OR at least \$10M PRV.

DEPARTMENT OF DEFENSE
Base Structure Report - As Of 30 Sept 04

SITE	COMPONENT	NAME NEAREST CITY	PHONE	ZIP CODE	BLDGS OWNED	BLDGS OWNED SQFT	BLDGS LEASED	BLDGS LEASED SQFT	TOTAL ACRES	ACRES OWNED	PRV (\$M)	MIL	CIV	OTHER	TOTAL
Minnesota Total:					392	7,558,775	3	8,880	3,778	3,190	1,760.9	9,076	479	2	9,557
Mississippi															
Mississippi AAP	Army Active	Picayune		39529	113	1,665,784			4,214	4,214	324.0	0	5	0	5
CTA Camp McCain	Army Guard	Elliott	662-227-3611		83	332,786			13,014	13,014	87.5	166	19	44	229
BG George A Morris USARC	Army Reserve	Vicksburg	601-631-6172	39180	2	75,625			13	13	11.3	211	13	0	224
Columbus AFB	AF Active	Columbus	662-434-7322	39710	555	2,618,676			4,931	4,408	664.8	979	438	0	1,417
Columbus Auxiliary Airfield	AF Active	Shuqualak		39961	3	10,446			1,080	914	24.3				
Keesler AFB	AF Active	Biloxi	228-377-1110	39534	1,166	10,227,808			1,611	1,496	1,979.9	5,181	1,550	0	6,731
Keesler Training Annex No 1	AF Active	Biloxi		39531	63	303,430			57	57	30.9				
Gulfport-Biloxi Regional Airport (ANG)	Air Natl Guard	Gulfport	228-214-6002	39507	79	548,699			270	1	103.1	538	2	0	540
Jackson IAP	Air Natl Guard	Flowood	601-936-8730	39208	27	381,723			139		88.2	1,238	1	0	1,239
Key Field ANG	Air Natl Guard	Meridian	601-484-9000	39307	34	391,697			117		101.6	1,140	0	0	1,140
CBC Gulfport	Navy Active	Gulfport	228-871-2555	39501	370	4,681,809			3,416	3,316	688.8	4,785	403	0	5,188
NAS Meridian	Navy Active	Meridian	601-679-2211	39309	555	2,500,144	1	31,878	8,068	8,061	594.6	677	256	0	933
NAS Meridian (OLF Bravo)	Navy Active	Preston			6	6,694			1,473	1,255	35.1				
NS Pascagoula	Navy Active	Pascagoula	228-761-2140	39567	43	452,248	2	19,638	561	561	95.8	2,052	407	0	2,459
OTHER SITE(S) ¹: 25					77	395,953	45	838,545	129,701	127,145	213.9	4,243	1,420	1,670	7,333
Mississippi Total:					3,176	24,593,522	48	890,061	168,666	164,455	5,043.7	21,210	4,514	1,714	27,438
Missouri															
Fort Leonard Wood	Army Active	Waynesville	573-596-0131	65473	2,163	12,843,263			62,911	62,897	3,357.5	21,873	2,016	2,358	26,247
Lake City AAP	Army Active	Independence	816-796-7111	64051	417	3,170,390			3,950	3,935	921.7	1	26	2	29
Lake Of the Ozarks Recreation	Army Active	Camdenton		65049	18	17,068			359		23.3				
St Charles USARC	Army Active	St Charles	314-429-5080	63304	19	133,527			1,656	1,655	43.9				
St Louis AAP	Army Active	St Louis		63120	9	137,092			18	18	20.6				
MTA Camp Clark (Nevada)	Army Guard	Nevada	417-667-2357		204	242,098			615	615	77.4	40	8	14	62
MTA Camp Crowder (Neosho)	Army Guard	Neosho	417-451-5444		67	192,382			4,362	4,362	80.0	0	15	395	410
Belton USARC/AMSA #57	Army Reserve	Richards Gebaur		64012	3	58,161			195	195	10.3	758	33	0	791
Springfield AFRC/AMSA #54	Army Reserve	Springfield	417-864-5645	65802	4	81,899			18	18	15.8	471	6	0	477
St Louis #3/Sverdrup USAR	Army Reserve	St Louis	314-263-3430	63120	3	107,973			21	21	20.7	689	44	0	733
St Louis #4/Ord Plant	Army Reserve	St Louis		63120	41	82,087			17	17	24.8				
St Louis AFS	AF Active	St Louis		63118	13	736,550			25	25	184.2	11	0	0	11
St Louis AFS Storage Annex	AF Active	St Louis		63101	7	569,068			40	39	102.2				
Whiteman AFB	AF Active	Knob Noster	660-687-1110	65305	1,028	4,904,058			15,177	4,060	1,650.8	4,352	406	0	4,758
Fort Leonard Wood Range	Air Natl Guard	Palace		65473					305	305	10.9	25	0	0	25
Jefferson Barracks ANG	Air Natl Guard	St Louis	314-260-8611	63125	1	323	31	385,225	135		83.7	353	0	0	353
Lambert St Louis IAP ANG	Air Natl Guard	St Ann	314-263-6200	63044	39	377,981			49	25	98.6	1,311	1	0	1,312
Rosecrans Memorial Airport	Air Natl Guard	Elwood	816-236-3300	64503	44	340,881			426	54	95.9	1,123	8	0	1,131
MCSPTACT Kansas City	USMC Active	Kansas City			21	303,575	8	67,149	100	18	77.7	1,283	133	0	1,416
MCSPTACT Kansas City (Family Housing)	USMC Active	Belton			239	614,881			81	81	58.4				

¹ US Locations that do not meet criteria of at least ten (10) Acres AND at least \$10M PRV. US Territories and Non-US Locations that do not meet criteria of at least ten (10) Acres OR at least \$10M PRV.

DEPARTMENT OF DEFENSE
Base Structure Report - As Of 30 Sept 04

SITE	COMPONENT	NAME NEAREST CITY	PHONE	ZIP CODE	BLDGS OWNED	BLDGS OWNED SQFT	BLDGS LEASED	BLDGS LEASED SQFT	TOTAL ACRES	ACRES OWNED	PRV (\$M)	MIL	CIV	OTHER	TOTAL
OTHER SITE(S) ¹ : 27					99	934,425	12	141,638	491	316	104.0	4,895	53	0	4,948
Missouri Total:					4,439	25,847,682	54	600,799	90,952	78,657	7,062.2	37,185	2,749	2,769	42,703
Montana															
Fort Missoula	Army Guard	Missoula	406-728-0456		12	76,989			14	14	12.4	0	5	0	5
MTA Fort Wm Henry Harrison	Army Guard	Helena	406-841-3009		97	693,458			6,150	3,625	176.4	827	216	89	1,132
Sgt Ernest Veuve Hall/AMSA #74	Army Reserve	Missoula	406-728-0414	59801	5	65,353			16	16	13.8	252	7	0	259
Malmstrom AFB	AF Active	Great Falls	406-731-1110	59402	1,050	5,020,400			29,130	4,771	2,916.6	3,603	430	0	4,033
Great Falls IAP ANG	Air Natl Guard	Great Falls	409-791-6285	59404	42	362,353	1	18,600	141		123.3	1,024	0	0	1,024
OTHER SITE(S) ¹ : 27					23	131,526	9	40,944	1,631	1,545	60.6	692	26	0	718
Montana Total:					1,229	6,350,079	10	59,544	37,082	9,971	3,303.1	6,398	684	89	7,171
Nebraska															
Cornhusker AAP	Army Active	Grand Island	308-381-0313	68803	532	1,631,211			3,925	3,925	509.2	0	1	10	11
Camp Ashland	Army Guard	Ashland	402-944-2479		51	198,598			980	980	43.3	312	10	8	330
Greenlief TS	Army Guard	Hastings	402-462-1860		131	273,700			3,211	3,211	72.0	1	10	3	14
Lincoln Airbase	Army Guard	Lincoln					13	223,652	44	44	45.6	1,014	54	2	1,070
Mead TS	Army Guard	Mead	402-624-5905		28	109,627			1,197	1,197	33.2	1	15	0	16
Offutt AFB	AF Active	Bellevue	402-294-1110	68113	371	6,305,026			1,923	1,908	1,472.2	7,213	1,873	0	9,086
Offutt Communications Anx No 2 Globecom	AF Active	Elkhorn			7	28,835			372	372	14.4				
Offutt Family Hsg Annex	AF Active	Bellevue		68113	1,084	3,901,442			786	783	491.0				
Lincoln Municipal Airport (ANG)	Air Natl Guard	Lincoln	402-458-1234	68524	36	555,586			218	202	130.9	954	0	0	954
OTHER SITE(S) ¹ : 23					27	277,813	9	112,866	1,961	1,569	78.7	2,930	77	0	3,007
Nebraska Total:					2,267	13,281,838	22	336,518	14,617	14,191	2,890.4	12,425	2,040	23	14,488
Netherlands Antilles															
Curaco Airfield	AF Active	Curaco			11	85,582					35.1	10	0	0	10
Netherlands Antilles Total:					11	85,582	0	0	0	0	35.1	10	0	0	10
Nevada															
Hawthorne Army Depot	Army Active	Reno		89415	2,518	9,692,951			147,236	147,189	3,582.8	2	30	0	32
Nellis AFB	Army Reserve	Las Vegas	702-457-0809	89191	3	82,549			22	22	40.9	187	3	0	190
Indian Springs AF Auxiliary Field	AF Active	Indian Springs		89191	80	338,930			2,300	2,300	243.3	784	52	0	836
Nellis AF Range	AF Active	Indian Springs		89191	90	132,463			3,092,316	3,092,208	229.1				
Nellis AFB	AF Active	Las Vegas	702-652-1110	89191	1,715	7,304,369	1	20	14,161	14,145	2,596.3	7,390	977	39	8,406
Nellis Water System Annex	AF Active	Las Vegas		89191	2	19,347			107	80	18.1				
Tonopah Auxiliary Airfield Annex	AF Active	Tonopah		89049	143	1,648,903			2,157	2,157	869.7				
Tonopah Auxiliary Airfield Annex #2	AF Active	Tonopah	775-482-8191	89049	93	789,195			109	109	172.4				
Reno Tahoe IAP	Air Natl Guard	Reno	775-788-4500	89502	37	344,600	1	3,134	64		109.1	1,086	0	0	1,086
NAS Fallon	Navy Active	Fallon	775-426-5161	89406	572	2,431,937	3	408	119,396	119,335	1,318.3	1,037	237	0	1,274

¹ US Locations that do not meet criteria of at least ten (10) Acres AND at least \$10M PRV. US Territories and Non-US Locations that do not meet criteria of at least ten (10) Acres OR at least \$10M PRV.

DEPARTMENT OF DEFENSE
Base Structure Report - As Of 30 Sept 04

SITE	COMPONENT	NAME NEAREST CITY	PHONE	ZIP CODE	BLDGS OWNED	BLDGS OWNED SQFT	BLDGS LEASED	BLDGS LEASED SQFT	TOTAL ACRES	ACRES OWNED	PRV (\$M)	MIL	CIV	OTHER	TOTAL
NAS Fallon (Hawthorne Nevada)	Navy Active	Hawthorne					39	353,152	15	15	94.0				
OTHER SITE(S) ¹ : 30					45	180,806	7	32,584	26,123	26,096	57.2	918	2	4	924
Nevada Total:					5,298	22,966,050	51	389,298	3,404,005	3,403,655	9,331.3	11,404	1,301	43	12,748
<u>New Hampshire</u>															
AFRC, Londonderry	Army Reserve	Manchester	781-377-3327	03053	3	135,079			49	16	29.6	595	41	6	642
New Boston AFS	AF Active	Mount Vernon	603-472-8563	03110	26	131,224			2,873	2,826	80.3	11	36	0	47
Pease AFB	AF Active	Portsmouth	603-436-0302	03803	16	368,344			276	276	89.4	1,078	10	0	1,088
Pease Intl Tradeport	Air Natl Guard	Portsmouth	603-430-2453	03803	55	478,028	1	450	219	219	168.9	1	1	0	2
OTHER SITE(S) ¹ : 5					14	81,295			42	37	15.3	370	3	1	374
New Hampshire Total:					114	1,193,970	1	450	3,459	3,374	383.5	2,055	91	7	2,153
<u>New Jersey</u>															
Fort Monmouth Evans	Army Active	Asbury Park		07719	92	384,904			253	218	82.7				
Fort Monmouth Main Post	Army Active	Red Bank	732-532-9000	07703	435	5,014,521			1,126	1,126	1,000.2	621	4,712	997	6,330
Picatinny Arsenal	Army Active	Dover	973-724-4021	07806	810	3,913,118			6,493	5,853	1,301.8	375	2,710	485	3,570
Caven Point USARC	Army Reserve	Jersey City	201-333-3444	07305	9	72,733			76	76	23.9	404	3	0	407
Fort Dix	Army Reserve	Trenton	609-562-0800	08640	1,034	5,782,824			30,686	30,686	2,296.7	2,694	789	1,183	4,666
Pedricktown Support Facility	Army Reserve	Penns Grove	856-299-5154	08067	45	253,003			86	86	54.1				
Sgt J.W. Joyce Kilmer USARC	Army Reserve	New Brunswick	732-819-7425	08817	3	97,395			24	24	20.4	386	40	0	426
Air Mobility Warfare Center	AF Active	Wrightstown			7	240,381			31	31	48.1				
Fort Dix Family Hsg	AF Active	Trenton		08619	71	190,776			37	37	20.7				
McGuire AFB	AF Active	New Egypt		08641	18	130,263			219	219	568.7				
McGuire AFB	AF Active	Wrightstown	609-754-1100	08641	727	6,942,482			3,661	3,604	2,070.9	8,384	725	1	9,110
Atlantic City IAP	Air Natl Guard	Pleasantville	609-645-6000	08232	34	349,286			296	296	113.7	1,037	0	0	1,037
NAWCADLKE Non-NIF Lakehurst	Navy Active	Lakehurst		08733	263	2,935,964			7,430	7,430	918.8	228	1,629	0	1,857
NWS Earle	Navy Active	Colts Neck		07722	498	2,257,435	50	346,710	11,851	11,851	1,245.3	222	185	0	407
NRC Fort Dix	Navy Reserve	Fort Dix		08640	11	100,837			14	14	21.7	1,089	1	0	1,090
OTHER SITE(S) ¹ : 17					27	480,338			9,750	9,481	111.3	1,973	42	0	2,015
New Jersey Total:					4,084	29,146,260	50	346,710	72,033	71,030	9,898.9	17,413	10,836	2,666	30,915
<u>New Mexico</u>															
Fort Bliss AAA Ranges	Army Active	El Paso, TX	915-568-2121	79916	410	1,043,584			995,404	995,404	704.5	138	84	0	222
Fort Wingate Depot Activity	Army Active	Gallup		87316	827	1,922,016			16,691	16,691	650.0	0	5	16	21
White Sands Missile Range	Army Active	Las Cruces	505-678-1110	88002	1,621	5,263,806	1	2,400	2,281,659	2,281,558	2,341.8	276	2,016	312	2,604
Jenkins AFRC	Army Reserve	Albuquerque	505-292-4660	87123	8	107,226			12		21.7	706	19	0	725
Boles Wells Water System Annex	AF Active	Alamogordo		88310					7,411	7,347	29.1				
Bonito Lake Water System Annex	AF Active	Carrizozo			5	1,529			155	78	18.5				
Cannon AFB	AF Active	Clovis	505-784-3311	88103	1,109	4,659,125			4,543	3,790	1,478.2	3,529	397	0	3,926
Cannon Meadows Hsg Area	AF Active	Portales					151	249,897	39		23.3				
Cannon Place Hsg Area	AF Active	Clovis		88101			202	336,765	40		31.5				
Holloman AFB	AF Active	Alamogordo	505-572-5406	88310	1,201	7,621,339			52,055	50,411	2,147.0	3,711	835	0	4,546

¹ US Locations that do not meet criteria of at least ten (10) Acres AND at least \$10M PRV. US Territories and Non-US Locations that do not meet criteria of at least ten (10) Acres OR at least \$10M PRV.

DEPARTMENT OF DEFENSE
Base Structure Report - As Of 30 Sept 04

SITE	COMPONENT	NAME NEAREST CITY	PHONE	ZIP CODE	BLDGS OWNED	BLDGS OWNED SQFT	BLDGS LEASED	BLDGS LEASED SQFT	TOTAL ACRES	ACRES OWNED	PRV (\$M)	MIL	CIV	OTHER	TOTAL
Kirtland AFB	AF Active	Albuquerque	505-846-0011	87117	2,142	9,537,113			44,072	43,990	2,750.0	5,272	1,915	1	7,188
Melrose AF Range	AF Active	Melrose		88124	12	16,279			87,929	66,033	27.1				
NAS Corpus Christi TX (White Sands)	Navy Active	White Sands Msl Rge			41	192,492	1	4,224	85	85	59.1	36	0	0	36
OTHER SITE(S) ¹ : 25					70	279,177			17,387	11,930	88.8	245	5	0	250
New Mexico Total:					7,446	30,643,686	355	593,286	3,507,481	3,477,316	10,370.5	13,913	5,276	329	19,518
<u>New York</u>															
Bellmore	Army Active	New York	516-794-6149	11710	5	139,536			16	16	28.4				
Fort Drum	Army Active	Watertown	315-772-6011	13602	1,899	11,824,954	649	3,320,334	107,648	107,265	3,029.1	14,578	1,523	1,378	17,479
Fort Hamilton	Army Active	New York	718-630-4101	11252	49	955,265			168	168	242.5	847	303	555	1,705
Fort Totten	Army Active	New York		11359	99	547,811			136	136	74.2				
Hancock Army Complex	Army Active	Syracuse		13602	4	208,142			12	12	41.8				
Seneca Army Depot Activity	Army Active	Geneva	607-869-1110	14541	690	4,106,113			10,269	10,269	1,027.6				
Stewart Annex	Army Active	New York City		12560	4	68,493			10	10	32.3	11	1	0	12
Watervliet Arsenal	Army Active	Watervliet	518-266-5111	12181	65	2,095,986			140	140	423.1	46	712	178	936
West Point Mil Reservation	Army Active	New York City	914-938-4011	10996	933	9,390,210			16,081	16,081	2,731.5	6,085	2,123	907	9,115
NG Youngstown Tng Site	Army Guard	Youngstown	716-754-8905		44	66,288			860	860	24.5				
Amityville AFRC	Army Reserve	New York	516-842-3368	11701	7	63,708			15	15	18.1	419	2	0	421
CW2 Kerry P. Hein USARC	Army Reserve	New York	516-929-4343	11786	8	70,195			23	23	20.9	573	6	0	579
Ernie Pyle USARC/AMSA #12	Army Reserve	New York		11359	10	305,695			36	36	55.8	2,288	139	0	2,427
Floyd Wet Site	Army Reserve	Rome		13441	5	10,666			51	51	17.0				
MAJ D W Hollender USARC	Army Reserve	Webster	585-671-5670	14580	3	65,495			12	12	13.6	451	6	0	457
Niagara Falls AFRC	Army Reserve	Niagara Falls	716-236-2206	14304	8	153,007			22	22	24.3	370	20	0	390
Orangeburg USARC	Army Reserve	Nyack	845-359-7358	10962	9	34,530			306	20	10.9	358	5	0	363
Sgt Horace D Bradt USARC	Army Reserve	Schenectady	518-374-8420	12309	5	54,334			12	12	12.0	388	10	0	398
Staten Island USARC	Army Reserve	Brooklyn	718-720-4646	10305	5	122,732			14	14	22.2	637	19	0	656
Stewart Newburgh USARC	Army Reserve	New Windsor		12553	16	113,716			40	40	58.3	163	9	0	172
Air Force Plant No 59	AF Active	Johnson City			4	637,238			32	29	133.3				
Newport Test Annex No 2 Transmitter	AF Active	Newport		13416	4	14,247			41	35	10.5				
Rome Laboratory	AF Active	Rome	315-330-7557	13441	14	1,409,280			108	108	298.0				
Verona Test Annex	AF Active	Verona		13478	28	105,866			513	512	51.2				
Francis S Gabreski Airport (ANG)	Air Natl Guard	Westhampton Beach	631-288-7400	11978	28	353,815			89		110.9	985	0	0	985
Griffiss Northeast Air Defense (NEAD) ANG	Air Natl Guard	Rome	315-942-2387	13441	4	57,228			36	36	23.9				
Hancock Field ANG	Air Natl Guard	North Syracuse	315-454-6100	13211	46	470,515			356	356	155.2	1,231	3	0	1,234
Schenectady Airport ANG	Air Natl Guard	Schenectady	518-344-2300	12302	36	408,321			122		110.5	1,620	0	0	1,620
Stewart IAP	Air Natl Guard	New Windsor	914-563-2001	12550	30	755,816	1	4,082	268		363.6	2,521	0	0	2,521
Niagara Falls IAP-ARS	AF Reserve	Niagara Falls	716-236-2000	14304	83	853,682			985	548	306.8	2,109	178	0	2,287
MCRC Syracuse	USMC Reserve	Syracuse			4	22,453			264	264	11.5	429	0	0	429

¹ US Locations that do not meet criteria of at least ten (10) Acres AND at least \$10M PRV. US Territories and Non-US Locations that do not meet criteria of at least ten (10) Acres OR at least \$10M PRV.

DEPARTMENT OF DEFENSE
Base Structure Report - As Of 30 Sept 04

SITE	COMPONENT	NAME NEAREST CITY	PHONE	ZIP CODE	BLDGS OWNED	BLDGS OWNED SQFT	BLDGS LEASED	BLDGS LEASED SQFT	TOTAL ACRES	ACRES OWNED	PRV (\$M)	MIL	CIV	OTHER	TOTAL
NAVSUBBASE New London (Mitchel Field NY)	Navy Active	Hempstead			100	464,372			45	45	72.1				
NAVSUBBASE New London (Mitchel Manor 1 NY)	Navy Active	Hempstead			18	225,398			12	12	27.2				
NAVSUBBASE New London (Mitchel Manor 2 NY)	Navy Active	Hempstead			16	220,402			37	37	45.6				
NAVSUPPU Saratoga Springs	Navy Active	Saratoga Springs		12302	95	495,620			123	123	57.0	627	21	0	648
NS Newport RI (NUWC Fishers Island NY)	Navy Active	Fishers Island			9	47,754	1	168	78	70	19.8				
NWIRP Bethpage	Navy Active	Bethpage		11714	43	1,831,856			148	143	428.6	3	0	0	3
NWIRP Calverton	Navy Active	Calverton		11933	64	843,870			6,048	6,048	371.8				
OTHER SITE(S) ¹: 62					2,285	10,631,245			17,087	15,267	400.7	10,231	368	0	10,599
New York Total:					6,779	50,245,855	651	3,324,584	162,264	158,837	10,906.1	46,970	5,448	3,018	55,436
North Carolina															
Camp Mackall	Army Active	Hoffman		28373	77	152,835			63,197	63,197	77.6				
Fort Bragg	Army Active	Fayetteville	910-396-0011	28310	1,946	22,849,744	256	463,109	152,922	152,843	6,054.2	43,890	3,863	4,614	52,367
Military Ocean TML Sunny Point	Army Active	Wilmington	910-457-8000	28461	99	251,552			16,324	11,275	659.3	110	234	2	346
Tarheel Army Missile Plt	Army Active	Burlington		27215	25	720,588			44	32	93.1				
Greenville USARC	Army Reserve	Winterville		27834	3	94,044			15	15	15.5				
Dare County Range	AF Active	Stumpy Point	252-473-2201	27978	12	32,886			46,604	46,595	28.4				
Fort Fisher Recreation Site	AF Active	Kure Beach	910-458-6549	28449	55	128,188			101	100	29.5				
Pope AFB	AF Active	Spring Lake	910-394-1110	28308	529	3,267,266			1,986	1,984	731.3	5,357	360	0	5,717
Seymour Johnson AFB	AF Active	Goldsboro	919-722-1110	27531	1,288	5,112,227			4,107	3,233	999.4	5,139	394	0	5,533
Charlotte/Douglas IAP (ANG)	Air Natl Guard	Charlotte	704-391-4100	28208	28	341,801			99		80.9	1,311	0	0	1,311
Stanly County Airport	Air Natl Guard	Abermale	704-982-9013	28127	30	80,785			111		17.2	152	8	0	160
MCAS Cherry Point	USMC Active	Cherry Point	252-466-2811	28533	2,054	10,931,736			13,149	11,560	2,466.5	8,996	5,928	0	14,924
MCAS Cherry Point (ALF Bogue)	USMC Active	Bogue			25	48,437			837	837	67.8				
MCAS Cherry Point (MCAS-H Oak Grove)	USMC Active	Pollocksville			5	5,560			976	976	35.3				
MCAS Cherry Point (OLF Atlantic)	USMC Active	Atlantic			8	18,681			1,473	1,469	40.1				
MCAS Cherry Point (Point Of Marsh Target)	USMC Active	Atlantic			7	20,058			12,460	12,460	12.2				
MCB Camp Lejeune	USMC Active	Camp Lejeune	910-451-1113	28542	4,088	21,410,790	1	8,000	154,687	124,019	4,863.0	36,429	3,672	0	40,101
MCB Camp Lejeune (MCAS New River)	USMC Active	Camp Lejeune		28542	758	3,521,206			3,728	2,772	888.8	5,402	283	0	5,685
NS Norfolk (Harvey Pt NC)	Navy Active	Hertford			21	40,593			1,414	1,414	38.2				
NMCRC Greensboro	Navy Reserve	Greensboro		27409	2	59,951			10	10	10.4	527	0	0	527
OTHER SITE(S) ¹: 69					126	830,398	6	45,111	1,243,880	1,243,654	150.2	5,947	208	0	6,155
North Carolina Total:					11,186	69,919,326	263	516,220	1,718,124	1,678,446	17,358.7	113,260	14,950	4,616	132,826
North Dakota															
Mickelsen Stanley R Sfg Msr	Army Active	Nekoma		58355	12	143,567			631	432	247.3				

¹ US Locations that do not meet criteria of at least ten (10) Acres AND at least \$10M PRV. US Territories and Non-US Locations that do not meet criteria of at least ten (10) Acres OR at least \$10M PRV.

DEPARTMENT OF DEFENSE
Base Structure Report - As Of 30 Sept 04

SITE	COMPONENT	NAME NEAREST CITY	PHONE	ZIP CODE	BLDGS OWNED	BLDGS OWNED SQFT	BLDGS LEASED	BLDGS LEASED SQFT	TOTAL ACRES	ACRES OWNED	PRV (\$M)	MIL	CIV	OTHER	TOTAL
Mickelsen Stanley R Sfg Par	Army Active	Mountain		58220	15	375,079	13	26,872	295	278	132.5				
Mickelsen Stanley R Sfg Rsl 1	Army Active	Hampden		58355	1	13,008			315	41	34.2				
Mickelsen Stanley R Sfg Rsl 2	Army Active	Langdon		58249	1	12,865			312	36	34.1				
Mickelsen Stanley R Sfg Rsl 3	Army Active	Mountain		58220	1	12,832			315	43	38.5				
Mickelsen Stanley R Sfg Rsl 4	Army Active	Fairdale		58355	1	13,150			318	49	35.2				
Grand Forks Armory	Army Guard	Grand Forks			1	82,365			11	11	21.5	622	1	4	627
Minot AFRC	Army Guard	Minot	701-834-2522		1	121,697			22	22	23.9	241	1	3	245
Cavalier AFS	AF Active	Mountain	701-993-3297	58220	20	29,461	17	382,940	650	650	290.8	24	6	0	30
Grand Forks AFB	AF Active	Emerado	701-747-3000	58205	806	5,865,106			23,501	6,821	1,341.0	2,658	338	0	2,996
Grand Forks Defense Fuel Support Point	AF Active	Grand Forks			4	2,853			28	11	28.2				
Minot AFB	AF Active	Minot	701-723-6212	58705	1,314	7,981,467			24,736	5,416	2,730.7	4,746	517	0	5,263
Hector IAP (ANG)	Air Natl Guard	Fargo	701-241-7241	58102	31	418,639			250		138.1	1,087	0	0	1,087
OTHER SITE(S) ¹: 14					16	92,351	1	22,816	1,215	340	26.6	532	25	0	557
North Dakota Total:					2,224	15,164,440	31	432,628	52,599	14,150	5,122.6	9,910	888	7	10,805

Northern Mariana Islands

NAVMARIANASSUPPACT Guam (Farrallon De Medinilla)	Navy Active	Saipan Mariana Isl							206						
NAVMARIANASSUPPACT Guam (Saipan)	Navy Active	Saipan Mariana Isl							177						
NAVMARIANASSUPPACT Guam (Tinian)	Navy Active	Tinian Mariana Isl							16,554						
OTHER SITE(S) ¹: 1					6	6,111			5	5	2.7	78	1	4	83
Northern Mariana Islands Total:					6	6,111	0	0	16,942	5	2.7	78	1	4	83

Ohio

Defense Supply Center Columbus	Army Active	Columbus	614-692-3131	43216	49	4,578,963			551	551	712.3	28	0	36	64
Lima Army Tank Plt	Army Active	Lima	419-221-9500	45804	37	1,612,459			369	369	266.6	4	3	38	45
Ravenna AAP	Army Active	Ravenna	330-358-7311	44266	192	696,343			1,467	1,467	158.0	0	0	17	17
McConnelsville Training Site	Army Guard	McConnelsville	740-962-2555		10	186,176			444	444	36.8	424	10	3	437
Ravenna Tng and Logistics Site	Army Guard	Newton Falls	330-872-0055		936	3,461,542			41,358	41,357	771.4	205	16	7	228
Rickenbacker (MTA)	Army Guard	Columbus			25	310,452			126	126	87.4	1,000	65	66	1,131
83D Div Memorial USARC/AMSA	Army Reserve	Columbus	614-981-8858	43213	3	156,017			19	19	26.7	1,121	45	1	1,167
Cooney USARC/AMSA #165 S-S	Army Reserve	Sandusky	419-359-1317	44846	3	19,700			10	10	11.7	130	1	0	131
Fort Hayes Memorial USARC	Army Reserve	Columbus	614-861-8460	43215	12	92,748			15	15	19.9	283	5	0	288
Kings Mills Memorial USARC	Army Reserve	Kings Mills	513-683-7648	45039	7	97,696			19	16	15.3	294	18	0	312
Rickenbacker USARC	Army Reserve	Columbus		43217	1	114,072			35	31	20.0	334	6	0	340
Toledo Area USAR	Army Reserve	Toledo	419-868-3921	43542	2	71,671			52	27	14.1	315	24	0	339
Cincinnati Defense Fuel Support Point	AF Active	Cincinnati		45237	6	3,963			67	66	38.1				
Wright Patterson AFB	AF Active	Fairborn	937-257-1110	45433	787	15,891,900			8,145	7,631	4,053.3	7,373	9,880	0	17,253
Blue Ash ANG	Air Natl Guard	Blue Ash		45242	15	51,571			12		13.2	142	0	0	142

¹ US Locations that do not meet criteria of at least ten (10) Acres AND at least \$10M PRV. US Territories and Non-US Locations that do not meet criteria of at least ten (10) Acres OR at least \$10M PRV.

DEPARTMENT OF DEFENSE
Base Structure Report - As Of 30 Sept 04

SITE	COMPONENT	NAME NEAREST CITY	PHONE	ZIP CODE	BLDGS OWNED	BLDGS OWNED SQFT	BLDGS LEASED	BLDGS LEASED SQFT	TOTAL ACRES	ACRES OWNED	PRV (\$M)	MIL	CIV	OTHER	TOTAL
Camp Perry ANG	Air Natl Guard	Port Clinton	614-336-6203	43452	19	98,088			43		18.5	211	0	0	211
Mansfield Lahm Airport ANG	Air Natl Guard	Mansfield	419-521-0100	44903	28	276,093			227		75.5	1,044	0	0	1,044
Rickenbacker IAP (ANG)	Air Natl Guard	Lockbourne	614-492-4468	43137	28	491,373			1,089	511	243.1	1,459	3	0	1,462
Springfield Beckley Municipal Airport	Air Natl Guard	Springfield	937-327-2100	45502	32	356,709			130		101.5	1,139	12	0	1,151
Toledo Express Airport ANG	Air Natl Guard	Swanton	419-868-4180	43558	37	390,860			135		98.3	1,064	0	0	1,064
Youngstown-Warren Regional Airport ARS	AF Reserve	Vienna	330-609-1000	44473	58	582,087			658	567	165.6	1,479	174	0	1,653
MCRC Brook Park	USMC Reserve	Brook Park			4	55,186			11	11	10.3	217	0	0	217
NS Great Lakes (Bratenahl)	Navy Active	Cleveland			8	76,675			31	27	19.1				
NMCRS Columbus	Navy Reserve	Columbus		43213	12	128,039			33	33	25.1	1,236	14	0	1,250
OTHER SITE(S) ¹: 50					117	1,071,701	4	98,676	1,283	836	222.6	6,373	138	3	6,514
Ohio Total:					2,428	30,872,084	4	98,676	56,328	54,114	7,224.4	25,875	10,414	171	36,460

Oklahoma

Fort Sill	Army Active	Lawton	580-442-8111	73503	1,998	13,308,247			93,831	93,829	3,050.3	18,735	1,525	2,536	22,796
McAlester AAP	Army Active	McAlester	918-421-3490	74502	2,210	9,631,705			44,964	44,964	2,112.0	14	1,342	335	1,691
Camp Gruber Training Center	Army Guard	Braggs	918-487-6005		166	473,258			33,027	33,027	173.3	31	20	160	211
Oklahoma Regional Trng Inst	Army Guard	Oklahoma City	405-425-8000		9	228,086			33	33	38.3	142	1	7	150
Twaddle AFRC	Army Reserve	Oklahoma City	405-737-8659	73150	8	147,849			79		25.1	444	20	0	464
Altus AFB	AF Active	Altus	580-482-8100	73523	1,008	4,099,009			7,054	4,087	1,190.2	1,665	1,315	0	2,980
Kegelman AF Auxiliary Field	AF Active	Jet		73749	9	7,844			1,285	1,066	38.1				
Tinker AFB	AF Active	Midwest City	405-732-7321	73145	716	17,544,572			4,885	3,951	3,769.3	8,871	12,777	0	21,648
Tinker Support Annex	AF Active	Midwest City		73110	26	168,525			129	88	38.7				
Vance AFB	AF Active	Enid	580-213-7111	73705	496	1,655,248			3,280	2,000	490.3	853	132	0	985
Tulsa IAP	Air Natl Guard	Tulsa	918-832-8210	73115	41	364,091			80		93.1	1,191	0	0	1,191
Will Rogers World Airport	Air Natl Guard	Oklahoma City	405-686-5210	73179	25	353,764			133		85.2	1,340	0	0	1,340
NMCRS Tulsa	Navy Reserve	Broken Arrow		74012	2	63,644			11	11	11.1	769	0	0	769
OTHER SITE(S) ¹: 27					58	400,420	4	39,963	747	686	82.5	2,293	54	0	2,347
Oklahoma Total:					6,772	48,446,263	4	39,963	189,538	183,742	11,197.4	36,348	17,186	3,038	56,572

Oregon

Umatilla Chem Depot	Army Active	Hermiston	541-564-8632	97838	1,214	3,711,760			19,729	17,055	1,281.8	7	398	18	423
Bend Cotef	Army Guard	Bend	541-388-6280		3	83,439			160	160	14.7	0	0	200	200
Christmas Valley Radar Site	AF Active	Christmas Valley		97641	4	45,846			2,656	2,656	40.9				
Coos Head ANG	Air Natl Guard	Charleston		97420	10	45,359			43	43	44.0				
Klamath Falls Airport-Kingsley Field	Air Natl Guard	Klamath Falls	503-885-6350	97603	67	440,983			1,072	88	146.5	1,030	10	0	1,040
Portland IAP	Air Natl Guard	Portland	503-335-4020	97218	61	687,961			246		219.7	2,223	100	0	2,323
NAS Whidbey Island (NAVWPNSSTRAFAC Brdman)	Navy Active	Boardman			9	20,058			62,871	47,432	22.3				
NMCRS Portland	Navy Reserve	Portland			5	67,119			14	14	15.1	1,128	16	0	1,144
OTHER SITE(S) ¹: 13					48	246,673	6	20,245	32,172	32,114	65.6	1,038	29	57	1,124

¹ US Locations that do not meet criteria of at least ten (10) Acres AND at least \$10M PRV. US Territories and Non-US Locations that do not meet criteria of at least ten (10) Acres OR at least \$10M PRV.

DEPARTMENT OF DEFENSE
Base Structure Report - As Of 30 Sept 04

SITE	COMPONENT	NAME NEAREST CITY	PHONE	ZIP CODE	BLDGS OWNED	BLDGS OWNED SQFT	BLDGS LEASED	BLDGS LEASED SQFT	TOTAL ACRES	ACRES OWNED	PRV (\$M)	MIL	CIV	OTHER	TOTAL
Oregon Total:					1,421	5,349,198	6	20,245	118,963	99,563	1,850.6	5,426	553	275	6,254
Pennsylvania															
Carlisle Barracks	Army Active	Carlisle	717-245-3131	17013	398	1,727,556	1	63	458	458	299.5	754	488	438	1,680
Defense Distribution Depot Susq	Army Active	New Cumberland	717-770-6011	17070	139	6,115,818			848	848	809.2	142	84	141	367
Fort Ritchie Raven Rock Site	Army Active	Waynesboro		17320	52	467,138			716	698	131.0	15	116	1	132
Letterkenny Army Depot	Army Active	Chambersburg	717-267-8111	17201	1,333	4,845,165	10	319,002	18,684	18,638	1,392.1	3	1,241	454	1,698
Scranton AAP	Army Active	Scranton	570-342-7801	18505	7	386,157			15	15	96.5	0	8	3	11
Toboyhanna Army Depot	Army Active	Scranton	570-895-7000	18466	138	4,487,612			1,296	1,291	861.7	168	2,914	344	3,426
Fort Indiantown Gap	Army Guard	Annville	717-861-8627		744	3,443,091			17,222		791.2	3,226	814	818	4,858
Charles E. Kelly Spt Facility	Army Reserve	Pittsburgh	412-434-8470	15071	49	244,776			125	118	51.3	410	65	54	529
ECS / AMSA #103 (G)	Army Reserve	Meadville		16316	2	56,181			11	11	14.5	0	47	0	47
Edgemont USARC / AMSA #31 (G)	Army Reserve	Philadelphia	610-558-1110	19028	5	51,595			49	48	16.1	3	12	0	15
Finleyville NIKE-PI-43	Army Reserve	Elrama		15332	13	44,752			128	38	10.5				
Johnstown Aviation Support Fac	Army Reserve	Johnstown	814-532-7600	15902	7	191,847			107		71.5	107	12	0	119
Neville Island Mnt Sup Fac	Army Reserve	Pittsburgh		15225	17	54,014			15	15	10.5				
North Penn USARC	Army Reserve	Norristown	610-584-1111	19403	7	54,817			19	19	12.7	261	3	0	264
Tacony Warehouse Site	Army Reserve	Philadelphia		19136	7	291,432			13	13	39.0				
TSGT Vernon McGarity USARC	Army Reserve	Pittsburgh	412-362-4123	15108	3	151,981			36	1	36.4	890	138	4	1,032
Fort Indiantown Gap ANG5	Air Natl Guard	Lickdale		17003	58	178,714			131		35.1	588	0	0	588
Harrisburg IAP	Air Natl Guard	Middletown	717-948-2200	17057	30	290,729	1	15,077	39		77.0	1,170	7	0	1,177
Pittsburgh IAP (ANG)	Air Natl Guard	Coraopolis	412-474-7359	15108	35	384,480			179		112.8				
State College ANG5	Air Natl Guard	State College		16801	5	44,221			27		12.7	137	0	0	137
Pittsburgh IAP-ARS	AF Reserve	Coraopolis	412-474-8000	15108	53	534,951			181	12	134.2	2,575	120	0	2,695
Willow Grove ARS	AF Reserve	Hatboro	215-443-1050	19090	53	632,591			170	162	202.5	2,280	97	0	2,377
NAVSUPPACT Mechanicsburg	Navy Active	Mechanicsburg		17055	149	9,324,610			857	844	1,092.1	682	5,084	0	5,766
NAVSUPPACT Mechanicsburg (NSA Philadelphia PA)	Navy Active	Philadelphia			50	2,271,415			134	134	421.5	262	2,127	0	2,389
NSA Mechanicsburg (Det Phil Annex PNBC)	Navy Active	Philadelphia			53	2,400,852			271	271	591.3				
NAWC-AD Warminster CSO	Caretaker	Warminster		18974	63	1,411,349			542	461	381.7				
NH Philadelphia CSO	Caretaker	Philadelphia		19111	49	694,879			49	49	174.1				
NAS Willow Grove	Navy Reserve	Willow Grove	215-443-1000	19090	120	1,092,163			967	884	373.8	2,814	72	0	2,886
NMCRRC Pittsburgh	Navy Reserve	Pittsburgh		15137	3	74,116			13	13	13.9	776	16	0	792
OTHER SITE(S) ¹: 91					297	2,750,149	11	169,820	1,559	1,490	825.8	10,505	242	0	10,747
Pennsylvania Total:					3,939	44,699,151	23	503,962	44,861	26,530	9,092.2	27,768	13,707	2,257	43,732
Puerto Rico															
Fort Allen Coe #43177	Army Guard	Juana Diaz			102	357,283			776	776	140.8	838	7	0	845
MTA Camp Santiago	Army Guard	Salinas	787-724-1295		361	764,525	3	45,000	11,930	11,930	262.9	466	3	92	561
1Lt P. Lavergne/Bayamon	Army Reserve	Bayamon		00936	4	33,550			7	7	10.5	712	37	0	749
AMSA #161 (G)	Army Reserve	Guaynabo		00934	2	40,400			7	7	11.4	0	50	0	50
CPT E. Rubio Jr./Puerto Nuevo	Army Reserve	Puerto Nuevo		00920	6	85,334			63	63	25.9	1,071	11	0	1,082

¹ US Locations that do not meet criteria of at least ten (10) Acres AND at least \$10M PRV. US Territories and Non-US Locations that do not meet criteria of at least ten (10) Acres OR at least \$10M PRV.

DEPARTMENT OF DEFENSE
Base Structure Report - As Of 30 Sept 04

SITE	COMPONENT	NAME NEAREST CITY	PHONE	ZIP CODE	BLDGS OWNED	BLDGS OWNED SQFT	BLDGS LEASED	BLDGS LEASED SQFT	TOTAL ACRES	ACRES OWNED	PRV (\$M)	MIL	CIV	OTHER	TOTAL
Fort Buchanan	Army Reserve	Guaynabo	787-273-3400	00934	379	1,992,178			746	746	657.6	1,591	518	1,421	3,530
LTC H.G. Pesquera/Ft Allen	Army Reserve	Juana Diaz	787-724-1295	00665	4	102,031			40	40	27.5	511	61	0	572
Ramey USARC/Aquadilla	Army Reserve	Aguadilla		00604	5	67,490			59	59	16.7	51	2	0	53
Roosevelt Rds Nav Sta USARC	Army Reserve	Ceiba		00735	4	56,325					15.2	498	7	0	505
Lajas Radar Site (TARS #16)	AF Active	Lajas			7	10,064			23		16.3				
Ramey AF Solar Observatory Research Site	AF Active	Isabela			6	6,196			81	74	2.7				
Camp Santiago Range (ANG)	Air Natl Guard	Salinas			4	4,745			354	354	3.4				
Luis Munoz Marin IAP	Air Natl Guard	San Juan	787-253-5100	00979	37	299,594			84		121.3	955	0	0	955
Punta Borinquen Radar Site	Air Natl Guard	Aguadilla	787-890-8701	00604	10	53,235			6	6	22.4				
Punta Salinas Radar Site	Air Natl Guard	Catano		00950	17	52,202			30	30	19.9	216	1	0	217
MCRC San Juan	USMC Reserve	San Juan			4	111,421			23	23	42.4	85	0	0	85
NAS Jacksonville (Isabela Puerto Rico)	Navy Active	Isabela			8	36,604			413	413	17.6				
NAS Jacksonville (LF Tran Site Aguada)	Navy Active	Aguada			2	14,529			388	388	8.0				
NAS Jacksonville (Salinas Receiver Site)	Navy Active	Salinas Salinas			2	8,011			249	249	3.7				
NAS Key West (Fort Allen Puertorico)	Navy Active	Juana Diaz		00665	2	7,467			117	117	459.5				
NAS Key West (Vieques West Pr)	Navy Active	Vieques Vieques			1	7,395			386	103	21.1				
NAVACT Puerto Rico	Navy Active	Roosevelt San Juan			1,244	4,950,715	1	52,255	8,266	8,091	1,839.0	611	130	2	743
NAVACT Puerto Rico (Cabeza De Perro)	Navy Active	Naguabo							29	29					
NAVACT Puerto Rico (Camp Garcia/Vieques)	Navy Active	Roosevelt Ros Naval			22	41,801					85.3				
NAVACT Puerto Rico (Flamingo Pt/Culebra)	Navy Active	Roosevelt Ros Naval			4	6,019			79	73	1.6				
NAVACT Puerto Rico (Pico Del Este-AFWTF)	Navy Active	Roosevelt Ros Naval			9	20,063			76	76	25.2				
NAVACT Puerto Rico (Pineros Island)	Navy Active	Roosevelt Ros Naval							325	325					
NAVACT Puerto Rico (Vieques East)	Navy Active	Roosevelt Ros Naval			8	13,843			14,121	14,121	11.0				
NAVACT Puerto Rico (Vieques West)	Navy Active	Vieques Vieques							123	1					
NAVSECGRUACT Sabana Seca	Navy Active	Sabana Seca Manati		34053	164	455,426			2,927	2,562	170.8	0	6	0	6
OTHER SITE(S) ¹: 9					34	115,750			30	26	37.7	1,440	14	0	1,454
Puerto Rico Total:					2,452	9,714,196	4	97,255	41,761	40,691	4,077.3	9,045	847	1,515	11,407
Rhode Island															
Camp Fogarty Tng Site	Army Guard	East Greenwich	401-275-4683		29	114,384			374	374	35.5	636	5	38	679
Davisville Family Hsg	Army Reserve	Davisville		02852	21	106,278			14	14	11.0				

¹ US Locations that do not meet criteria of at least ten (10) Acres AND at least \$10M PRV. US Territories and Non-US Locations that do not meet criteria of at least ten (10) Acres OR at least \$10M PRV.

DEPARTMENT OF DEFENSE
Base Structure Report - As Of 30 Sept 04

SITE	COMPONENT	NAME NEAREST CITY	PHONE	ZIP CODE	BLDGS OWNED	BLDGS OWNED SQFT	BLDGS LEASED	BLDGS LEASED SQFT	TOTAL ACRES	ACRES OWNED	PRV (\$M)	MIL	CIV	OTHER	TOTAL
Coventry ANGS	Air Natl Guard	Coventry	401-392-0966	02816	12	54,439			17	17	11.6				
North Smithfield ANGS	Air Natl Guard	Slatersville	401-762-8600	02876	8	63,810			34	34	14.1	207	0	0	207
Quonset State Airport ANG	Air Natl Guard	North Kingstown	401-886-1210	02852	28	410,848	1	1,762	102		124.1	1,034	0	0	1,034
NS Newport	Navy Active	Newport	401-841-2311	02841	901	8,008,497			1,499	1,410	1,904.4	1,461	3,769	0	5,230
NS Newport Ri (Gould Island)	Navy Active	Jamestown			1	28,080			13	13	19.8				
CBC Davisville CSO	Caretaker	Davisville		02854	161	2,752,872			910	910	526.9				
NS Newport (NMCRC Providence)	Navy Reserve	Providence			2	68,222			20	20	12.2	1,083	0	0	1,083
OTHER SITE(S) ¹ : 9					29	208,172	1	10,989	147	146	46.9	1,276	26	0	1,302
Rhode Island Total:					1,192	11,815,602	2	12,751	3,129	2,939	2,706.6	5,697	3,800	38	9,535
South Carolina															
Fort Jackson	Army Active	Columbia	803-751-1110	29207	1,180	10,113,628	6	33,100	52,301	52,301	2,086.0	22,351	1,409	2,316	26,076
MTA Clarks Hill Reservation	Army Guard	Plum Branch			34	41,878			896	896	12.1				
North Charleston USARC/AMSA #121	Army Reserve	Goose Creek	843-743-0609	29406	2	77,378			16		12.2				
Charleston AFB	AF Active	Charleston	843-963-6000	29404	796	4,357,424			3,733	3,009	1,050.3	5,974	661	0	6,635
Charleston Defense Fuel Support Point	AF Active	North Charleston		29418	5	2,538			56	50	53.4				
Hunley Park Military Family Hsg	AF Active	North Charleston		29419	249	658,679			271	271	68.3				
North AF Auxiliary Field	AF Active	North		29112	5	26,045			2,392	2,277	96.3	0	15	0	15
Shaw AFB	AF Active	Sumter	803-895-1110	29152	1,264	5,515,482			3,406	3,310	981.7	5,354	517	0	5,871
McEntire Air Guard Stn	Air Natl Guard	Eastover	803-647-8300	29044	80	677,676			2,473	2,344	196.0	1,295	4	0	1,299
MCAS Beaufort	USMC Active	Beaufort	843-228-7100	29904	274	2,297,298	2	803	6,482	5,853	906.3	1,075	683	0	1,758
MCAS Beaufort (L B Housing)	USMC Active	Laurel Bay			10	45,688	1	38,923	753	753	56.5				
MCRD Beaufort Parris Island	USMC Active	Parris Island	843-228-3721	29905	334	3,491,726			8,080	8,047	1,042.4	6,008	799	0	6,807
NH Beaufort	Navy Active	Beaufort	843-525-5600	29902	20	460,824	1	64	127	122	137.3	308	183	0	491
NH Charleston	Navy Active	Charleston	843-743-7000	29405	3	399,836			24	23	96.9	300	197	0	497
NWS Charleston	Navy Active	Goose Creek	843-764-7901	29445	1,351	8,366,783			17,177	16,036	1,649.8	351	247	0	598
NWS Charleston (Short Stay)	Navy Active	Moncks Corner			44	57,154			57		15.6				
NSY Charleston CSO	Caretaker	North Charleston		29408	165	3,139,538			1,011	1,011	1,010.6				
OTHER SITE(S) ¹ : 38					525	4,718,093	3	63,100	15,250	14,930	916.0	5,642	3,228	0	8,870
South Carolina Total:					6,341	44,447,668	13	135,990	114,505	111,232	10,387.8	48,658	7,943	2,316	58,917
South Dakota															
Dakota Ridge Family Hsg Annex	AF Active	Rapid City		57701			201	422,814	50		36.1				
Ellsworth AFB	AF Active	Box Elder	605-385-5056	57706	780	6,524,418	251	1,177,843	7,289	6,196	1,864.5	3,355	402	0	3,757
Joe Foss Field ANG	Air Natl Guard	Sioux Falls	605-988-5700	57104	37	412,866			214		105.8	1,029	0	0	1,029
OTHER SITE(S) ¹ : 20					9	67,902	4	67,470	2,603	2,531	29.4	474	4	0	478
South Dakota Total:					826	7,005,186	456	1,668,127	10,156	8,727	2,035.7	4,858	406	0	5,264
Tennessee															
Def Depot Memphis	Army Active	Memphis		38114	53	3,943,916			642	642	405.0				

¹ US Locations that do not meet criteria of at least ten (10) Acres AND at least \$10M PRV. US Territories and Non-US Locations that do not meet criteria of at least ten (10) Acres OR at least \$10M PRV.

DEPARTMENT OF DEFENSE
Base Structure Report - As Of 30 Sept 04

SITE	COMPONENT	NAME NEAREST CITY	PHONE	ZIP CODE	BLDGS OWNED	BLDGS OWNED SQFT	BLDGS LEASED	BLDGS LEASED SQFT	TOTAL ACRES	ACRES OWNED	PRV (\$M)	MIL	CIV	OTHER	TOTAL
Fort Campbell	Army Active	Clarksville		42223	694	5,608,728			68,604	68,567	2,027.7	0	12	0	12
Holston AAP	Army Active	Kingsport	423-578-6000	37660	429	2,359,238			6,117	6,024	1,107.8	2	19	175	196
Milan AAP	Army Active	Milan	901-686-6087	38358	1,475	3,835,084			22,357	22,357	1,178.7	2	21	2	25
Volunteer AAP	Army Active	Chattanooga	423-855-7109	37422	83	440,936			2,605	2,605	182.1	0	0	315	315
VTS Milan	Army Guard	Milan	901-783-3501		76	226,410			2,568	2,568	48.6	92	32	6	130
VTS Symrna	Army Guard	Smyrna	615-355-3644		58	532,311			830	830	111.1	775	200	300	1,275
Lyell AFRC/AMSA #153(G)	Army Reserve	Nashville	615-353-2511	37209	6	103,470			14	14	17.1	846	31	0	877
NSA Memphis USARC	Army Reserve	Memphis		38054			6	142,459	20		21.2	1,336	15	0	1,351
Arnold Air Station	AF Active	Manchester	931-454-3000	37389	308	2,799,490			39,081	39,080	2,494.8	93	189	0	282
McGhee Tyson Airport	Air Natl Guard	Alcoa	865-985-3200	37777	62	713,851			346		179.2	1,251	15	0	1,266
Memphis IAP	Air Natl Guard	Oakville	901-541-7111	38118	30	352,575	2	32,100	102		99.6	1,279	0	0	1,279
Nashville IAP	Air Natl Guard	Nashville	6/5-399-5410	37217	33	316,348			88		76.9	1,293	0	0	1,293
NAVSUPACT Midsouth Memphis	Navy Active	Millington	901-874-5111	38054	579	3,650,075			1,871	1,479	747.2	2,180	721	0	2,901
NSA Midsouth Memphis (NSWC Carderock Div)	Navy Active	Memphis			5	467,579			147	61	76.8				
OTHER SITE(S) ¹ : 17					70	454,472	1	33,735	577	530	86.3	3,342	80	0	3,422
Tennessee Total:					3,961	25,804,483	9	208,294	145,969	144,758	8,860.1	12,491	1,335	798	14,624

Texas

Camp Bullis	Army Active	Leon Springs	DSN 471-1110	78257	248	347,342			27,993	27,993	110.3	850	2	36	888
Fort Bliss	Army Active	El Paso	915-568-2121	79916	3,065	14,923,512	302	560,139	122,127	122,127	3,597.2	13,060	2,184	2,923	18,167
Fort Hood	Army Active	Killeen	254-287-2131	76544	1,840	18,692,580	320	883,595	214,778	214,770	5,244.1	42,391	3,343	4,391	50,125
Fort Sam Houston	Army Active	San Antonio	210-221-1211	78234	1,366	11,266,114	1	64,480	3,106	3,106	1,851.4	12,098	4,018	2,590	18,706
Lone Star AAP	Army Active	Texarkana	903-838-5351	75505	876	3,264,503			15,699	15,699	928.8	2	18	0	20
Longhorn AAP	Army Active	Marshall	214-679-2100	75671	372	1,082,118			8,493	8,492	243.6				
Red River Army Depot	Army Active	Texarkana	903-334-2141	75507	1,126	7,555,378	18	173,594	18,316	18,316	1,649.2	158	1,820	1,102	3,080
Stanley Camp Stor Actv	Army Active	San Antonio		75507	185	679,449			4,000	4,000	151.6	1	96	13	110
Addicks (New)	Army Guard	Houston	281-496-3228		3	80,915			26	26	12.4	564	8	0	572
Camp Swift	Army Guard	Bastrop	512-321-2497		84	209,930			11,659	11,659	49.3	58	6	5	69
Fort Wolters	Army Guard	Mineral Wells	940-325-4580		50	101,546			3,989	3,989	35.9	134	7	139	280
Saginaw	Army Guard	Saginaw	817-232-9516		25	388,509			149	149	59.8	0	58	148	206
Temple	Army Guard	Temple	254-778-6553		6	63,841			20	20	17.3	376	7	0	383
Austin Memorial AFRC	Army Reserve	Austin	512-459-0290	78731	3	71,774			13	11	11.3	460	20	0	480
Conroe USARC/ASF 62	Army Reserve	Conroe	409-539-3994	77303	5	105,143			44		34.6	438	73	0	511
Grand Prairie Reserve Complex	Army Reserve	Grand Prairie		75051	39	553,347			68	68	83.9	1,081	16	0	1,097
Houston USARC #2	Army Reserve	Houston	713-466-7955	77041	4	70,209			12	12	10.6	796	30	0	826
Seagoville USARC	Army Reserve	Seagoville	972-287-8356	75159	9	128,840			206	206	29.1	1,054	47	0	1,101
Air Force Plant No 4	AF Active	Fort Worth			73	5,559,962			727	636	1,061.9	10	8	0	18
Brooks City Base	AF Active	San Antonio	210-536-1110	78235			140	1,838,842	280		323.8	1,106	1,147	0	2,253
Camp Bullis Training Annex	AF Active	San Antonio			10	109,181	2	4,472	47	47	22.3	46	0	0	46
Dyess AFB	AF Active	Abilene	915-696-2864	79607	1,012	4,806,382			6,342	5,304	1,383.0	5,390	350	0	5,740

¹ US Locations that do not meet criteria of at least ten (10) Acres AND at least \$10M PRV. US Territories and Non-US Locations that do not meet criteria of at least ten (10) Acres OR at least \$10M PRV.

DEPARTMENT OF DEFENSE
Base Structure Report - As Of 30 Sept 04

SITE	COMPONENT	NAME NEAREST CITY	PHONE	ZIP CODE	BLDGS OWNED	BLDGS OWNED SQFT	BLDGS LEASED	BLDGS LEASED SQFT	TOTAL ACRES	ACRES OWNED	PRV (\$M)	MIL	CIV	OTHER	TOTAL
Goodfellow 801 Leased Hsg Annex	AF Active	San Angelo					90	276,810	40		19.1				
Goodfellow AFB	AF Active	San Angelo	915-654-3231	76908	204	2,269,288			1,119	1,117	482.0	1,616	518	0	2,134
Hondo Municipal Airport	AF Active	San Antonio			7	1,968	1	33,800	867		98.5				
Kelly Field Annex	AF Active	San Antonio	210-925-1110	78241	135	2,117,399			2,789	2,134	634.6	912	0	0	912
Lackland AFB	AF Active	San Antonio	210-671-1110	78236	767	10,119,509			2,719	2,712	1,925.4	13,789	4,206	0	17,995
Lackland Training Annex	AF Active	San Antonio	210-673-0562	78055	296	1,408,373			4,017	4,017	324.0	1	0	0	1
Laughlin AFB	AF Active	Del Rio	830-298-3511	78843	501	2,474,245			4,524	4,106	659.6	1,001	890	0	1,891
Laughlin AFB Aux 1	AF Active	Spofford			6	3,746			724	403	16.8				
Lonestar Pecos Electronic Scoring Site	AF Active	Pecos			2	8,973			25	25	26.9	0	2	0	2
Randolph AFB	AF Active	Universal City	210-652-1110	78150	677	5,485,423			3,129	2,894	1,153.6	3,204	5,331	0	8,535
Seguin AF Auxiliary Field	AF Active	Seguin		78155	5	3,962			961	961	47.3				
Sheppard AFB	AF Active	Wichita Falls	940-676-2511	76311	1,136	9,276,025			5,719	4,640	2,047.1	3,410	1,315	0	4,725
Ellington Field	Air Natl Guard	Genoa	281-929-2110	77034	53	526,047	1	1,023	190	190	109.9	1,083	0	0	1,083
Henlsey Field ANG	Air Natl Guard	Grand Prairie			5	56,069			23		10.0				
NAS Corpus Christi	Navy Active	Corpus Christi	361-961-2811	78419	276	5,352,949			4,575	4,083	1,517.0	2,314	589	0	2,903
NAS Kingsville	Navy Active	Kingsville	361-516-6136	78363	134	1,166,488			6,910	3,243	488.9	321	136	0	457
NAS Kingsville (ALF Orange)	Navy Active	Orange Grove			10	13,915			1,596	1,373	67.5	38	0	0	38
NAS Kingsville (Dixie Target Range)	Navy Active	Tilden			10	21,499			7,825	6,761	22.0				
NS Ingleside	Navy Active	Ingleside	361-776-4200	78362	87	810,151	4	7,646	1,070	1,065	231.2	613	161	0	774
NWIRP Dallas	Navy Active	Dallas			85	4,527,064			315	315	1,021.8				
NWIRP McGregor	Navy Active	McGregor		79916	202	843,356			4,366	4,331	290.0				
NAS Dallas CSO	Caretaker	Dallas		75211	78	573,571	3	10,836	732	51	259.3	506	20	0	526
NAS JRB Fort Worth	Navy Reserve	Fort Worth	817-782-5000	76127	291	2,787,031			70		758.5	5,114	247	0	5,361
OTHER SITE(S) ¹ : 107					918	13,916,569	257	5,632,301	18,354	15,205	960.6	14,676	3,458	464	18,598
Texas Total:					16,286	133,824,195	1,139	9,487,538	510,751	496,255	30,083.1	128,671	30,131	11,811	170,613

Utah

Deseret Chemical Depot	Army Active	Tooele	435-833-4573	84071	323	1,370,842			19,364	19,362	490.8	1	308	4	313
Dugway Proving Ground	Army Active	Salt Lake	435-831-2151	84022	610	2,303,280	1	2,880	798,214	798,214	1,150.0	63	584	165	812
Green River Test Complex	Army Active	Green River		88002	24	47,704			3,628	1,619	40.3				
Tooele Army Depot	Army Active	Tooele	435-833-3211	84074	1,044	2,534,346	45	769,478	23,611	23,063	1,341.5	24	491	77	592
Fort Douglas AFRC Complex	Army Reserve	Salt Lake City	801-736-4223	84113	21	403,097	3	20,290	54	54	82.1	1,427	100	23	1,550
Ogden Maintenance Center 269	Army Reserve	Ogden		84404	4	132,173			12	12	23.4	216	1	0	217
Ogden Storage Facility 11-C	Army Reserve	Ogden		84404	1	281,700			28	28	36.4				
Hill AFB	AF Active	Clearfield	801-777-7221	84056	1,325	14,376,028			6,999	6,795	3,496.8	6,790	10,201	0	16,991
Little Mountain Test Annex	AF Active	Ogden			18	120,055			740	731	43.9	1	0	0	1
Utah Test and Training Range North	AF Active	Wendover		84083	80	410,811			366,539	351,335	167.0				
Utah Test and Training Range South Utah	AF Active	Wendover		84083	33	27,350			572,753	572,752	28.4				
Salt Lake City IAP ANG	Air Natl Guard	Salt Lake City	801-595-2200	84116	51	447,876			135		119.1	1,549	2	0	1,551
NSA Monterey (Det Magna Utah)	Navy Active	Magna			133	482,451			522	518	136.3	1	0	0	1

¹ US Locations that do not meet criteria of at least ten (10) Acres AND at least \$10M PRV. US Territories and Non-US Locations that do not meet criteria of at least ten (10) Acres OR at least \$10M PRV.

DEPARTMENT OF DEFENSE
Base Structure Report - As Of 30 Sept 04

SITE	COMPONENT	NAME NEAREST CITY	PHONE	ZIP CODE	BLDGS OWNED	BLDGS OWNED SQFT	BLDGS LEASED	BLDGS LEASED SQFT	TOTAL ACRES	ACRES OWNED	PRV (\$M)	MIL	CIV	OTHER	TOTAL
OTHER SITE(S) ¹ : 79					57	304,873	9	71,393	572	539	83.3	3,482	86	691	4,259
Utah Total:					3,724	23,242,586	58	864,041	1,793,171	1,775,022	7,239.4	13,554	11,773	960	26,287
<u>Vermont</u>															
NG Ethan Allen AFB (MTA)	Army Guard	Colchester	800-432-9328		37	217,216	3	616	667	667	47.7	280	4	0	284
South Burlington	Army Guard	South Burlington			2	4,360	2	61,214	14	14	14.6	137	1	0	138
TS Ethan Allen Range	Army Guard	Jericho	800-432-9328		57	261,588			11,219	11,219	86.3	501	11	11	523
Burlington IAP (ANG)	Air Natl Guard	So Burlington	802-660-5215	05403	40	397,017			231		116.1	1,059	0	0	1,059
OTHER SITE(S) ¹ : 7					9	77,938	5	134,194	26	23	36.2	606	5	0	611
Vermont Total:					145	958,119	10	196,024	12,157	11,923	300.9	2,583	21	11	2,615
<u>Virgin Islands</u>															
NAVACT Puerto Rico (3 D UTR/St Croix-AFWTF)	Navy Active	Frederiksted			5	21,512			14	14	27.8				
NAVACT Puerto Rico (Crown Mt/St Thom-AFWTF)	Navy Active	Charlotte Amalie			9	20,207			27	27	5.8				
NAVACT Puerto Rico (Sg Hill/St Croix-AFWTF)	Navy Active	Frederiksted			6	7,104			11	11	8.0				
OTHER SITE(S) ¹ : 1					4	16,332			9	9	4.3				
Virgin Islands Total:					24	65,155	0	0	60	60	45.8	0	0	0	0
<u>Virginia</u>															
Arlington National Cemetery	Army Active	Arlington	703-697-3175		27	165,944			625	625	48.2				
Big Bethel Reservoir	Army Active	Hampton		23666	12	35,293			499	454	162.5				
Def Gen Supply Center	Army Active	Richmond		23297	100	6,001,771			633	605	755.0	41	4	71	116
Fort A P Hill	Army Active	Bowling Green	804-633-8710	22427	476	1,111,239			75,905	75,794	538.4	421	239	343	1,003
Fort Belvoir	Army Active	Alexandria	703-545-6700	22060	516	7,954,402	5	30,970	8,656	8,656	2,215.1	4,687	4,748	7,300	16,735
Fort Eustis	Army Active	Newport News	757-878-1212	23604	666	6,727,589			8,228	8,227	1,535.2	8,666	2,453	1,432	12,551
Fort Lee	Army Active	Petersburg	804-734-4556	23801	1,098	7,526,872			5,574	5,496	1,326.7	8,903	1,508	1,449	11,860
Fort Monroe	Army Active	Hampton	788-727-1110	23651	299	2,098,661			570	570	370.6	743	1,671	329	2,743
Fort Myer	Army Active	Arlington	703-545-6700	22211	155	2,353,054			243	243	438.2	1,789	527	707	3,023
Fort Story	Army Active	Norfolk	788-422-7305	23459	253	1,154,720	3	4,292	1,451	1,446	307.7	934	19	96	1,049
Radford AAP	Army Active	Radford	540-639-7631	24143	1,127	4,134,389			6,901	6,883	1,404.3	6	99	3	108
Rivanna Station	Army Active	Charlottesville		22060	1	260,000			29	29	56.9	73	620	0	693
AASF Byrd Field	Army Guard	Sandston	804-236-6000		9	65,081			93	93	25.1	300	62	0	362
Army Guard Readiness Center	Army Guard	Arlington	703-607-7010		3	263,710			15	15	44.1	375	275	989	1,639
Fort Pickett ARNG-MTC	Army Guard	Blackstone	804-298-6283		549	2,315,912			42,276	42,273	879.2	1,130	232	501	1,863
Sandston Armory	Army Guard	Sandston	804-328-3037		5	70,090			29	29	10.7	285	16	0	301
Marcella / Butler Farms USARC	Army Reserve	Hampton		23666	16	33,657			26	21	10.2	204	0	0	204
Langley AFB	AF Active	Hampton	757-764-1110	23665	445	5,213,536	6	67,307	3,152	2,883	1,324.4	9,005	1,917	0	10,922
Langley Family Hsg Annex	AF Active	Poquoson		23662	460	1,930,318			288	285	210.6				

¹ US Locations that do not meet criteria of at least ten (10) Acres AND at least \$10M PRV. US Territories and Non-US Locations that do not meet criteria of at least ten (10) Acres OR at least \$10M PRV.

DEPARTMENT OF DEFENSE
Base Structure Report - As Of 30 Sept 04

SITE	COMPONENT	NAME NEAREST CITY	PHONE	ZIP CODE	BLDGS OWNED	BLDGS OWNED SQFT	BLDGS LEASED	BLDGS LEASED SQFT	TOTAL ACRES	ACRES OWNED	PRV (\$M)	MIL	CIV	OTHER	TOTAL
Camp Pendleton Military Reservation (ANG)	Air Natl Guard	Virginia Beach		23458	7	69,528			62		14.9	225	0	0	225
Richmond IAP (Byrd Field)	Air Natl Guard	Sandston	804-236-6000	23150	62	290,421			143		81.9	1,063	0	0	1,063
HQBN HQMC Arlington	USMC Active	Arlington	703-614-1235	22214	9	105,635			24	24	82.8	4,858	1,168	0	6,026
MCB Quantico	USMC Active	Quantico	703-784-2121	22134	1,337	7,060,168			60,534	60,530	1,704.8	6,095	3,084	0	9,179
AFEXPTRACT Camp Peary	Navy Active	Williamsburg		23185	33	126,039	1	250	9,276	9,271	17.0	526	43	0	569
NAS Oceana	Navy Active	Virginia Beach	757-444-2366	23460	669	8,355,168	1	80	13,406	6,496	2,143.8	10,486	1,104	0	11,590
NAS Oceana (ALF Fentress Chesapeake)	Navy Active	Virginia Beach			10	18,881			6,168	4,711	59.8				
NAVMEDCEN Portsmouth	Navy Active	Portsmouth	757-953-5000	23708	29	2,259,543			111	111	541.1	2,531	1,576	0	4,107
NAVPHIBASE Little Creek	Navy Active	Norfolk	757-444-0000	23521	887	5,679,856	36	42,759	2,409	2,402	1,182.6	7,828	1,176	1	9,005
NAVPHIBASE Little Creek (Wallops Island VA)	Navy Active	Wallops Island		23337	86	352,746			74	73	88.1	96	40	0	136
NAVSUPPACT Norfolk	Navy Active	Norfolk			791	4,740,071			925	923	601.7	60,251	9,903	4	70,158
NAVSUPPACT Norfolk (Northwest Chesapeake)	Navy Active	Chesapeake			175	740,258			3,798	2,801	192.4	189	48	0	237
NS Norfolk	Navy Active	Norfolk	757-444-0000	23505	930	17,917,836	1	637	3,980	3,974	4,114.9	955	901	0	1,856
NS Norfolk (Craney Island)	Navy Active	Portsmouth			22	122,736			919	917	249.8				
NSA Norfolk NSY	Navy Active	Portsmouth		23709	309	7,354,773			1,295	1,281	1,952.2	1,032	8,240	0	9,272
NSA Norfolk NSY (Stanley Court/NNSY)	Navy Active	Norfolk			81	163,366			16	16	16.1				
NSA Norfolk NSY (St Helena Norfolk)	Navy Active	Norfolk			2	1,044			12	12	34.9				
NSA Wash (Arlington Service Ctr)	Navy Active	Arlington			16	285,257			31	31	53.8	811	2,651	0	3,462
NSA Wash (NSWC Dahlgren)	Navy Active	Dahlgren		22448	632	3,206,346			2,677	2,677	793.0	410	3,958	0	4,368
NSA Wash (Pumpkin Neck)	Navy Active	King George			19	32,360			1,641	1,641	10.7				
WPNSUPPFAC Yorktown	Navy Active	Yorktown		23691	829	4,136,937			10,748	10,747	1,100.6	826	328	0	1,154
WPNSUPPFAC Yorktown (Cheatham Annex)	Navy Active	Williamsburg			197	3,082,583			3,146	3,144	554.1				
OTHER SITE(S) ¹: 61					212	1,809,098	170	1,472,511	3,079	3,066	597.2	5,127	632	0	5,759
Virginia Total:					13,561	117,326,887	223	1,618,806	279,668	269,475	27,851.2	140,871	49,242	13,225	203,338

Wake Islands

Wake Island Airfield	AF Active	Agana			126	481,543			2,600	2,600	588.4				
Wake Islands Total:					126	481,543	0	0	2,600	2,600	588.4	0	0	0	0

Washington

Bonneville Camp	Army Active	Vancouver		98687	51	58,194			3,840	3,020	20.8				
Fort Lewis	Army Active	Tacoma	253-967-1110	98433	1,575	15,633,018	30	534,684	86,041	84,358	5,158.4	21,893	2,946	3,093	27,932
Yakima Training Center	Army Active	Yakima	509-577-3206	98901	191	782,526			323,426	323,249	364.5	499	20	79	598
Kent	Army Guard	Kent	253-945-1831		9	86,611			15	15	15.4	680	7	2	689
AMSA 137 (Marine)	Army Reserve	Tacoma	253-383-3577	98421	1	25,200			11		10.7	0	16	0	16
Fort Lawton USAR Complex	Army Reserve	Seattle	206-281-3100	98199	8	190,868			58	58	46.2	918	82	0	1,000

¹ US Locations that do not meet criteria of at least ten (10) Acres AND at least \$10M PRV. US Territories and Non-US Locations that do not meet criteria of at least ten (10) Acres OR at least \$10M PRV.

DEPARTMENT OF DEFENSE
Base Structure Report - As Of 30 Sept 04

SITE	COMPONENT	NAME NEAREST CITY	PHONE	ZIP CODE	BLDGS OWNED	BLDGS OWNED SQFT	BLDGS LEASED	BLDGS LEASED SQFT	TOTAL ACRES	ACRES OWNED	PRV (\$M)	MIL	CIV	OTHER	TOTAL
SSG Joe R Hooper USARC	Army Reserve	Bothell	425-487-1380	98021	7	101,749			42	42	23.0	252	7	0	259
Vancouver Barracks	Army Reserve	Vancouver	360-696-0512	98661	51	382,073			53	53	73.2	1,017	33	0	1,050
Fairchild AFB	AF Active	Airway Heights	509-247-1212	99011	1,235	6,061,704			5,823	4,502	1,735.7	3,878	452	0	4,330
McChord AFB	AF Active	Tacoma	253-982-1910	98438	884	5,765,654			4,639	4,537	1,683.4	6,529	715	0	7,244
Mukilteo Defense Fuel Support Point	AF Active	Everett		98207	12	24,404			21	21	46.7				
Spokane Family Hsg Annex	AF Active	Spokane		99205	132	307,597			89	81	37.5				
Camp Murray ANG	Air Natl Guard	Tacoma	253-512-8000	98430	23	156,649			43		33.8	15	0	0	15
Four Lakes Communications Station (ANG)	Air Natl Guard	Cheney		99004	16	68,356			156	63	16.9	129	0	0	129
Paine Field ANG	Air Natl Guard	Everett		98204	10	47,708			15	15	11.3	143	0	0	143
Spokane IAP ANG	Air Natl Guard	Spokane	509-458-5445	99219	14	103,092	4	89,617	79	44	48.4	139	0	0	139
NAS Whidbey Island	Navy Active	Oak Harbor	360-257-2211	98278	383	3,464,090			4,362	4,210	1,302.6	8,607	286	0	8,893
NAS Whidbey Island (OLF Coupeville)	Navy Active	Coupeville			9	8,828			1,014	664	29.9				
NAS Whidbey Island (Sea Plane Base)	Navy Active	Oak Harbor			916	2,668,159			2,785	2,772	489.5				
NAVBASE Kitsap (Bremerton RR)	Navy Active	Bremerton							655	654	32.8				
NAVBASE Kitsap (Bremerton)	Navy Active	Bremerton			146	2,618,705	1	16,170	136	133	908.8	4,508	9,829	0	14,337
NAVBASE Kitsap (Jackson Park Hsg)	Navy Active	Bremerton			447	1,375,239			160	158	164.9				
NAVBASE Kitsap (Keyport NUWC)	Navy Active	Keyport		98345	196	1,335,002			338	336	489.7	34	1,497	0	1,531
NAVBASE Kitsap (Manchester WA)	Navy Active	Bremerton			27	85,115			234	234	442.7				
NAVBASE Kitsap (Shipyard Puget Sound)	Navy Active	Bremerton			121	3,809,803			570	570	1,719.3	74	47	0	121
NAVMAG Indian Island	Navy Active	Port Townsend		98339	198	509,167			2,716	2,716	236.4	7	58	0	65
NH Bremerton	Navy Active	Bremerton	360-475-4000	98312	17	378,188			49	49	126.3	690	374	0	1,064
NS Everett	Navy Active	Everett	425-304-3000	98207	47	780,930	4	6,681	213	213	350.2	6,123	22	0	6,145
NS Everett (Fort Lawton Magnolia)	Navy Active	Seattle			67	169,629			33	33	17.7				
NS Everett (Jim Creek)	Navy Active	Oso			46	140,874			4,901	4,797	119.3	5	0	0	5
NS Everett (Marysville)	Navy Active	Marysville			12	276,567			52	52	65.8				
NS Everett (Pacific Beach)	Navy Active	Pacific Beach			45	196,280			53	53	37.2				
SUBASE Bangor	Navy Active	Bangor	360-396-4840	98315	977	7,175,590			7,206	7,189	2,469.4	4,786	1,546	0	6,332
NS Puget Sound CSO	Caretaker	Seattle			56	1,570,609	1	12,450	157	152	294.8	151	13	0	164
NMCRRC Spokane	Navy Reserve	Spokane		99205	10	67,504			23	23	13.3	477	0	0	477
OTHER SITE(S) ¹: 69					219	763,478	7	94,038	756,232	507,518	219.8	5,756	854	304	6,914
Washington Total:					8,158	57,189,160	47	753,640	1,206,239	952,584	18,856.3	67,310	18,804	3,478	89,592
West Virginia															
Eleanor Maintenance Complex	Army Guard	Red House	304-586-2501		1	174,000	1	130,000	42	42	37.7	157	5	1	163
Big Bend USARC / OMS	Army Reserve	Grantsville		26136	2	19,244			13	13	19.7	37	1	0	38
Charleston AFRC / AMSA #107	Army Reserve	South Charleston	304-776-2115	25313	2	71,150			12	12	13.2	181	26	0	207
EWVRA Shepherd Field ANG	Air Natl Guard	Martinsburg	304-262-5100	25401	33	352,372			207		97.0	1,284	0	0	1,284

¹ US Locations that do not meet criteria of at least ten (10) Acres AND at least \$10M PRV. US Territories and Non-US Locations that do not meet criteria of at least ten (10) Acres OR at least \$10M PRV.

DEPARTMENT OF DEFENSE
Base Structure Report - As Of 30 Sept 04

SITE	COMPONENT	NAME NEAREST CITY	PHONE	ZIP CODE	BLDGS OWNED	BLDGS OWNED SQFT	BLDGS LEASED	BLDGS LEASED SQFT	TOTAL ACRES	ACRES OWNED	PRV (\$M)	MIL	CIV	OTHER	TOTAL
Yeager Airport ANG	Air Natl Guard	Charleston	304-341-6126	25311	29	319,022			269	34	80.0	1,024	0	0	1,024
Allegany Ballistics Lab	Navy Active	Keyser			164	935,364			1,785	1,639	312.3				
NAVSECGRUACT Sugar Grove	Navy Active	Sugar Grove		26815	106	384,671			647	592	135.5	191	82	0	273
OTHER SITE(S) ¹: 32					74	745,840			759	667	157.9	2,533	107	2	2,642
West Virginia Total:					411	3,001,663	1	130,000	3,733	2,998	853.3	5,407	221	3	5,631
Wisconsin															
Badger AAP	Army Active	Baraboo	608-356-5550	53913	1,388	4,115,039			7,378	7,354	1,180.7				
Denis J. Murphy USARC/AMSA/OMS	Army Reserve	Green Bay	920-336-6576	54304	2	58,023			15	15	12.7	300	21	0	321
Fort McCoy	Army Reserve	Sparta	608-388-2407	54656	1,175	5,771,322	81	245,207	127,730	127,190	1,648.0	1,436	1,262	697	3,395
West Silver Spring Complex	Army Reserve	Milwaukee	414-438-6169	53218	23	312,334			127	127	64.1	1,633	65	6	1,704
General Mitchell IAP (ANG)	Air Natl Guard	Milwaukee	414-944-8410	53207	24	296,891			72		96.9	904	0	0	904
Truax Field	Air Natl Guard	Madison	608-245-4300	53704	51	689,885			130	35	187.9	1,082	0	0	1,082
Volk Field	Air Natl Guard	Camp Douglas	608-427-1210	54618	138	582,970			2,402	11	251.0	342	4	0	346
General Mitchell IAP (ARS)	AF Reserve	Milwaukee	414-482-5000	53207	76	416,925			103	102	134.7	1,386	150	0	1,536
NS Great Lakes (NRTF Clam Lake Wi)	Navy Active	Ashland			7	30,403			127	127	17.0				
OTHER SITE(S) ¹: 36					57	543,872	14	107,413	8,095	136	140.2	3,635	68	0	3,703
Wisconsin Total:					2,941	12,817,664	95	352,620	146,178	135,096	3,733.3	10,718	1,570	703	12,991
Wyoming															
Francis E Warren AFB	AF Active	Cheyenne	307-773-1110	82005	951	5,141,011			37,042	7,879	2,396.9	3,516	491	0	4,007
Cheyenne Municipal Airport ANG	Air Natl Guard	Cheyenne	307-772-6110	82009	29	347,285			719		96.8	1,173	12	0	1,185
OTHER SITE(S) ¹: 13					9	31,039	2	22,695	10,466	9,483	15.1	436	21	3	460
Wyoming Total:					989	5,519,335	2	22,695	48,227	17,362	2,508.8	5,125	524	3	5,652
US/US Territories:					263,489	1,865,888,209	8,437	49,933,326	29,132,145	28,104,086	530,725.8	1,643,087	450,501	121,903	2,215,491

¹ US Locations that do not meet criteria of at least ten (10) Acres AND at least \$10M PRV. US Territories and Non-US Locations that do not meet criteria of at least ten (10) Acres OR at least \$10M PRV.

DEPARTMENT OF DEFENSE
Base Structure Report - As Of 30 Sept 04

SITE	COMPONENT	NAME NEAREST CITY	PHONE	ZIP CODE	BLDGS OWNED	BLDGS OWNED SQFT	BLDGS LEASED	BLDGS LEASED SQFT	TOTAL ACRES	ACRES OWNED	PRV (\$M)	MIL	CIV	OTHER	TOTAL
Antigua															
Antigua Air Station	AF Active	Barnes Hill			38	118,959			164		117.4	2	0	0	2
Antigua Total:					38	118,959	0	0	164	0	117.4	2	0	0	2
Aruba															
OTHER SITE(S)¹ : 1							1	3,200			0.8	4	0	0	4
Aruba Total:					0	0	1	3,200	0	0	0.8	4	0	0	4
Australia															
NAVCOMMSTA H E Holt Exmouth	Navy Active	Northwest Cape			88	488,599			18,093		313.9	50	1	0	51
OTHER SITE(S)¹ : 3							43	35,673			6	9.0			
Australia Total:					131	524,272	0	0	18,099	0	323.0	50	1	0	51
Bahamas															
NUSWC DET Autec Andros	Navy Active	Andros Island		34058	160	604,906			539		331.9	21	0	0	21
Bahamas Total:					160	604,906	0	0	539	0	331.9	21	0	0	21
Bahrain															
NAVSUPPACT Bahrain	Navy Active	Bahrain Island			189	948,548	2	3,613	66		214.7	2,118	78	107	2,303
NAVSUPPACT Bahrain (Aviation Unit Muharraq)	Navy Active	Manama			12	24,214	2	67,350			21.4				
NAVSUPPACT Bahrain (Banz Wrhs Compound)	Navy Active	Al Jufayr			1	480	9	408,729			43.4				
NAVSUPPACT Bahrain (Dependent School)	Navy Active	Al Jufayr					22	295,955	25		59.3				
NAVSUPPACT Bahrain (Mina Sulman Pier Area)	Navy Active	Al Jufayr			5	2,289	1	63,036			12.1				
OTHER SITE(S)¹ : 4							28	11,101			5.1				
Bahrain Total:					235	986,632	38	854,434	91	0	356.0	2,118	78	107	2,303
Belgium															
Brussels	Army Active	Brussels		1000			18	172,777	5		33.9	113	73	417	603
Chateau Gendebien	Army Active	Mons		7000	1	354	5	26,295	20		5.1	20	0	0	20
Chievres Airbase	Army Active	Ath		7950	44	160,072	39	303,946	1,012		264.2	53	18	350	421
Daumerie Caserne	Army Active	Ath		7950	5	1,938	30	230,023	26		59.5	88	93	134	315
Mons	Army Active	Mons		7000	1	7,112	64	510,530	29		59.1				
SHAPE Headquarters	Army Active	Mons		7010	3	39,536	38	525,059			124.9	566	133	333	1,032
Sterrebeek Dependent School	Army Active	Sterrebeek		1933	9	87,236			16	16	23.8	14	4	47	65
Florennes Air Base	AF Active	Florennes			9	154,045					37.2	7	0	0	7
Kleine Brogel Air Base	AF Active	Kleine Brogel	011-032-11-63-2		10	22,045			1		10.8	133	0	1	134

¹ US Locations that do not meet criteria of at least ten (10) Acres AND at least \$10M PRV. US Territories and Non-US Locations that do not meet criteria of at least ten (10) Acres OR at least \$10M PRV.

DEPARTMENT OF DEFENSE
Base Structure Report - As Of 30 Sept 04

SITE	COMPONENT	NAME NEAREST CITY	PHONE	ZIP CODE	BLDGS OWNED	BLDGS OWNED SQFT	BLDGS LEASED	BLDGS LEASED SQFT	TOTAL ACRES	ACRES OWNED	PRV (\$M)	MIL	CIV	OTHER	TOTAL
OTHER SITE(S)¹ : 9					8	5,428	36	71,435	9		13.9	121	0	2	123
Belgium Total:					90	477,766	230	1,840,065	1,118	16	632.5	1,115	321	1,284	2,720
Br Indian Ocean Territories															
NAVSUPPFAC Diego Garcia IO	Navy Active	Diego Garcia Naval		96595	603	2,278,664			7,000		2,273.3	463	2	56	521
Br Indian Ocean Territories Total:					603	2,278,664	0	0	7,000	0	2,273.3	463	2	56	521
Canada															
OTHER SITE(S)¹ : 2							1	144	1		0.0				
Canada Total:					0	0	1	144	1	0	0.0	0	0	0	0
Colombia															
OTHER SITE(S)¹ : 6					45	37,790			13		18.4	7	1	0	8
Colombia Total:					45	37,790	0	0	13	0	18.4	7	1	0	8
Cuba															
NS Guantanamo Bay	Navy Active	Guantanamo Bay		09593	1,360	5,385,527			28,821		1,716.1	564	144	133	841
Cuba Total:					1,360	5,385,527	0	0	28,821	0	1,716.1	564	144	133	841
Denmark															
Karup Air Base	AF Active	Karup									101.0	4	0	0	4
OTHER SITE(S)¹ : 2							5	9,911			1.1	2	0	0	2
Denmark Total:					0	0	5	9,911	0	0	102.1	6	0	0	6
Ecuador															
OTHER SITE(S)¹ : 1					23	172,278					0.0	13	0	0	13
Ecuador Total:					23	172,278	0	0	0	0	0.0	13	0	0	13
Egypt															
NAVMEDRSCHU Three Cairo	Navy Active	Cairo		09835	20	94,462	24	62,725	3		50.3	69	3	0	72
Egypt Total:					20	94,462	24	62,725	3	0	50.3	69	3	0	72
France															
Istres Air Base	AF Active	Istres					1	361,671	1		85.5				
France Total:					0	0	1	361,671	1	0	85.5	0	0	0	0
Germany															
AG Pub & Tng Aids Ctr	Army Active	Frankfurt Main		09175			5	351,681	10		54.4	1	10	60	71

¹ US Locations that do not meet criteria of at least ten (10) Acres AND at least \$10M PRV. US Territories and Non-US Locations that do not meet criteria of at least ten (10) Acres OR at least \$10M PRV.

DEPARTMENT OF DEFENSE
Base Structure Report - As Of 30 Sept 04

SITE	COMPONENT	NAME NEAREST CITY	PHONE	ZIP CODE	BLDGS OWNED	BLDGS OWNED SQFT	BLDGS LEASED	BLDGS LEASED SQFT	TOTAL ACRES	ACRES OWNED	PRV (\$M)	MIL	CIV	OTHER	TOTAL
Alvin York Vil Fam Hsg	Army Active	Bad Nauheim		09074	23	672,329			23		90.4	0	0	44	44
Amberg Fam Hsg	Army Active	Amberg		09112	1	268	9	263,238	8		28.8	0	0	21	21
Amelia Earhart Hotel	Army Active	Wiesbaden		09096	1	155	1	216,207	6		47.5	6	271	176	453
American Arms Hotel	Army Active	Wiesbaden		09096			4	292,126	5		64.2	12	2	383	397
Anderson Barracks	Army Active	Dexheim		09096	35	160,896	20	230,760	105		132.6	928	2	3	933
Ansbach	Army Active	Ansbach		09177			114	591,720	11		62.1				
Argonner Kaserne	Army Active	Hanau		09165	7	140,886	27	659,157	51		135.8	0	117	218	335
Armstrong Barracks	Army Active	Buedingen		09076	9	27,972	27	446,149	59		141.2	769	8	53	830
Armstrong Village Fam Hsg	Army Active	Buedingen		09076	3	9,087	15	371,754	16		53.0	0	0	29	29
Artillery Kaserne	Army Active	Garmisch		09053	6	10,659	29	465,245	37		117.9	27	36	457	520
Aschaffenburg Fam Hsg	Army Active	Aschaffenburg		09175	1	6,269	28	747,526	59		101.0	0	1	4	5
Aschaffenburg Tng Areas (8)	Army Active	Aschaffenburg		09175	11	18,192	23	34,592	3,456		19.8				
Askren Manor Fam Hsg	Army Active	Schweinfurt		09033	16	30,065	60	1,479,974	73		221.1	0	38	172	210
Aukamm Hsg Area	Army Active	Wiesbaden		09096	2	47,223	111	1,283,045	93		193.7	0	0	23	23
Babenhausen Family Hsg	Army Active	Babenhausen		09175	70	168,525	22	572,836	40		94.6	0	0	27	27
Babenhausen Kaserne	Army Active	Babenhausen		09175	35	360,736	68	671,283	327		251.2	932	49	43	1,024
Bamberg	Army Active	Bamberg		09139			206	1,077,146	26		112.3				
Bamberg Airfield	Army Active	Bamberg		09139	3	9,800	5	6,544	220		7.0				
Bamberg Stor & Range Area	Army Active	Bamberg		09139	19	7,387	31	141,928	157		43.8	63	0	0	63
Barton Barracks	Army Active	Ansbach		09177	4	63,703	28	434,140	33		126.2	126	130	117	373
Baumholder	Army Active	Baumholder					89	489,712			51.5	22	0	0	22
Baumholder Airfield	Army Active	Baumholder			3	10,412	1	1,590	47		7.9				
Baumholder Fam Hsg	Army Active	Baumholder			10	23,750	69	2,248,166	94		295.1	0	5	76	81
Baumholder Hospital	Army Active	Baumholder			3	21,760	12	187,344	13		53.8	58	21	28	107
Baumholder Qm Area	Army Active	Baumholder			15	10,014	30	386,471	60		72.6	6	4	13	23
Benjamin Franklin Vil Fam Hsg	Army Active	Mannheim		09086	38	190,496	185	4,391,010	217		627.3	82	44	649	775
Bensheim Maint & Supply Fac	Army Active	Bensheim		09175			1	82,844	8		12.0	0	1	5	6
Birkenfeld Hsg Facilities	Army Active	Birkenfeld			1	71	6	170,074	6		21.6				
Bleidorn Fam Hsg	Army Active	Ansbach		09177	8	37,616	26	662,520	35		98.2	0	6	2	8
Boeblingen Fam Hsg	Army Active	Stuttgart		09046	3	13,883	22	515,887	25		80.6	0	0	42	42
Boeblingen Range	Army Active	Stuttgart		09046	1	2,202	5	6,458	19		7.3	0	1	4	5
Boeblingen Tng Area	Army Active	Stuttgart		09046	9	9,353	61	42,922	1,443		29.9	7	3	1	11
Breitenau Skeet Range	Army Active	Garmisch			1	2,000	1	4,439	49		1.9				
Breitenwald Tng Area	Army Active	Landstuhl		09227	6	6,634	2	1,045	127		2.6				
Bremerhaven	Army Active	Bremerhaven			7	65,807					13.6	7	2	35	44
Buedingen Ammo Area	Army Active	Beudingen		09076	10	26,847			10		28.3				
Buedingen Army Heliport	Army Active	Beudingen		09076	6	17,789			29		49.4				
Butzbach Tng Area & Range	Army Active	Butzbach		09169	3	3,248			160		7.2	0	0	1	1
Cambrai Fritsch Kaserne	Army Active	Darmstadt		09175	12	22,299	40	968,160	66		239.7	927	169	311	1,407
Camp Oppenheim Tng Area	Army Active	Guntersblum		09096					132		0.3				
Campbell Barracks	Army Active	Heidelberg	011-49-6221-	09014	20	55,694	28	858,448	42		281.4	1,304	462	236	2,002

57-

¹ US Locations that do not meet criteria of at least ten (10) Acres AND at least \$10M PRV. US Territories and Non-US Locations that do not meet criteria of at least ten (10) Acres OR at least \$10M PRV.

DEPARTMENT OF DEFENSE
Base Structure Report - As Of 30 Sept 04

SITE	COMPONENT	NAME NEAREST CITY	PHONE	ZIP CODE	BLDGS OWNED	BLDGS OWNED SQFT	BLDGS LEASED	BLDGS LEASED SQFT	TOTAL ACRES	ACRES OWNED	PRV (\$M)	MIL	CIV	OTHER	TOTAL
Campo Pond Tng Area	Army Active	Hanau		09165	18	20,194			249		11.5	0	3	3	6
Cardwell Village Fam Hsg	Army Active	Hanau		09165			13	267,469	10		40.9				
Coleman Barracks	Army Active	Mannheim		09058	81	236,102	159	1,737,732	554		652.4	1,378	121	355	1,854
Coleman Village Fam Hsg	Army Active	Gelnhausen		09165	7	77,276	23	858,230	31		132.7	0	0	48	48
Conn Barracks	Army Active	Schweinfurt		09033	184	751,641	45	1,291,058	502		541.1	2,717	42	235	2,994
Crestview Hsg Area	Army Active	Wiesbaden		09096			64	1,106,432	33		129.9				
Daenner Kaserne	Army Active	Kaiserslautern		09227	20	34,217	15	356,883	23		83.9	136	21	127	284
Daley Village Fam Hsg	Army Active	Bad Kissingen		09033	2	7,584	18	464,028	23		64.4				
Dannenfels Comm Sta	Army Active	Ma			6	21,416			3		14.7				
Darmstadt Leases	Army Active	Darmstadt		09175			6	222,006	9		26.7				
Darmstadt Training Center	Army Active	Darmstadt		09175	11	45,772	4	43,735	125		27.4	519	80	12	611
Dautphe Boy Scout Camp	Army Active	Dautphe		09169	18	4,339	12	12,933	182		8.2				
Dexheim Fam Hsg	Army Active	Dexheim		09096	41	197,054	14	266,085	32		71.2				
Dexheim Missile Fac	Army Active	Dexheim		09096	20	17,252			40		71.8				
East Camp Grafenwoehr	Army Active	Hof		09114	415	610,806	631	3,723,201	2,698		1,121.9	1,381	298	1,791	3,470
Echterdingen Airfield	Army Active	Stuttgart		09107	10	23,119	16	161,505	54		57.2	46	11	45	102
Edingen Radio Receiver Fac	Army Active	Heidelberg		09014	1	155	1	3,101	45		3.4	6	0	0	6
Egelsbach Transmitter Fac	Army Active	Langen		09175	2	1,270	3	285	76		1.0				
Ernst Ludwig Kaserne	Army Active	Darmstadt		09175			2	30,287	13		6.4				
Faulenberg Kaserne	Army Active			09036	8	5,333	26	521,615	24		111.8	47	117	123	287
Finthen Airfield	Army Active	Mainz		09096	17	11,081	1	855	108		7.7				
Fintherlandstr Fam Hsg	Army Active	Mainz		09096			18	190,855	9		23.2				
Fliegerhorst Airfield Kaserne	Army Active	Hanau		09165	50	268,503	70	1,733,369	623		562.6	1,489	33	126	1,648
Flynn Fam Hsg & Tng Areas	Army Active	Bamberg		09139	92	255,481	57	1,385,814	2,619		251.4	0	0	95	95
Frankfurt AFN Sta	Army Active	Frankfurt Main		09175			2	91,508	2		20.9	13	12	0	25
Freihoelser Tng Area	Army Active	Amberg		09173	11	11,422			339		11.0				
Friedberg Tng & Stor Area	Army Active	Friedberg		09074	13	23,350			9,293		9.2	22	0	0	22
Friedrichsfeld QM Service Ctr	Army Active	Mannheim			11	5,100	5	209,163	40		62.1	1	26	49	76
Friedrichsfeld Stor Area	Army Active	Mannheim			2	276	3	61,178	17		9.6	0	5	20	25
Funari Barracks	Army Active	Mannheim		09056	7	32,191	18	317,932	27		78.4	170	254	127	551
Garmisch Fam Hsg	Army Active	Garmisch		09053	3	468	21	331,301	83		52.7	0	13	43	56
Garmisch Golf Course	Army Active	Garmisch			3	1,998	2	3,849	73		6.7				
Gelnhausen	Army Active	Gelnhausen		09165			7	161,988			16.9				
General Abrams Hotel & Disp	Army Active	Garmisch					11	217,831	11		32.5				
George C Marshall Vil Fam Hsg	Army Active	Giessen		09169	4	1,908	32	785,888	42		102.0				
George Gershwin Fam Hsg	Army Active	Wetzlar		09169	9	192,076			4		21.1				
Germersheim Army Depot	Army Active	Germersheim		09095	115	1,379,450	1	512	454		429.2	21	3	578	602
Giebelstadt	Army Active	Giebelstadt		09036			110	546,031	0		56.3	12	0	0	12
Giebelstadt Army Airfield	Army Active	Wuerzburg		09036	44	449,060	29	443,435	635		291.7	1,414	42	187	1,643
Giessen	Army Active	Giessen		09169			2	96,339			23.0				
Giessen Community Facilities	Army Active	Giessen		09169	8	72,015	1	3,756	18		18.8	0	0	52	52
Giessen General Depot	Army Active	Giessen		09169	87	775,099	100	2,345,730	541		647.4	1,296	200	843	2,339

¹ US Locations that do not meet criteria of at least ten (10) Acres AND at least \$10M PRV. US Territories and Non-US Locations that do not meet criteria of at least ten (10) Acres OR at least \$10M PRV.

DEPARTMENT OF DEFENSE
Base Structure Report - As Of 30 Sept 04

SITE	COMPONENT	NAME NEAREST CITY	PHONE	ZIP CODE	BLDGS OWNED	BLDGS OWNED SQFT	BLDGS LEASED	BLDGS LEASED SQFT	TOTAL ACRES	ACRES OWNED	PRV (\$M)	MIL	CIV	OTHER	TOTAL
Grafenwoehr	Army Active	Grafenwoehr	011-49- 964183-1	09114			328	1,066,181	28		108.8	17	0	0	17
Grafenwoehr Tng Area	Army Active			09114	552	357,851	12	11,852	51,685		561.7	1	0	1	2
Griesheim Airfield	Army Active	Darmstadt		09175	24	42,721	18	216,463	73		56.8	11	0	180	191
Grossauheim Kaserne	Army Active	Grossauheim		09165	11	119,095	21	620,358	70		221.5	547	11	45	603
Gruenstadt AAFES Fac	Army Active	Ma			9	50,006	13	422,882	18		112.0	0	0	327	327
Gruenstadt Comm Sta	Army Active	Ma					1	90	65		5.8				
Hainerberg Hsg and Shop Ctr	Army Active	Wiesbaden		09096	20	91,008	99	2,534,618	165		369.1	0	33	611	644
Hammonds Barracks	Army Active	Heidelberg		09014	1	229	9	255,364	17		72.5	24	305	285	614
Hanau	Army Active	Hanau	011-49- 618188-1	09165			7	202,272			21.2	9	0	0	9
Harvey Barracks	Army Active			09036	74	632,805	86	998,220	592		450.6	1,652	125	444	2,221
Hausberg Ski Area	Army Active	Garmisch					1	838	36		0.5				
Heidelberg	Army Active	Heidelberg		09014	1	2	112	302,842			31.6	82	2	0	84
Heidelberg Army Heliport	Army Active	Heidelberg		09014	14	18,282	9	48,908	45		37.9	22	1	60	83
Heidelberg Community Sup Ctr	Army Active	Heidelberg		09014	23	61,048	13	364,974	27		87.1	44	87	586	717
Heidelberg Golf Course	Army Active	Heidelberg		09014	12	17,727			125		17.0	0	0	34	34
Heidelberg Hospital	Army Active	Heidelberg		09014	5	1,737	24	530,244	23		179.4	698	200	139	1,037
Hill 365 Radio Relay Fac	Army Active	Kaiserslautern		09227	4	814	1	3,948	17		3.0				
Hohe Warte LTA	Army Active	Giessen		09169			20	67,645	166		14.9				
Hohenfels	Army Active	Hohenfels		09173			608	1,381,529	1		144.3	2	0	0	2
Hohenfels Tng Area	Army Active	Hohenfels		09173	620	1,458,604	364	1,761,979	40,024		1,085.7	1,488	204	855	2,547
Hommertshausen Girl Scout Camp	Army Active	Hommertshausen		09169	22	10,478			84		4.0				
Hoppstaedten Waterworks	Army Active	Baumholder			2	3,085	2	21,854	22		52.0	0	0	12	12
Husterhoeh Kaserne	Army Active	Pirmasens		09138	43	509,615	29	583,025	126		222.6	38	22	426	486
Hutier Kaserne	Army Active	Hanau		09165	9	158,920	10	347,350	55		152.6	591	35	12	638
Idar Oberstein Fam Hsg	Army Active	Idar Oberstein			3	363	15	446,248	27		52.3				
Illesheim	Army Active	Illesheim		09177			90	254,336	3		26.7	9	0	0	9
Jefferson Village Fam Hsg	Army Active	Darmstadt		09175	6	582	11	318,288	23		50.6	51	12	27	90
John F Dulles Village Fam Hsg	Army Active	Giessen		09169	2	2,081	15	419,853	22		56.1	0	0	1	1
Kaiserslautern	Army Active	Kaiserslautern		09227	1	44,485			465	0	17.7	40	33	54	127
Kaiserslautern Army Depot	Army Active	Kaiserslautern		09054	100	761,723	68	975,139	648		428.4	13	63	1,038	1,114
Kaiserslautern Equip Spt Ctr	Army Active	Kaiserslautern		09227	19	35,934	20	180,856	51		44.9	26	1	132	159
Kastel Hsg Area	Army Active	Wiesbaden		09096	5	16,133	11	373,960	28		68.8				
Katterbach Kaserne	Army Active	Ansbach		09177	30	166,129	103	2,570,588	409		645.3	1,377	83	572	2,032
Kefurt & Craig Village Fam Hsg	Army Active	Stuttgart		09131			41	1,047,887	38		134.3	0	0	4	4
Kelley Barracks-Ger-GE44E	Army Active	Darmstadt		09175	22	255,617	15	392,008	119		163.1	1,365	4	54	1,423
Kelley Barracks-Ger-GE44F	Army Active	Stuttgart	011-49-7117- 29-	09107	23	92,790	29	708,885	70		191.1	37	227	386	650
Kilbourne Kaserne	Army Active	Heidelberg		09014	7	10,496	17	86,715	13		27.4	170	98	3	271
Kitzingen	Army Active	Kitzingen		09036			161	610,230			63.2				
Kitzingen Family Hsg	Army Active			09036	53	272,341	36	1,081,268	80		199.4	0	6	155	161
Kitzingen Tng Areas	Army Active			09036	1	4,951	1	1,925	2,827		17.8				

¹ US Locations that do not meet criteria of at least ten (10) Acres AND at least \$10M PRV. US Territories and Non-US Locations that do not meet criteria of at least ten (10) Acres OR at least \$10M PRV.

DEPARTMENT OF DEFENSE
Base Structure Report - As Of 30 Sept 04

SITE	COMPONENT	NAME NEAREST CITY	PHONE	ZIP CODE	BLDGS OWNED	BLDGS OWNED SQFT	BLDGS LEASED	BLDGS LEASED SQFT	TOTAL ACRES	ACRES OWNED	PRV (\$M)	MIL	CIV	OTHER	TOTAL
Kleber Kaserne	Army Active	Kaiserslautern		09227	45	247,757	33	850,657	77		265.9	563	205	933	1,701
Kornwestheim Golf Course	Army Active	Stuttgart		09154	4	21,936	1	435	320		13.4	0	0	28	28
Lampertheim Tng Area	Army Active	Viernheim			4	722	1	864	4,128		7.9				
Landstuhl Heliport	Army Active	Landstuhl		09227	24	77,512			113		55.3	181	23	0	204
Landstuhl Hospital	Army Active	Landstuhl		09180	64	228,626	68	1,179,670	165		433.1	963	364	397	1,724
Langen Terrace Fam Hsg Area	Army Active	Langen		09175	11	15,195	15	285,521	16		40.2	0	3	0	3
Larson Barracks	Army Active	Kitzingen		09036	69	627,176	47	923,464	654		407.1	1,779	39	148	1,966
Ledward Barracks	Army Active	Schweinfurt		09033	146	246,679	54	1,375,347	161		394.4	1,907	84	674	2,665
Leighton Barracks	Army Active			09036	75	511,160	118	2,477,899	333		550.8	875	144	1,094	2,113
Lincoln Village Fam Hsg	Army Active	Darmstadt		09175	46	140,707	38	1,239,905	64		190.6	0	22	94	116
Mainz	Army Active	Mainz		09096			4	16,789	120		2.0	2	0	0	2
Mainz-Kastel Station	Army Active	Wiesbaden		09096	5	18,670	27	754,706	58		156.2	93	23	407	523
Mannheim	Army Active	Mannheim					1	6,713	12		1.9	103	0	0	103
Mannheim Class III Point	Army Active	Mannheim			6	13,526	6	17,532	28		22.2				
Mark Twain Village Fam Hsg	Army Active	Heidelberg		09014	9	35,093	69	2,038,192	75		311.4	222	269	426	917
McArthur Place Fam Hsg	Army Active	Friedberg		09074	1	2,294	13	190,865	10		25.9				
McCully Barracks	Army Active	Mainz		09096	19	231,970	40	380,363	74		171.4	411	6	59	476
Messel Small Arms Range	Army Active	Darmstadt		09175	2	5,456	2	752	52		7.8				
Miesau	Army Active	Miesau		09227					7	0	17.5				
Miesau Ammo Depot	Army Active	Miesau		09227	118	821,923	575	1,597,982	2,326		672.9	493	41	121	655
Moehringen Fam Hsg	Army Active	Stuttgart		09107			31	390,307	32		46.0	0	0	1	1
Nathan Hale QM Area	Army Active	Darmstadt		09175	14	58,363	21	375,979	39		82.0	142	34	121	297
Neubuecke	Army Active	Neubuecke					38	127,383			13.3				
Neubuecke Hospital	Army Active	Baumholder			6	32,874	21	327,212	55		77.2	0	0	34	34
New Argonner Fam Hsg	Army Active	Hanau		09165	12	243,467	37	627,631	85		152.5	71	31	110	212
Oberammergau NATO School	Army Active	Garmisch		09053	3	1,827	4	43,010			10.2	15	5	351	371
Oberdachstetten Tng Area	Army Active	Ansbach		09177	15	15,004	34	99,239	799		57.2				
Oftersheim Small Arms Range	Army Active	Heidelberg		09042	5	3,707	3	9,551	35		6.6	0	2	6	8
Panzer Kaserne-Ger-GE642	Army Active	Kaiserslautern		09263	1	334	10	303,244	19		77.7	395	13	58	466
Panzer Kaserne-Ger-GE643	Army Active	Stuttgart		09046	22	79,243	36	1,072,856	90		286.7	608	28	192	828
Patch Barracks	Army Active	Stuttgart		09131	39	333,175	41	1,202,953	110		403.8	649	279	972	1,900
Patrick Henry Village Fam Hsg	Army Active	Heidelberg		09014	53	424,938	189	2,931,429	250		539.8	29	46	604	679
Patton Barracks	Army Active	Heidelberg		09099	29	83,885	27	654,447	37		178.1	333	313	241	887
Pendleton Barracks	Army Active	Giessen		09169	5	14,201	4	113,790	38		34.5	10	10	101	121
Pfeffelbach Waterworks	Army Active	Baumholder			1	78	2	16,896	57		24.5	0	0	4	4
Pioneer Kaserne	Army Active	Hanau		09165	16	25,704	47	1,064,673	95		274.3	490	203	135	828
Pioneer Village Fam Hsg	Army Active	Hanau		09165	3	78,781	41	1,446,966	61		211.2	0	0	42	42
Pond Barracks	Army Active	Amberg		09112	4	37,568			22		12.3				
Pulaski Barracks	Army Active	Kaiserslautern		09227	31	64,124	36	219,390	131		79.9	118	127	258	503
Ray Barracks	Army Active	Friedberg		09074	98	709,910	59	852,516	188		397.8	2,422	50	145	2,617
Rheinblick Rec Annex	Army Active	Wiesbaden		09096	1	35	2	14,052	172		10.7	0	0	53	53
Rhine Ordnance Barracks	Army Active	Kaiserslautern		09227	102	432,094	960	1,629,750	3,037		782.3	789	15	109	913

¹ US Locations that do not meet criteria of at least ten (10) Acres AND at least \$10M PRV. US Territories and Non-US Locations that do not meet criteria of at least ten (10) Acres OR at least \$10M PRV.

DEPARTMENT OF DEFENSE
Base Structure Report - As Of 30 Sept 04

SITE	COMPONENT	NAME NEAREST CITY	PHONE	ZIP CODE	BLDGS OWNED	BLDGS OWNED SQFT	BLDGS LEASED	BLDGS LEASED SQFT	TOTAL ACRES	ACRES OWNED	PRV (\$M)	MIL	CIV	OTHER	TOTAL
Robinson Barracks	Army Active	Stuttgart		09154	3	80,776	5	19,162	24		23.9	0	1	71	72
Robinson-Grenadier Fam Hsg	Army Active	Stuttgart		09154	2	515	63	1,504,096	135		203.5	0	6	14	20
Roman Way Village Fam Hsg	Army Active	Butzbach		09169	18	103,880	42	1,287,455	63		178.1	25	9	58	92
Rottershausen Ammo Stor Area	Army Active	Schweinfurt		09033	5	9,520	25	47,775	186		9.5				
Sambach AFN Fac	Army Active	Sambach		09227			3	1,999	10		1.4				
Schweinfurt	Army Active	Schweinfurt		09033			136	1,251,976	24		129.4	23	0	0	23
Schweinfurt Tng Areas	Army Active	Schweinfurt		09033	83	77,709	7	12,736	10,803		36.0	0	2	15	17
Schwetzingen Training Area	Army Active	Heidelberg		09042	1	343			277		0.9				
Sheridan Barracks	Army Active	Garmisch		09053			11	401,133	29		99.0	23	124	88	235
Shipton Kaserne	Army Active	Ansbach		09177	28	31,141	18	33,507	382		120.6	680	2	3	685
Smith Barracks	Army Active	Baumholder			176	569,036	205	3,130,656	1,016		987.4	3,977	283	858	5,118
South Camp Vilseck	Army Active	Vilseck		09112	849	4,045,712	153	1,557,318	2,193		1,210.8	3,303	195	1,049	4,547
Spinelli Barracks	Army Active	Mannheim		09086	35	25,170	55	1,010,702	198		312.4	425	51	98	574
St Barbara Village Fam Hsg	Army Active	Darmstadt		09175	21	6,868	22	82,352	11		14.2				
Stem Kaserne	Army Active	Heidelberg		09014	3	9,941	12	59,896	10		19.5	17	10	54	81
Steuben & Weicht Vil Fam Hsg	Army Active	Stuttgart		09031	2	782	54	555,685	48		69.7	0	0	1	1
Storck Barracks	Army Active	Bad Windsheim		09177	23	61,541	96	1,900,980	442		511.5	1,072	34	243	1,349
Strassburg Kaserne	Army Active	Baumholder			9	8,194	28	501,876	39		120.1	515	1	25	541
Stuttgart Dependent School	Army Active	Stuttgart		09154	1	301	4	167,796	11		38.8	0	0	31	31
Sullivan Barracks	Army Active	Mannheim		09086	31	204,434	54	956,115	111		273.3	642	184	386	1,212
Sulzheim Tng Area	Army Active	Schweinfurt		09033	1	182	1	190	145		9.2				
Taylor Barracks	Army Active	Mannheim		09086	81	226,404	31	694,506	113		233.0	798	71	432	1,301
Tiergarten Tng Area	Army Active	Hanau		09076	2	295			246		1.2				
Tompkins Barracks	Army Active	Heidelberg		09042	26	66,732	31	602,868	88		198.9	590	114	60	764
Turley Barracks	Army Active	Mannheim		30020	12	7,394	32	537,361	33		141.2	554	5	166	725
Vilseck	Army Active	Vilseck		09112			141	819,952	33		84.3	22	0	0	22
Wackernhm-Schwabenwaeldchen TA	Army Active	Mainz		09096	2	1,599	7	3,886	23		3.6				
Warner Barracks	Army Active	Bamberg		09139	212	202,801	123	2,614,064	209		645.6	3,214	146	809	4,169
Warner Barracks Fam Hsg	Army Active	Bamberg		09139	4	746	13	337,013	13		47.1				
Weilimdorf Warehouse	Army Active	Stuttgart		09154			2	61,588	4		10.6	0	0	4	4
Weisskirchen AFN Trans Fac	Army Active	Weisskirchen		09175			6	13,641	18		8.0				
Wetzel Fam Hsg	Army Active	Baumholder			6	31,098	35	1,230,185	131		163.1	0	0	59	59
Wetzel Kaserne	Army Active	Baumholder			20	102,116	10	99,662	215		60.4	0	7	80	87
Wiesbaden Army Airfield	Army Active	Wiesbaden		09096	50	206,394	109	2,051,496	638		638.3	3,247	373	653	4,273
Wiesbaden Small Arms Range	Army Active	Wiesbaden		09096	3	6,419	7	8,398	26		4.7				
Wolfgang Kaserne	Army Active	Hanau		09165	20	309,318	8	125,754	98		100.5	35	0	328	363
Wuerzburg	Army Active	Wuerzburg	011-49-931- 2964	09036			112	754,401	2		77.7	43	0	0	43
Wuerzburg Hospital	Army Active			09036	6	197,180	4	405,519	14		190.9	529	113	315	957
Wuerzburg Tng Areas	Army Active			09036	3	3,399	1	387	20		2.2				
Yorkhof Kaserne	Army Active	Hanau		09165			9	128,926	5		30.9	21	115	164	300
Bann Communication Station No 2	AF Active	Landstuhl			5	18,118			51		8.1	5	3	1	9

¹ US Locations that do not meet criteria of at least ten (10) Acres AND at least \$10M PRV. US Territories and Non-US Locations that do not meet criteria of at least ten (10) Acres OR at least \$10M PRV.

DEPARTMENT OF DEFENSE
Base Structure Report - As Of 30 Sept 04

SITE	COMPONENT	NAME NEAREST CITY	PHONE	ZIP CODE	BLDGS OWNED	BLDGS OWNED SQFT	BLDGS LEASED	BLDGS LEASED SQFT	TOTAL ACRES	ACRES OWNED	PRV (\$M)	MIL	CIV	OTHER	TOTAL
Binsfeld Family Hsg Annex	AF Active	Binsfeld					77	182,015	11		18.6				
Bitburg Family Hsg Annex	AF Active	Bitburg			19	319,446			156		398.2				
Bitburg Storage Annex No 2	AF Active	Bitburg			11	31,804			27		108.7				
Buechel Air Base	AF Active	Buechel	011-49-6565- 61-		2	1,678					13.7	138	0	1	139
Einsiedlerhof Maintenance Annex	AF Active	Einsiedlerhof			2	9,773			14		33.4				
Einsiedlerhof Storage Annex	AF Active	Einsiedlerhof			9	96,575			28		75.9	58	21	0	79
Einsiedlerkoepfe Training Annex	AF Active	Kaiserslautern			3	4,392			311		9.2				
Enkenbach Water System Annex	AF Active	Enkenbach							5		11.0				
Feldberg Radio Relay Site	AF Active	Ober Reifenberg			2	2,222			4		12.3				
Gateway Gardens Family Hsg Annex	AF Active	Frankfurt			2	19,488			87		258.9				
Geilenkirchen Air Base	AF Active	Geilenkirchen	011-49-2451- 63-		8	34,854					33.4	538	26	11	575
Gut Husum Ammunition Storage Annex	AF Active	Jever			1	5,480					13.8				
Herforst Family Hsg Annex	AF Active	Herforst					100	203,316	9		21.4				
Hochspeyer Ammo Stor Annex	AF Active	Hochspeyer			30	56,384			88		34.7				
Husterhoeh Communication Site	AF Active	Pirmasens			2	1,200			185		8.2				
Jever Air Base	AF Active	Jever			3	8,424					164.9				
Kaiserslautern Fam Hsg Annex No 3	AF Active	Kaiserslautern							12		26.4				
Kaiserslautern Water System Annex	AF Active	Kaiserslautern			1	182			4		11.7				
Kapaun Administration Annex	AF Active	Kaiserslautern			19	94,427			114		187.7	152	6	4	162
Landstuhl Family Hsg Annex O3	AF Active	Landstuhl			10	40,076			52		135.1				
Landstuhl Maintenance Site	AF Active	Ramstein			35	109,782			25		31.9				
Landstuhl Maintenance Site No 2	AF Active	Spesbach			8	32,419			7		18.4				
Langerkopf Rad Rel Site	AF Active	Leimen			5	38,394			7		17.4				
Oberweis Annex	AF Active	Oberweis			14	15,087			108		44.3				
Pruem Air Station	AF Active	Pruem			21	45,283			50		42.1				
Ramstein Air Base	AF Active	Landstuhl	011-49-6371- 47-	09094	339	2,668,317	1	3,875	3,102		3,384.8	8,298	812	1,634	10,744
Ramstein Storage Annex	AF Active	Kaiserslautern			5	177,779			85		98.5				
Rhein Main Air Base	AF Active	Frankfurt			56	623,131	2	52,906	441		765.3	350	74	55	479
Sembach Admin Annex (Wing HQ)	AF Active	Wartenberg			33	553,702			279		546.8	703	64	14	781
Siegenburg Air Range	AF Active	Muehlausen			3	2,730			681		5.1	0	1	8	9
Spangdahlem Air Base	AF Active	Spangdahlem	011-49-6565- 61-	09126	210	1,412,599			1,616		1,439.0	4,339	195	473	5,007
Spangdahlem Waste Annex	AF Active	Spang			4	6,691			3		18.4				
Speicher Family Hsg Annex	AF Active	Speicher					215	615,229	20		64.2				
Vogelweh Family Hsg Annex	AF Active	Kaiserslautern			30	197,112			634		906.3	127	12	0	139
OTHER SITE(S) ¹: 61					63	141,047	128	644,941	130	0	205.8	330	45	82	457
Germany Total:					7,241	32,236,937	10,326	116,095,906	165,926	0	39,884.7	72,715	9,699	30,800	113,214

¹ US Locations that do not meet criteria of at least ten (10) Acres AND at least \$10M PRV. US Territories and Non-US Locations that do not meet criteria of at least ten (10) Acres OR at least \$10M PRV.

DEPARTMENT OF DEFENSE
Base Structure Report - As Of 30 Sept 04

SITE	COMPONENT	NAME NEAREST CITY	PHONE	ZIP CODE	BLDGS OWNED	BLDGS OWNED SQFT	BLDGS LEASED	BLDGS LEASED SQFT	TOTAL ACRES	ACRES OWNED	PRV (\$M)	MIL	CIV	OTHER	TOTAL
<u>Greece</u>															
NAVSUPPACT Souda Bay	Navy Active	Soudha Bay		09865	63	469,606	1	2,475	101		206.2	394	65	141	600
OTHER SITE(S) ¹: 1							1	2,454			0.0	6	0	0	6
Greece Total:					63	469,606	2	4,929	101	0	206.2	400	65	141	606
<u>Greenland</u>															
Thule Air Base	AF Active	Thule	DSN 268-1211	09704	246	2,535,599			234,022		2,833.1	138	2	0	140
Greenland Total:					246	2,535,599	0	0	234,022	0	2,833.1	138	2	0	140
<u>Hong Kong</u>															
OTHER SITE(S) ¹: 1							1	32,622			9.0	17	0	6	23
Hong Kong Total:					0	0	1	32,622	0	0	9.0	17	0	6	23
<u>Iceland</u>															
NAS Keflavik	Navy Active	Keflavik		09728	350	4,442,216	2	5,598	51		2,629.5	1,466	92	599	2,157
NAS Keflavik (Grindavik)	Navy Active	Grindavik			7	18,421			1,039		37.1				
NAS Keflavik (H-1/Rockville)	Navy Active	Reykjavik			27	74,020			487		81.1				
NAS Keflavik (H-3/Hornafirdi)	Navy Active	Reykjavik			4	4,087			281		24.2				
NAS Keflavik (Helguvik)	Navy Active	Reykjavik									122.1				
NAS Keflavik (Hvalfjordur)	Navy Active	Reykjavik			4	8,744			117		66.1				
NAS Keflavik (Sangerdi)	Navy Active	Sandgerdi			1	999			69		0.9				
OTHER SITE(S) ¹: 1							2	2,180			0.5				
Iceland Total:					395	4,550,667	2	5,598	2,044	0	2,961.5	1,466	92	599	2,157
<u>Indonesia</u>															
NAVMEDRSCHUNIT Two Djakarta	Navy Active	Jakarta Java		96520	3	3,861					11.6	30	0	0	30
Indonesia Total:					3	3,861	0	0	0	0	11.6	30	0	0	30
<u>Italy</u>															
Camp Darby	Army Active			56018	136	644,340			159		225.7	91	71	315	477
Camp Ederle	Army Active	Vicenza		09630	194	1,191,379	49	510,041	147		544.2	3,150	341	1,118	4,609
Coltano Troposcatter Site	Army Active			56018	8	44,296			289		27.7				
Dal Molin Airfield	Army Active	Vicenza		09630	8	7,530	3	20,678			28.0	8	0	0	8
Livorno	Army Active			56018			58	212,049			23.2				
Livorno Supply & Maint Area	Army Active			56018	104	792,887			277		221.0	11	26	372	409
Livorno Training Area	Army Active			56018	6	5,827			50		6.6				
Longare Comm Site	Army Active	Vicenza		09630	5	7,071	25	83,704	52		38.2	58	1	0	59
Pisa Ammo Storage Area	Army Active			56018	209	464,197			2,093		169.2	2	4	28	34

¹ US Locations that do not meet criteria of at least ten (10) Acres AND at least \$10M PRV. US Territories and Non-US Locations that do not meet criteria of at least ten (10) Acres OR at least \$10M PRV.

DEPARTMENT OF DEFENSE
Base Structure Report - As Of 30 Sept 04

SITE	COMPONENT	NAME NEAREST CITY	PHONE	ZIP CODE	BLDGS OWNED	BLDGS OWNED SQFT	BLDGS LEASED	BLDGS LEASED SQFT	TOTAL ACRES	ACRES OWNED	PRV (\$M)	MIL	CIV	OTHER	TOTAL
Vicenza	Army Active	Vicenza	011-39-444-51-7	09630	2	3,973	241	1,220,486	5		153.3				
Vicenza Basic Load Stor Area	Army Active	Vicenza		09630	14	24,532			34		10.6	2	5	0	7
Vicenza Fam Hsg	Army Active	Vicenza		09630	319	568,654	1	2,793	82		84.6				
Aviano Administration Annex Group HQ	AF Active	Aviano			5	13,044			8		13.6				
Aviano Air Base	AF Active	Roveredo In Piano	011-39-434-6671	09604	131	909,649			1,207		807.5	4,189	219	378	4,786
Aviano Ammunition Storage Annex	AF Active	Roveredo In Piano			9	16,297			47		33.7				
Aviano Bachelor Hsg Annex No 1	AF Active	Aviano			20	161,288	2	46,140	39		147.6				
Aviano Bachelor Hsg Annex No 2	AF Active	Aviano			6	216,913			13		72.0				
Aviano Family Hsg Annex No 5	AF Active	Aviano					154	287,591			34.0				
Aviano Maintenance Annex	AF Active	Aviano			8	6,510			8		27.9				
Aviano Storage Annex	AF Active	Aviano					4	143,931	6		22.6				
Fontanafredda Family Housing Site	AF Active	Pordenone					54	287,818	1		30.6				
Gheddi Radio Relay Site	AF Active	Gheddi			11	28,978			1		10.6	134	0	3	137
Maniago Family Housing Site	AF Active	Maniago					19	168,008	1		17.9				
Pordenone Fam Hsg Site	AF Active	Pordenone					12	141,646	1		15.1				
Roveredo Storage Annex	AF Active	Roveredo					17	162,201	3		17.7				
San Vito Dei Normanni Air Station	AF Active	Brindisi			2	3,980			25		2.5				
Vigonovo Storage Annex	AF Active	Vigonovo					2	70,984	5		16.8				
NAS Sigonella	Navy Active	Sigonella Sicily		09627	211	2,595,825	134	1,132,062	571		899.7	2,383	198	672	3,253
NAS Sigonella (Augusta Bay)	Navy Active	Catania			30	137,923					55.4				
NAS Sigonella (Belpasso Hsg)	Navy Active	Catania					94	893,417	104		97.4				
NAS Sigonella (Gli Ulivi)	Navy Active	Catania					7	272,860			31.4				
NAS Sigonella (NATO Magazine Area)	Navy Active	Catania							40		0.6				
NAVSUPPACT Maddalena	Navy Active	La Maddalena		09612	30	81,393	71	668,930	47		123.7	1,140	58	114	1,312
NAVSUPPACT Naples	Navy Active	Naples		09619	101	1,595,739	180	2,711,081	213		811.3	2,116	427	778	3,321
NAVSUPPACT Naples (Gaeta)	Navy Active	Gaeta			2	1,590	14	171,693	8		50.7	727	0	1	728
OTHER SITE(S) ¹ : 26					43	75,877	49	332,636	49		77.7	12	5	7	24
Italy Total:					1,614	9,599,692	1,190	9,540,750	5,586	0	4,950.2	14,023	1,355	3,786	19,164

Japan

Akasaka Press Center	Army Active	Tokyo		96343	1	180	6	170,511	8		48.0	6	2	208	216
Akizuki Ammunition Depot	Army Active	Kure Shi		96343	13	6,568	54	414,926	138		161.6	0	4	186	190
Camp Zama	Army Active	Sagamihara City	011081-46251-15	96343	179	560,800	236	2,426,401	578		1,049.7	685	507	1,859	3,051
Hiro Ammunition Depot	Army Active	Kure City		96343	4	5,552	11	112,989	88		43.2	0	0	32	32
Kachin Hanto Area A	Army Active	Gushikawa		96376	12	7,559	5	7,162	32		42.0				
Kawakami Ammunition Depot	Army Active	Hiroshima		96343	66	127,284	50	228,866	644		166.9	0	3	102	105
Kure Pier 6	Army Active	Kure		96343	7	3,960	9	61,851	4		24.6	15	1	66	82
Naha Port	Army Active	Naha City		96376	38	346,823	3	14,425	139		168.1	6	12	116	134

¹ US Locations that do not meet criteria of at least ten (10) Acres AND at least \$10M PRV. US Territories and Non-US Locations that do not meet criteria of at least ten (10) Acres OR at least \$10M PRV.

DEPARTMENT OF DEFENSE
Base Structure Report - As Of 30 Sept 04

SITE	COMPONENT	NAME NEAREST CITY	PHONE	ZIP CODE	BLDGS OWNED	BLDGS OWNED SQFT	BLDGS LEASED	BLDGS LEASED SQFT	TOTAL ACRES	ACRES OWNED	PRV (\$M)	MIL	CIV	OTHER	TOTAL
POL Facilities	Army Active	Oki/Gushikawa		96376	29	24,763	81	50,159	413	54	280.6	0	1	66	67
Sagami General Depot	Army Active	Sagamihara City		96343	137	88,769	145	3,147,800	528		841.5	62	9	741	812
Sagamihara Family Hsg Area	Army Active	Sagamihara		96343	442	118,525	241	920,866	150		342.7	2	0	179	181
Torii Station	Army Active	Okinawa	011-81-98892-51	96376	96	457,638	144	934,950	983	504	636.0	590	11	538	1,139
Yokohama North Dock	Army Active	Yokohama		96343	15	12,355	65	539,634	127		256.2	17	17	191	225
Camp Courtney Family Hsg Annex	AF Active	Gushikawa					80	1,127,609	65	65	172.1	1	0	0	1
Camp Kuwae Family Hsg Annex	AF Active	Jagaru					158	577,533	70	70	85.6				
Camp McTureous Family Hsg Annex	AF Active	Gushikawa					81	680,244	64	64	99.0				
Camp Shields Family Hsg Annex	AF Active	Okinawa City					6	11,143	91		106.3				
Camp Zama Communications Station	AF Active	Zama					3	12,605	2	2	18.1				
Camp Zukeran Family Hsg Annex	AF Active	Okinawa City							1,443	3,161,023	453	453	530.2		
Chitose Administration Annex	AF Active	Chitose			14	63,941			1,067		41.6				
Idesuna Jima Air Range	AF Active	Naha							61		0.0				
Itazuke Auxiliary Airfield	AF Active	Fukuoka							6		32.5				
Kadena Air Base	AF Active	Koza	011-81-98938-11	96368	1,640	5,408,938			4,930		4,668.0	7,270	506	1,917	9,693
Kadena Ammo Storage Annex	AF Active	Kadena Village			358	1,740,143			6,074		951.7				
Makiminato Service Annex	AF Active	Urasoe					46	2,280,371	135	135	340.0				
Misawa Air Base	AF Active	Misawa	011-81-3117-66-	96319	258	1,341,450			3,865		4,107.3	3,419	159	813	4,391
Misawa Air Range	AF Active	Misawa City			5	5,047			1,892		15.9				
Momote Annex	AF Active	Wakko							30		4.3				
Okuma Recreation Annex	AF Active	Hentona			45	65,731			135		45.9	15	0	26	41
Owada Communications Station	AF Active	Niiza							328		25.6				
Senaha Communication Station	AF Active	Kadena			4	17,119			151		12.2				
Tama Service Annex	AF Active	Inagi			21	14,309			483		66.6				
Tokorozawa Transmitter Site	AF Active	Tokorozawa			7	58,633			320		118.0				
Yokota Air Base	AF Active	Fussa	011-81-311-755-	96328	152	658,153			1,750		3,592.5	3,354	245	1,312	4,911
MCAS Iwakuni	USMC Active	Iwakuni	011-81-6117-53-	96310	245	935,246			6,567		1,767.4	2,742	1,035	839	4,616
MCB Camp S D Butler Okinawa (Asp 2-6022)	USMC Active	Koza			10	13,000			657		11.2				
MCB Camp S D Butler Okinawa (Camp Courtney-6029)	USMC Active	Tengan			86	317,696	1	160	333		523.8	569	0	0	569
MCB Camp S D Butler Okinawa (Camp Foster-6044)	USMC Active	Zukeran			1,640	3,754,832			1,588		1,942.7	631	0	0	631
MCB Camp S D Butler Okinawa (Camp Fuji Japan-3127)	USMC Active	Camp Fuji			40	70,237	1	2,210	291		223.0	56	101	0	157
MCB Camp S D Butler Okinawa (Camp Gonsalves)	USMC Active	Henoko Okinawa			22	17,881			19,356		17.1				

¹ US Locations that do not meet criteria of at least ten (10) Acres AND at least \$10M PRV. US Territories and Non-US Locations that do not meet criteria of at least ten (10) Acres OR at least \$10M PRV.

DEPARTMENT OF DEFENSE
Base Structure Report - As Of 30 Sept 04

SITE	COMPONENT	NAME NEAREST CITY	PHONE	ZIP CODE	BLDGS OWNED	BLDGS OWNED SQFT	BLDGS LEASED	BLDGS LEASED SQFT	TOTAL ACRES	ACRES OWNED	PRV (\$M)	MIL	CIV	OTHER	TOTAL
MCB Camp S D Butler Okinawa (Camp Hansen-6011)	USMC Active	Onna Okinawa			140	619,072			12,647		1,033.8	2,574	0	0	2,574
MCB Camp S D Butler Okinawa (Camp Kinser-6056)	USMC Active	Makiminato Okinawa			162	3,421,522			676		1,431.6				
MCB Camp S D Butler Okinawa (Camp Lester-6043)	USMC Active	Chatan Okinawa			163	645,875			169		306.2	819	110	317	1,246
MCB Camp S D Butler Okinawa (Camp Mctureous-6031)	USMC Active	Tengan			6	82,127			94		203.0				
MCB Camp S D Butler Okinawa (Camp Schwab-6009)	USMC Active	Henoko Okinawa			102	388,858			5,097		463.2				
MCB Camp S D Butler Okinawa (Fuji Maneuver JA-3183)	USMC Active	Camp Fuji							33,092						
MCB Camp S D Butler Okinawa (Gimbaru Trn Area-6017)	USMC Active	Onna Okinawa			2	1,968			149		1.6				
MCB Camp S D Butler Okinawa (Henoko Ammo Area-6010)	USMC Active	Henoko Okinawa			52	138,932			300		101.2				
MCB Camp S D Butler Okinawa (Ie Jima Aux Airfield)	USMC Active	Henoko Okinawa			16	27,706			1,981		20.7				
MCB Camp S D Butler Okinawa (Kin Blue Beach-6020)	USMC Active	Onna Okinawa							94		1.4				
MCB Camp S D Butler Okinawa (MCAS Futenma-6051)	USMC Active	Futemma			228	1,092,889			1,187		813.8	3,259	35	8	3,302
MCB Camp S D Butler Okinawa (Yomitan-6027)	USMC Active	Sobe							467						
COMFLEACT Kadena Okinawa	Navy Active	Okinawa Island					79	683,760	629		237.9	375	71	423	869
COMFLEACT Kadena Okinawa (Awase)	Navy Active	Kadena Air Base Okin	96368		6	11,844			118		424.8				
COMFLEACT Kadena Okinawa (Camp Shields)	Navy Active	Camp Shields- Okinawa			25	120,611			88		2,736.4				
COMFLEACT Kadena Okinawa (Sobe Comm Site)	Navy Active	Sobe							132						
COMFLEACT Kadena Okinawa (Tengan Pier)	Navy Active	Tengan			4	5,612			8		22.4				
COMFLEACT Kadena Okinawa (White Beach)	Navy Active	White Beach Nav Inst			63	116,460			290		1,135.3	68	0	0	68
COMFLEACT Kadena Okinawa (Yomitan Aux Airf)	Navy Active	Sobe			15	60,641			4		1,172.7				
COMFLEACT Sasebo	Navy Active	Sasebo	96322		188	247,602	2	617	8,891		2,116.4	3,203	91	877	4,171
COMFLEACT Yokosuka	Navy Active	Yokosuka	96349		342	744,823	2	14,168	2,938		4,283.1	11,176	645	5,271	17,092
COMFLEACT Yokosuka (Ikego Hsg Area)	Navy Active	Ikego			37	35,040			708		523.4				
COMFLEACT Yokosuka (Koshiha Pol Dep)	Navy Active	Yokohama	96343		23	8,279			245		351.8				
COMFLEACT Yokosuka (Negishi Dh Area)	Navy Active	Yokohama	96343		43	20,050			111		231.2				

¹ US Locations that do not meet criteria of at least ten (10) Acres AND at least \$10M PRV. US Territories and Non-US Locations that do not meet criteria of at least ten (10) Acres OR at least \$10M PRV.

DEPARTMENT OF DEFENSE
Base Structure Report - As Of 30 Sept 04

SITE	COMPONENT	NAME NEAREST CITY	PHONE	ZIP CODE	BLDGS OWNED	BLDGS OWNED SQFT	BLDGS LEASED	BLDGS LEASED SQFT	TOTAL ACRES	ACRES OWNED	PRV (\$M)	MIL	CIV	OTHER	TOTAL
COMFLEACT Yokosuka (Sanno Hotel Tokyo)	Navy Active	Tokyo		96343	2	783			2		48.6				
COMFLEACT Yokosuka (Tsurumi Pol Dep)	Navy Active	Yokohama		96343	36	15,512			46		154.8				
COMFLEACT Yokosuka (Yokohama No Dock)	Navy Active	Yokohama		96343	2	1,302			18		77.3				
NAF Atsugi	Navy Active	Atsugi		96306	316	742,843	1	6,572	1,237		1,535.8	1,215	183	903	2,301
NAF Atsugi (Iwo Jima)	Navy Active	Iwo Jima Okinawa							243		302.1				
NAF Atsugi (Kami Seya)	Navy Active	Kami Seya			102	325,751			587		177.3				
NAF Atsugi (Kisarazu-JGSDF)	Navy Active	Kisarazu			12	23,095			515		252.0				
NAF Atsugi (Totsuka-NCTS)	Navy Active	Totsuka			25	19,074			191		63.6				
NAF Misawa	Navy Active	Misawa AFB		96319			77	886,565	27		308.3	683	10	94	787
NAF Misawa (Hachinohe Pol Dep)	Navy Active	Hachinohe			9	5,587			44		55.1				
OTHER SITE(S)¹ : 37					15	14,867	43	111,530	75	11	82.4	6,545	3,430	2,493	12,468
Japan Total:					7,722	25,181,857	3,073	18,586,650	127,696	1,358	44,248.9	49,357	7,188	19,577	76,122
Kenya															
NAVSUPPACT Bahrain (Kenya)	Navy Active	Mombasa			5	7,520					21.2				
OTHER SITE(S)¹ : 1					4	15,578					8.3	21	0	0	21
Kenya Total:					9	23,098	0	0	0	0	29.4	21	0	0	21
Kuwait															
OTHER SITE(S)¹ : 1											3.7	37	8	1	46
Kuwait Total:					0	0	0	0	0	0	3.7	37	8	1	46
Kwajalein Atoll															
U.S. Army Kwajalein Atoll	Army Active	Majuro		96555	832	3,312,551			1,361		2,175.7	23	59	14	96
Kwajalein Atoll Total:					832	3,312,551	0	0	1,361	0	2,175.7	23	59	14	96
Luxembourg															
Bettembourg Site	Army Active	Luxembourg		3280	1	24,984	2	55,493	117		173.1	10	2	7	19
Sanem Site	Army Active	Esch-S-Alzette		4989					97		130.0				
OTHER SITE(S)¹ : 1							5	11,564			1.2				
Luxembourg Total:					1	24,984	7	67,057	214	0	304.4	10	2	7	19
Netherlands															
Eygelshoven Storage Area	Army Active	Eygelshoven			12	6,277	1	6,000			101.7	15	54	33	102
Hendrik Mine	Army Active	Brunssum			1	2,152	11	99,985			24.7	212	22	135	369
Rotterdam Admin Facility	Army Active	Rotterdam					2	87,367	2		19.8	39	37	99	175
Schinnen	Army Active	Schinnen			1	200	285	460,741			59.8				
Schinnen Emma Mine	Army Active	Schinnen			35	86,419	14	141,920	24		58.6	57	62	372	491

¹ US Locations that do not meet criteria of at least ten (10) Acres AND at least \$10M PRV. US Territories and Non-US Locations that do not meet criteria of at least ten (10) Acres OR at least \$10M PRV.

DEPARTMENT OF DEFENSE
Base Structure Report - As Of 30 Sept 04

SITE	COMPONENT	NAME NEAREST CITY	PHONE	ZIP CODE	BLDGS OWNED	BLDGS OWNED SQFT	BLDGS LEASED	BLDGS LEASED SQFT	TOTAL ACRES	ACRES OWNED	PRV (\$M)	MIL	CIV	OTHER	TOTAL
OTHER SITE(S) ¹ : 5					3	3,562	49	89,065			14.3	139	0	3	142
Netherlands Total:					52	98,610	362	885,078	26	0	279.0	462	175	642	1,279
Norway															
OTHER SITE(S) ¹ : 3					1	4,550	2	4,156			6.5	3	0	0	3
Norway Total:					1	4,550	2	4,156	0	0	6.5	3	0	0	3
Oman															
Masirah Island MPT	AF Active	Dhuwvah							3,000						
Seeb MPT	AF Active	Sib			10	32,828			3,000		64.2	1	0	0	1
Thumrait MPT	AF Active	Salalah							3,000						
OTHER SITE(S) ¹ : 1					8	32,927					7.3	8	0	0	8
Oman Total:					18	65,755	0	0	9,000	0	71.5	9	0	0	9
Peru															
NAVMEDRCHINSTDET Lima	Navy Active	Lima		34031			2	32,889			11.4	26	0	37	63
Peru Total:					0	0	2	32,889	0	0	11.4	26	0	37	63
Portugal															
Aigualva Munitions Storage Annex	AF Active	Lajes			20	17,185			68		7.1				
Caldeira Ammunition Storage Area	AF Active	Lajes			2	6,295			29		2.9				
Cinco Picos Globecom Annex	AF Active	Praia da Victoria			3	25,963			159		11.1				
Covadascinzas Petroleum Products Stg Annex	AF Active	Praia da Victoria							41		67.8				
Lajes Field	AF Active	Lajes	011-351-295-540	09720	334	2,689,589			973		990.5	918	86	614	1,618
Praia da Victoria Dock Annex	AF Active	Praia da Victoria			11	18,666			4		20.4				
Praia da Victoria Fuel Storage Annex	AF Active	Praia da Victoria			9	4,916			53		133.3				
Villa Nova Globecom Annex	AF Active	Villa Nova			1	13,533			99		5.5				
OTHER SITE(S) ¹ : 13					16	5,673	3	20,100	19		16.0	50	3	0	53
Portugal Total:					396	2,781,820	3	20,100	1,445	0	1,254.8	968	89	614	1,671
Saint Helena															
Ascension Auxiliary Airfield	AF Active	Georgetown			123	378,341			3,856		337.3	3	0	0	3
Saint Helena Total:					123	378,341	0	0	3,856	0	337.3	3	0	0	3
Singapore															
Sembawang Hsg	AF Active	Sembawang									44.6	0	1	0	1
NAVREGCONTRCTR Singapore	Navy Active	Singapore					5	8,085			115.9	110	25	38	173

¹ US Locations that do not meet criteria of at least ten (10) Acres AND at least \$10M PRV. US Territories and Non-US Locations that do not meet criteria of at least ten (10) Acres OR at least \$10M PRV.

DEPARTMENT OF DEFENSE
Base Structure Report - As Of 30 Sept 04

SITE	COMPONENT	NAME NEAREST CITY	PHONE	ZIP CODE	BLDGS OWNED	BLDGS OWNED SQFT	BLDGS LEASED	BLDGS LEASED SQFT	TOTAL ACRES	ACRES OWNED	PRV (\$M)	MIL	CIV	OTHER	TOTAL
Singapore Total:					0	0	5	8,085	0	0	160.5	110	26	38	174
South Korea															
Bayonet Training Area	Army Active	Tong Du Chon	011-882-7913-11	96224					361						
Brooklyn Hill	Army Active	Yangsan	011-882-7913-11	96259	11	7,945			40		3.6				
Bullseye 01	Army Active	Kumchon Ni	011-882-7913-11	96205	45	40,482			21,199		19.7				
Bullseye 02	Army Active	Kumchon Ni	011-882-7913-11	96205					1,391						
Camp Ames	Army Active	Taejon City	011-882-7913-11	96271	9	19,158			20		4.8				
Camp Bonifas	Army Active	Kumohon Ri	011-882-7913-11	96251	85	186,486			36		53.0	0	0	91	91
Camp Carroll	Army Active	Waegwan	011-882-7913-11	96260	242	2,041,526	39	998,023	681		593.9	1,350	135	1,666	3,151
Camp Casey	Army Active	Tongduchon	011-882-7913-11	96224	676	4,243,275	2	9,468	3,497		1,074.9	5,283	84	1,947	7,314
Camp Castle	Army Active	Tond Du Chon	011-882-7913-11	96224	56	340,642			51		82.9	394	0	153	547
Camp Colbern	Army Active	Songnam	011-882-7913-11	96205	55	187,923			76		47.0	204	0	50	254
Camp Eagle	Army Active	Wonju City	011-882-7913-11	96297	56	446,817			114		134.8	202	1	27	230
Camp Edwards	Army Active	Kumchon Ni	508-968-5888	96251	70	252,260			62		65.7	182	1	91	274
Camp Essayons	Army Active	Uijongbu	011-882-7913-11	96258	121	303,734			76		81.1	415	1	121	537
Camp Falling Water	Army Active	Uijong Bu	011-882-7913-11	96258	41	133,735	1	400	59		29.8	16	6	266	288
Camp Garry Owen North	Army Active	Kumohon Ni	011-882-7913-11	96251	137	402,434			70		107.6	650	0	116	766
Camp Giant	Army Active	Kumchon	011-882-7913-11	96251	74	158,888			42		34.6	124	8	318	450
Camp Greaves	Army Active	Kumchon Ni	011-882-7913-11	96251	120	323,849			59		86.7	508	0	205	713
Camp Henry	Army Active	Taegu	011-882-7913-11	96218	104	424,339	35	220,630	60		148.8	806	255	936	1,997
Camp Hialeah	Army Active	Pusan	011-882-7913-11	96259	301	875,148	24	53,561	193		281.5	365	29	637	1,031
Camp Hovey	Army Active	Tongduchon	011-882-7913-11	96224	184	1,574,002	1	25,696	3,473		365.5	2,069	1	388	2,458
Camp Howze	Army Active	Kumchon Ni	011-882-7913-11	96251	167	544,366			157		147.7	481	3	256	740
Camp Humphreys	Army Active	Pyongtaek City	011-882-7913-11	96271	544	3,863,704	5	6,600	1,231		954.3	3,528	112	1,982	5,622

¹ US Locations that do not meet criteria of at least ten (10) Acres AND at least \$10M PRV. US Territories and Non-US Locations that do not meet criteria of at least ten (10) Acres OR at least \$10M PRV.

DEPARTMENT OF DEFENSE
Base Structure Report - As Of 30 Sept 04

SITE	COMPONENT	NAME NEAREST CITY	PHONE	ZIP CODE	BLDGS OWNED	BLDGS OWNED SQFT	BLDGS LEASED	BLDGS LEASED SQFT	TOTAL ACRES	ACRES OWNED	PRV (\$M)	MIL	CIV	OTHER	TOTAL
Camp Jackson	Army Active	Uijong Bu	011-882-7913-11	96258	45	177,290			406		41.3	202	0	40	242
Camp Kwangsa Ri	Army Active	Camp Kwangsa Ri	011-882-7913-11	96257	15	35,560	4	8,000	31		11.0	0	0	28	28
Camp Kyle	Army Active	Uijongbu	011-882-7913-11	96257	82	279,820			36		63.7	353	2	41	396
Camp Liberty Bell	Army Active	Munsan Up	011-882-7913-11	96251	39	93,992			17		22.3	0	0	1	1
Camp Long	Army Active	Wonju	011-882-7913-11	96297	134	313,401	8	13,007	85		84.0	227	8	229	464
Camp Market	Army Active	Inchon	011-882-7913-11	96205	63	590,052	39	588,104	118		179.1	11	4	448	463
Camp Nimble	Army Active	Tong Du Chon	011-882-7913-11	96224	31	119,928			16		29.1	393	0	30	423
Camp Page	Army Active	Chun Chon	011-882-7913-11	96208	152	725,733	6	30,114	468		221.4	603	10	311	924
Camp Red Cloud	Army Active	Uijong Bu	011-882-7913-11	96258	251	1,399,694			207		343.5	1,405	113	1,065	2,583
Camp Sears	Army Active	Uijongbu	011-882-7913-11	96257	41	132,443	1	92	32		43.6	158	0	55	213
Camp Stanley	Army Active	Uijong Bu	011-882-7913-11	96257	284	1,554,483	1	109	607		387.5	2,157	9	525	2,691
Camp Stanton	Army Active	Kumchon Ri	011-882-7913-11	96251	66	172,624			67		67.6	130	1	29	160
Camp Walker	Army Active	Taegu City	011-882-7913-11	96218	222	1,125,060			195		273.4	635	58	586	1,279
Camp Yongin	Army Active	Suwon	011-882-7913-11	96205	5	44,469	3	9,240	8		13.5	44	2	32	78
Chang San	Army Active	Pusan	011-882-7913-11	96259	13	12,838			26		4.5				
Cheju Do Training Center	Army Active	Mosulpo	011-882-7913-11	96220	31	42,684	1	468	12		12.8	0	0	12	12
Dartboard Site	Army Active	Taegu City	011-882-7913-11	96218	2	1,672			10		2.7				
Far East Dist Engr	Army Active	Seoul	011-882-7913-11	96205	31	109,906	14	73,008	11		37.4	0	1	110	111
Freedom Bridge	Army Active	Munsan Up	011-882-7913-11	96251	6	6,382			14		1.5				
Gimbols	Army Active	Tongduchon	011-882-7913-11	96224					2,952						
Gun Training Area	Army Active	Tong Du Chon	011-882-7913-11	96224					219						
H220 Heliport	Army Active	Tong Du Chon	011-882-7913-11	96224	54	247,327			52		56.8	11	1	175	187
High Point	Army Active	Chonan City	011-882-7913-11	96271	3	2,122			11		2.0				

¹ US Locations that do not meet criteria of at least ten (10) Acres AND at least \$10M PRV. US Territories and Non-US Locations that do not meet criteria of at least ten (10) Acres OR at least \$10M PRV.

DEPARTMENT OF DEFENSE
Base Structure Report - As Of 30 Sept 04

SITE	COMPONENT	NAME NEAREST CITY	PHONE	ZIP CODE	BLDGS OWNED	BLDGS OWNED SQFT	BLDGS LEASED	BLDGS LEASED SQFT	TOTAL ACRES	ACRES OWNED	PRV (\$M)	MIL	CIV	OTHER	TOTAL
K-16 Air Base	Army Active	Songnam	011-882-7913-11	96205	57	297,119	20	265,494	212		150.0	654	3	217	874
Kamaksan ASA	Army Active	Tong Du Chon	011-882-7913-11	96271	6	5,526			48		2.4	0	0	2	2
Koryosan ASA	Army Active	Inchon	011-882-7913-11	96205	7	6,462			12		3.0	0	0	1	1
Kunsan Pol Terminal Site	Army Active	Kunsan City	011-882-7913-11	96264	3	5,728			17		7.1				
La Guardia	Army Active	Uijongbu	011-882-7913-11	96257	79	171,393			34		42.7	196	0	41	237
Madison Site	Army Active	Suwon	011-882-7913-11	96205	11	8,638			22		6.8				
Masan Ammunition Depot	Army Active	Masan	011-882-7913-11	96259	17	57,265			1,060		16.5	0	2	9	11
Mobile	Army Active	Tong Du Chon	011-882-7913-11	96224					2,761			5	5	21	31
Niblo Barracks	Army Active	Seoul	011-882-7913-11	96205	10	28,392	2	6,345	7		10.9	0	0	30	30
Pier #8	Army Active	Kanman-Tong	011-882-7913-11	96259	4	7,759	7	98,524	12		29.7	9	8	79	96
Pusan Storage Facility	Army Active	Pusan	011-882-7913-11	96259	63	396,674	9	20,887	69		91.7	3	5	116	124
Pyongtaek Cpx Area	Army Active	Pyongtaek	011-882-7913-11	96271	9	8,872			110		5.8				
Richmond	Army Active	Taejon City	011-882-7913-11	96271	3	2,696			14		2.4				
Shinbuk Relay	Army Active	Pochon	011-882-7913-11	96258	5	4,240			13		7.4				
Sungnam Golf Course	Army Active	Songnam	011-882-7913-11	96205			10	60,983	230		25.6	0	0	89	89
Swiss and Swed Camp Mac HQ	Army Active	Munsan Up	011-882-7913-11	96251	26	36,518					11.0				
Tango	Army Active	Songnam	011-882-7913-11	96205	22	137,798	6	77,561	241		55.9	101	1	80	182
Watkins Range	Army Active	Tong Du Chon	011-882-7913-11	96224					45						
Yong Pyong	Army Active	TDC	011-882-7913-11	96224	50	162,006			3,345		63.4	2	1	95	98
Yongsan Garrison	Army Active	Seoul	011-882-7913-11	96205	781	4,666,263	257	2,557,537	638		1,314.4	4,614	1,241	6,323	12,178
Camp Humphreys Communications Site	AF Active	Pyongteak					21	177,456	19	19	33.9				
Camp Red Cloud Communications Site	AF Active	Euijeongbu					15	85,409	4	4	17.5				
Kimhae Storage Annex	AF Active	Kimhae			34	325,178			86		97.7	27	1	1	29
Koon Ni Air Range	AF Active	Koon Ni			20	28,405			5,882		9.0				

¹ US Locations that do not meet criteria of at least ten (10) Acres AND at least \$10M PRV. US Territories and Non-US Locations that do not meet criteria of at least ten (10) Acres OR at least \$10M PRV.

DEPARTMENT OF DEFENSE
Base Structure Report - As Of 30 Sept 04

SITE	COMPONENT	NAME NEAREST CITY	PHONE	ZIP CODE	BLDGS OWNED	BLDGS OWNED SQFT	BLDGS LEASED	BLDGS LEASED SQFT	TOTAL ACRES	ACRES OWNED	PRV (\$M)	MIL	CIV	OTHER	TOTAL
Kunsan Air Base	AF Active	Kunsan	011-82-63-470-1	96246	372	2,705,139			2,557		1,259.8	2,766	37	586	3,389
Kwang-Ju Air Base	AF Active	Kwang Ju			92	599,288			313		236.2	30	0	1	31
Osan Air Base	AF Active	Song Tan	011-82-31-661-1	96278	470	4,611,538	6	272,559	1,794		1,946.7	5,459	159	1,221	6,839
Osan Ni Ammunition Storage Annex	AF Active	Osan Ni			20	74,115			603		26.6				
Pil-Sung Air Range	AF Active	Sangori-Ni			9	19,910			27		14.8				
Suwon Air Base	AF Active	Suwon			41	125,985			235		333.7	455	9	48	512
Taegu Air Base	AF Active	Taegu			135	737,590			763		279.9	90	1	2	93
Wonju Air Station	AF Active	Wonju			13	7,715	5	10,491	93		33.9	11	0	0	11
Fleet Activities Chinhae	Navy Active	Chinhae			111	301,875			91		91.9	454	12	0	466
Fleet Activities Chinhae (Pohang)	Navy Active	Pohang			10	41,804			3		41.6	4	0	0	4
Fleet Activities Chinhae (Yechon)	Navy Active	Yechon									32.9				
Fleet Activities Chinhae (Yongsan Garrison)	Navy Active	Yongsan					20	70,994			13.8	1	0	0	1
OTHER SITE(S) ¹ : 25					87	110,141	28	172,788	67	1	64.3	210	12	464	686
South Korea Total:					7,235	39,250,225	590	5,913,548	59,976	24	12,597.6	37,997	2,342	22,393	62,732
Spain															
Moron Air Base	AF Active	Moron de la Frontera	011-34-955-84-8		148	813,607			2,811		621.8	143	9	11	163
NS Rota	Navy Active	Rota		09645	1,005	3,922,029			5,962		1,528.6	1,973	188	788	2,949
OTHER SITE(S) ¹ : 2							1	1,296			0.3				
Spain Total:					1,153	4,735,636	1	1,296	8,773	0	2,150.6	2,116	197	799	3,112
Trucial Oman Coast															
NAVSUPPACT Bahrain (Fujairah Aviation Unit)	Navy Active	Al Fujayrah					5	39,957			13.2	16	0	0	16
Trucial Oman Coast Total:					0	0	5	39,957	0	0	13.2	16	0	0	16
Turkey															
Ankara Administration Office	AF Active	Ankara			20	147,603			24		33.7	38	2	3	43
Batman Air Base	AF Active	Batman									18.2				
Cigli Air Base	AF Active	Buyuk Cigli			7	46,467					19.3				
Incirlik Air Base Adana	AF Active	Incirlik	011-90-322-316-	09824	643	3,568,970			3,338		1,196.9	1,443	119	137	1,699
Izmir Air Station	AF Active	Izmir	011-90-232-484-		4	8,927	6	167,671	1		32.4	117	9	48	174
Izmir Storage Annex No 2	AF Active	Izmir			12	6,514	13	125,722	11		27.0				
Mus Air Base	AF Active	Mus			11	22,011					13.0				
Yumurtalik Petroleum Prod Storage Annex	AF Active	Yumurtalik			5	7,623			142		34.4	1	0	2	3

¹ US Locations that do not meet criteria of at least ten (10) Acres AND at least \$10M PRV. US Territories and Non-US Locations that do not meet criteria of at least ten (10) Acres OR at least \$10M PRV.

DEPARTMENT OF DEFENSE
Base Structure Report - As Of 30 Sept 04

SITE	COMPONENT	NAME NEAREST CITY	PHONE	ZIP CODE	BLDGS OWNED	BLDGS OWNED SQFT	BLDGS LEASED	BLDGS LEASED SQFT	TOTAL ACRES	ACRES OWNED	PRV (\$M)	MIL	CIV	OTHER	TOTAL
OTHER SITE(S) ¹ : 12					10	135,869	8	20,526	1		20.0	14	0	1	15
Turkey Total:					712	3,943,984	27	313,919	3,517	0	1,394.9	1,613	130	191	1,934
<u>United Kingdom</u>															
RAF Hythe	Army Active	Southampton			3	2,581	23	217,510	35		44.8				
Beck Row Family Hsg	AF Active	Yildenhall					112	144,751	10		15.3				
Eriswell Family Hsg Annex	AF Active	Eriswell					144	723,183	62		76.6				
Lynn Wood Family Hsg	AF Active	Thetford					98	205,804	22		22.2				
Newmarket Fam Hsg Annex No 3	AF Active	Newmarket					140	399,140	35		43.2				
RAF Alconbury	AF Active	Alconbury			189	1,136,407			203		289.3	160	45	0	205
RAF Barford St John Transmitter Annex	AF Active	Barford St John			3	30,501			476		23.2				
RAF Bicester	AF Active	Bicester			255	202,684			35		36.3				
RAF Chelveston Fam Hsg Annex	AF Active	Rushden			22	79,272			17		11.9				
RAF Croughton	AF Active	Croughton	DSN 314- 236-111	09494	155	699,982			694		250.8	293	35	0	328
RAF Fairford	AF Active	Fairford	011-44-1285- 71-		102	474,812			1,170		627.9	223	22	0	245
RAF Feltwell	AF Active	Feltwell			18	240,046			332		230.8	46	2	0	48
RAF Lakenheath	AF Active	Lakenheath	011-44-1638- 52-	09464	465	3,472,729			2,006		1,717.6	4,682	248	0	4,930
RAF Mildenhall	AF Active	Mildenhall	011-44-1638- 54-	09459	321	1,960,226			1,121		1,094.4	3,968	221	0	4,189
RAF Mildenhall Storage Annex	AF Active	Mildenhall			19	19,701			36		5.4				
RAF Molesworth	AF Active	Thrapston	011-44-1480- 82-		32	172,989			659		198.2	362	2	0	364
RAF Molesworth Storage Anx No 12	AF Active	Molesworth			2	30,988			37		12.9				
RAF Shepherds Grove Family Hsg Annex	AF Active	Stanton			28	56,591			18		10.9				
RAF Upwood	AF Active	Upwood	011-44-1480- 84-		3	54,203			22		28.4	43	1	0	44
RAF Welford Ammo Stor Area	AF Active	Newbury			82	261,236			806		288.7				
JMF St Mawgan	Navy Active	St Mawgan		09409	25	294,603					101.0	297	33	19	349
NAVACT London	Navy Active	London		09499	20	105,001	5	196,644	104	0	234.9	852	212	181	1,245
OTHER SITE(S) ¹ : 30					51	106,303	107	147,864	54		77.4	47	5	0	52
United Kingdom Total:					1,795	9,400,855	629	2,034,896	7,954	0	5,442.1	10,973	826	200	11,999
OVERSEAS:					32,327	149,365,466	16,527	156,719,585	687,347	1,399	127,380.4	196,975	22,805	81,425	301,205
Worldwide Total:					295,816	2,015,253,675	24,964	206,652,911	29,819,492	28,105,485	658,106.2	1,840,062	473,306	203,328	2,516,696

¹ US Locations that do not meet criteria of at least ten (10) Acres AND at least \$10M PRV. US Territories and Non-US Locations that do not meet criteria of at least ten (10) Acres OR at least \$10M PRV.

**Department of Defense
Base Structure Report (BSR)
FY 2005 Baseline**

THIS PAGE INTENTIONALLY LEFT BLANK

DEPARTMENT OF DEFENSE

Base Structure Report - As Of 30 Sept 04

IX. INDIVIDUAL SERVICE INVENTORIES

DEPARTMENT OF DEFENSE - Army
Base Structure Report - As Of 30 Sept 04

SITE	COMPONENT	NAME NEAREST CITY	PHONE	ZIP CODE	BLDGS OWNED	BLDGS OWNED SQFT	BLDGS LEASED	BLDGS LEASED SQFT	TOTAL ACRES	ACRES OWNED	PRV (\$M)	MIL	CIV	OTHER	TOTAL
Alabama															
10C Stagefield	Army Active	New Brockton		36362	5	2,933			180	174	15.8				
310th Chem USARC	Army Reserve	Anniston		36205	3	74,932			19	19	10.9	162	2	0	164
Allen Stagefield	Army Active	Dothan		36352	6	3,663			114	114	15.8				
Anniston Army Depot	Army Active	Anniston	256-235-7501	36201	1,747	8,910,148	1	2,800	15,279	15,243	1,545.8	25	3,187	304	3,516
Bill Nichols USARC/ECS #158	Army Reserve	Anniston	256 231-9210	36201	2	61,185			20	20	14.4	256	9	0	265
Brown (4B) Stagefield	Army Active	New Brockton		36351	5	3,253			176	167	15.9				
Cairns Basefield	Army Active	Daleville		36322	61	456,896			1,326	1,285	165.7				
Fort Benning	Army Active	Columbus GA	706-545-5217	31905	65	54,337			12,138	11,954	26.9				
Fort McClellan	Army Active	Anniston	256-847-4102	36205	228	958,444			23,115	23,115	208.8				
Fort Rucker	Army Active	Daleville	334-255-1030	36362	1,448	7,070,426	3	8,860	59,447	57,772	1,464.9	5,801	1,841	920	8,562
Goldberg Stagefield	Army Active	Midland City		36360	7	4,542			101	99	13.9				
Highbluff Stagefield	Army Active	Hartford		36344	6	3,895			190	190	14.7				
Horace B Hanson USARC	Army Reserve	Birmingham	205-987-8443	35244	3	99,804			14	14	16.6	776	26	10	812
Hunt Stagefield	Army Active	Ozark		36360	5	3,754			153	134	14.8				
Louisville Stagefield	Army Active	Brundidge		36048	2	128			104	101	10.1				
Phosphate Dev Wks	Army Active	Sheffield		35662	2	14,763			67	63	33.9				
Redstone Arsenal	Army Active	Huntsville	256-876-2151	35898	1,699	11,738,408			37,910	37,910	3,242.7	1,859	8,753	3,866	14,478
Runkle Stagefield	Army Active	Elba		36323	6	4,782			235	235	10.8				
Shell Stagefield	Army Active	Enterprise		36330	13	63,607			296	246	39.9				
Skelly Stagefield	Army Active	Elba		36453	4	2,537			193	161	16.4				
Stinson (5AB) Stagefield	Army Active	New Brockton		36351	5	3,433			191	180	15.7				
Toth Stagefield	Army Active	Dothan		36305	4	3,177			128	125	20.0				
OTHER SITE(S) ¹: 35					59	473,440	2	24,774	380	356	89.0	3,290	132	0	3,422
Alabama Total:					5,385	30,012,487	6	36,434	151,776	149,677	7,023.3	12,169	13,950	5,100	31,219
Alaska															
Black Rapids Training Area	Army Active	Delta Junction		99737	10	40,775			2,785	2,785	16.6				
Donnelly Training Area	Army Active	Fairbanks		99775	27	89,039			631,693	631,693	66.2				
Fairbanks Eielson Pipeline	Army Active	Fairbanks		99505	1	515			120	103	370.3				
Fort Greely	Army Active	Fairbanks	907-873-1110	99737	197	1,607,442			7,200	7,200	1,442.4	2	110	276	388
Fort Richardson	Army Active	Anchorage	907-384-1110	99505	548	7,441,775	23	247,638	71,089	71,084	2,723.4	4,111	1,113	978	6,202
Fort Wainwright	Army Active	Fairbanks	907-353-1110	99775	528	7,472,169	215	1,167,722	656,241	656,241	3,931.5	5,079	743	845	6,667
Gerstle River Arctic Test Site	Army Active	Delta Junction		99737	4	14,814			20,750	20,750	15.4				
Haines Terminal	Army Active	Haines	907-766-2111	99505	5	32,305			201	201	58.2				
Seward Recreation Area	Army Active	Seward		99505	27	64,687			13	1	19.0				
Whittier Anchorage Pipeline	Army Active	Whittier		99505	3	5,283	1	14,400	224	220	163.8				
Yukon Command Training Site	Army Active	Fairbanks		99775	1	160			287,418	287,394	70.2				
OTHER SITE(S) ¹: 73					97	159,217	2	3,000	1,271,827	1,271,730	64.2	414	0	0	414

¹ US Locations that do not meet criteria of at least ten (10) Acres AND at least \$10M PRV. US Territories and Non-US Locations that do not meet criteria of at least ten (10) Acres OR at least \$10M PRV.

DEPARTMENT OF DEFENSE - Army

Base Structure Report - As Of 30 Sept 04

SITE	COMPONENT	NAME NEAREST CITY	PHONE	ZIP CODE	BLDGS OWNED	BLDGS OWNED SQFT	BLDGS LEASED	BLDGS LEASED SQFT	TOTAL ACRES	ACRES OWNED	PRV (\$M)	MIL	CIV	OTHER	TOTAL
Alaska Total:					1,448	16,928,181	241	1,432,760	2,949,560	2,949,402	8,941.3	9,606	1,966	2,099	13,671
American Samoa															
Te O USARC	Army Active	Tafuna		96799	1	14,240	1	3,600	93		6.7	329	3	10	342
American Samoa Total:					1	14,240	1	3,600	93	0	6.7	329	3	10	342
Arizona															
Barnes Hall USARC	Army Reserve	Phoenix	480-425-3588	85008	5	63,256			12	12	13.3	256	23	0	279
Camp Navajo	Army Guard	Camp Navajo	520-773-3205		894	3,013,490			28,345	28,345	782.1	164	6	146	316
Fort Huachuca	Army Active	Sierra Vista	520-538-7111	85613	1,773	7,765,957			73,299	71,623	2,107.6	7,016	2,418	1,447	10,881
Papago Military Reservation	Army Guard	Phoenix			65	610,324			451	451	133.7	2,148	279	231	2,658
Yuma Proving Ground	Army Active	Yuma	520-328-2151	85365	580	2,048,004			1,008,911	829,882	940.1	124	600	470	1,194
OTHER SITE(S) ¹: 11					30	86,737	1	36,400	57,659	57,641	30.5	1,658	29	16	1,703
Arizona Total:					3,347	13,587,768	1	36,400	1,168,677	987,954	4,007.3	11,366	3,355	2,310	17,031
Arkansas															
ECS 15	Army Reserve	Barling		72905	5	109,401	4	82,278	39	39	22.6	0	50	0	50
Fort Chaffee MTC	Army Guard	Fort Smith	501-484-2141		439	1,628,670			64,272	64,272	448.0	403	3	284	690
Maurice Britt USARC	Army Reserve	Little Rock		72118	8	194,542			43	43	36.0	1,104	154	6	1,264
Pine Bluff Arsenal	Army Active	Pine Bluff	870-540-3000	71602	911	3,609,063			13,493	13,426	1,274.2	38	1,065	293	1,396
OTHER SITE(S) ¹: 13					37	256,445			65	46	50.4	1,357	22	7	1,386
Arkansas Total:					1,400	5,798,121	4	82,278	77,911	77,826	1,831.2	2,902	1,294	590	4,786
California															
BT Collins USARC/OMS/AMSA (G)	Army Reserve	Sacramento		95828	10	191,585			38	38	47.2	912	21	5	938
Concord-CA-0696A	Army Active	Clyde		94520			125	260,617	6,100	6,100	382.2	4	36	3	43
Def Distr Reg West Sharpe Site	Army Active	Stockton		95231	95	3,433,616			724	724	704.1	5	11	42	58
Def Distr Reg West Tracy	Army Active	Tracy		95376	62	5,684,039	1	4,850	908	908	895.4	3	18	1	22
El Monte USARC	Army Reserve	El Monte	626-258-2347	91733	4	38,348			11	11	10.6	367	4	0	371
Fort Hunter Liggett	Army Reserve	King City	831-386-2605	93928	264	907,549			164,261	164,099	494.8	35	129	64	228
Fort Ord	Army Active	Seaside	831-899-4975	93955	1,627	6,265,339	106	391,408	12,272	12,272	1,875.4				
Hwd Of Oakland USARC/AMSA 85 G	Army Reserve	Oakland		94626	11	109,498			38	38	25.6	338	20	0	358
March USARC	Army Reserve	Moreno Valley		92518	1	1,255	7	71,133	21	21	14.2	591	21	0	612
Mare Is. USARC OMS Marine AMSA	Army Reserve	Vallejo		94592	12	163,469			34	34	50.7	669	23	0	692
Moffett Community Hsg	Army Reserve	Mountain View		94035	110	783,990			141	141	139.7				
MTA Camp Roberts	Army Guard	San Miguel	805-238-3100		807	3,166,911			42,815	42,814	1,420.6	401	171	173	745
NG Hammer Field	Army Guard	Fresno	559-292-1040		6	109,749			30	30	21.6	766	10	6	782
NTC and Fort Irwin	Army Active	Barstow	760-380-4111	92310	686	3,918,313			636,331	636,181	2,014.7	4,715	648	1,193	6,556
Ord Military Community	Army Active	Seaside		93955	53	543,153			771	771	440.5				
Parks Reserve Forces Tng Area	Army Reserve	Richmond	925-803-5600	94568	114	1,041,012			2,478	2,478	268.2	1,435	113	1,549	3,097

¹ US Locations that do not meet criteria of at least ten (10) Acres AND at least \$10M PRV. US Territories and Non-US Locations that do not meet criteria of at least ten (10) Acres OR at least \$10M PRV.

DEPARTMENT OF DEFENSE - Army
Base Structure Report - As Of 30 Sept 04

SITE	COMPONENT	NAME NEAREST CITY	PHONE	ZIP CODE	BLDGS OWNED	BLDGS OWNED SQFT	BLDGS LEASED	BLDGS LEASED SQFT	TOTAL ACRES	ACRES OWNED	PRV (\$M)	MIL	CIV	OTHER	TOTAL
Patton Hall USARC	Army Reserve	Bell	323-307-3400	90201	4	159,712			21	21	34.3	480	18	0	498
Presidio Of Monterey	Army Active	Monterey	831-242-5000	93944	138	1,784,134			392	392	501.4	4,280	1,318	1,010	6,608
Riverbank AAP	Army Active	Riverbank	209-869-2577	95367	118	755,705			172	171	258.7	0	4	171	175
Sacramento Army Depot	Army Active	Sacramento		95813	25	252,242			48	48	175.4				
Sacramento Depot Activity	Army Guard	Sacramento			8	17,150			22	22	12.2				
SAT COM	Army Active	Paso Robles		93431	11	43,039	2	16,500	23	23	16.0	53	2	0	55
Sierra Army Depot	Army Active	Reno	530-827-2111	96113	1,029	5,261,601			36,994	36,984	1,648.9	3	530	234	767
Silas B. Hays	Army Active	Seaside		93955	1	369,662			24	24	82.6				
TS AFRC Los Alamitos	Army Guard	Los Alamitos	562-795-2571		142	1,148,615			2,676	2,676	397.7	2,549	209	370	3,128
Tustin USARC	Army Reserve	Santa Ana	949-726-1250	92606	2	42,214			17	17	10.8	587	7	30	624
OTHER SITE(S) ¹: 45					98	1,199,487	18	202,941	273	252	361.0	8,037	196	188	8,421
California Total:					5,438	37,391,387	259	947,449	907,637	907,291	12,304.1	26,230	3,509	5,039	34,778
Colorado															
Flatiron	Army Guard	Longmont			3	73,710			11	11	14.5	172	37	47	256
Fort Carson	Army Active	Colorado Spring	719-526-5811	80913	673	8,387,516	5	12,879	137,404	137,404	3,171.1	14,061	1,719	1,558	17,338
Joe P Martinez USARC/AMSA #100	Army Reserve	Denver	303-371-0608	80239	3	82,127			20	20	17.9	539	28	0	567
Pinon Canyon	Army Active	Trinidad		80159	22	64,155			235,896	235,896	122.5	0	6	0	6
Pueblo Chemical Depot	Army Active	Pueblo	719-549-4111	81006	1,135	6,119,518			23,121	23,121	1,356.6	1	207	58	266
Rocky Mountain Arsenal	Army Active	Commerce City	303-289-0140	80022	143	1,378,183			17,215	17,051	388.2	0	0	55	55
William T. Fitzsimons USARC	Army Reserve	Aurora	303-360-0963	80045	4	163,390			21	21	34.3	859	13	0	872
OTHER SITE(S) ¹: 8					6	82,885	2	63,650	290	277	27.7	636	6	0	642
Colorado Total:					1,989	16,351,484	7	76,529	413,978	413,801	5,132.8	16,268	2,016	1,718	20,002
Connecticut															
AASF	Army Guard	Windsor Locks	860-292-2526		16	185,120			32	32	59.5	8	0	1	9
Berry-Rosenblatt AFRC	Army Reserve	West Hartford	860-231-2019	06110	2	108,163			12	12	22.1	901	13	0	914
BG John W Middleton USARC	Army Reserve	East Windsor	860-627-2410	06088	5	66,120			16	15	19.2	203	7	1	211
Stratford Army Engine Plant	Army Active	Stratford	203-377-8781	06497	42	1,616,856			124	124	350.6	0	1	50	51
OTHER SITE(S) ¹: 7					12	150,761	2	15,065	51	44	38.4	810	37	0	847
Connecticut Total:					77	2,127,020	2	15,065	235	227	489.8	1,922	58	52	2,032
Delaware															
NG New Castle TS Rifle Range	Army Guard	New Castle	302-326-7414		29	155,434			227	227	23.1	78	72	9	159
OTHER SITE(S) ¹: 3					15	90,822			18	18	19.0	579	11	0	590
Delaware Total:					44	246,256	0	0	245	245	42.1	657	83	9	749
District of Columbia															
Fort Lesley J McNair	Army Active	Washington	202-685-3090	20319	59	1,084,123			107	107	240.5	913	580	191	1,684

¹ US Locations that do not meet criteria of at least ten (10) Acres AND at least \$10M PRV. US Territories and Non-US Locations that do not meet criteria of at least ten (10) Acres OR at least \$10M PRV.

DEPARTMENT OF DEFENSE - Army
Base Structure Report - As Of 30 Sept 04

SITE	COMPONENT	NAME NEAREST CITY	PHONE	ZIP CODE	BLDGS OWNED	BLDGS OWNED SQFT	BLDGS LEASED	BLDGS LEASED SQFT	TOTAL ACRES	ACRES OWNED	PRV (\$M)	MIL	CIV	OTHER	TOTAL
Walter Reed AMC Main Post	Army Active	Washington	202-782-3501	20307	59	4,612,955	1	5,040	113	113	1,277.0	3,102	2,540	513	6,155
OTHER SITE(S) ¹: 1					3	6,405			16	16	1.5				
District of Columbia Total:					121	5,703,483	1	5,040	236	236	1,519.0	4,015	3,120	704	7,839
Florida															
LTC Luis E. Martinez USARC	Army Reserve	Miami	305-378-4822	33177	2	82,720			28	28	13.3	1,263	11	0	1,274
Orlando ASF 49	Army Reserve	Orlando		32827	3	28,813			34	34	14.5				
Sp Forces Site-Key West	Army Active	Key West		33040	10	75,438			24	24	16.6				
St Petersburg AFRC	Army Reserve	St Petersburg			5	236,677			58	58	36.3				
Taft USARC	Army Reserve	Olando	407-856-6139	32827	3	154,248			43	43	22.6	453	19	0	472
OTHER SITE(S) ¹: 28					107	784,388	8	94,067	537	508	145.3	5,255	517	48	5,820
Florida Total:					130	1,362,284	8	94,067	725	697	248.6	6,971	547	48	7,566
Georgia															
Army Recr Area Lake Allatoona	Army Active	Marietta		30121	29	36,399			85	85	10.1				
Dahlonega	Army Active	Dahlonega	706-864-3327	30533	49	135,022			289	289	28.1	276	5	8	289
Decatur USARC	Army Reserve	Decatur	404-286-3240	30032	1	85,680			11		13.6	1,144	19	0	1,163
Fort Benning	Army Active	Columbus	706-545-2011	31905	2,909	19,827,643			171,873	171,867	3,814.3	27,627	2,611	2,362	32,600
Fort Gillem	Army Active	Forest Park	404-469-5000	30297	136	5,438,453			1,531	1,474	797.1	1,947	524	1,733	4,204
Fort Gordon	Army Active	Augusta	706-791-0110	30905	1,115	9,136,007			55,597	55,596	2,053.4	13,195	1,840	1,921	16,956
Fort Gordon Recreation Area	Army Active	Augusta		30905	55	54,400			909	909	15.9				
Fort McPherson	Army Active	Atlanta	404-464-3113	30330	216	2,193,306			487	487	403.3	2,197	1,996	1,060	5,253
Fort Stewart	Army Active	Hinesville	912-767-1411	31314	1,294	7,568,751	7	8,739	279,271	279,270	2,377.3	16,723	1,652	942	19,317
Hunter Army Airfield	Army Active	Savannah	912-352-6521	31409	315	3,006,169			5,653	5,372	948.1	3,980	280	211	4,471
VTS Catoosa	Army Guard	Tunnel Hill	706-935-4897		36	77,326			1,627	1,627	21.8	0	0	10	10
OTHER SITE(S) ¹: 21					75	469,605	13	133,619	390	192	97.2	2,475	78	0	2,553
Georgia Total:					6,230	48,028,761	20	142,358	517,723	517,168	10,580.2	69,564	9,005	8,247	86,816
Guam															
Fort Juan Muna	Army Guard	Tamuning			37	80,503			15	15	25.6	273	0	0	273
Guam US Army Reserve Center	Army Active	Agana		96550	6	59,936			20	20	24.5	369	7	0	376
Guamng Barrigada Complex	Army Guard	Barrigada			3	89,095			51	51	31.1	648	0	0	648
Guam Total:					46	229,534	0	0	86	86	81.1	1,290	7	0	1,297
Hawaii															
Aliamanu Military Reservation	Army Active	Honolulu		96857	1,295	4,981,267			603	597	840.1	7	37	95	139
Dillingham Mil Res	Army Active	Waiialua		96857	19	11,079			664	628	38.4				
Fort De Russy	Army Active	Honolulu		96857	8	782,755			73	71	169.2	0	12	877	889
Fort Shafter	Army Active	Honolulu	808-438-9375	96857	354	2,490,691			589	588	731.3	2,912	1,275	547	4,734
Helemano Military Reservation	Army Active	Wahiawa		96857	237	1,784,363			290	282	379.8	519	19	57	595

¹ US Locations that do not meet criteria of at least ten (10) Acres AND at least \$10M PRV. US Territories and Non-US Locations that do not meet criteria of at least ten (10) Acres OR at least \$10M PRV.

DEPARTMENT OF DEFENSE - Army
Base Structure Report - As Of 30 Sept 04

SITE	COMPONENT	NAME NEAREST CITY	PHONE	ZIP CODE	BLDGS OWNED	BLDGS OWNED SQFT	BLDGS LEASED	BLDGS LEASED SQFT	TOTAL ACRES	ACRES OWNED	PRV (\$M)	MIL	CIV	OTHER	TOTAL
Kahuku Tng Area	Army Active	Kahuku		96857	15	22,421			9,480	8,313	25.0				
Kalaeloa	Army Guard	Kapolei			15	283,451			147	147	146.2	982	10	182	1,174
Kilauea Mil Reserve	Army Active	Hilo		96857	89	152,237			72	55	59.1	0	13	105	118
Kipapa Ammo Storage Site	Army Active	Waipahu		96857	80	209,297			401	370	78.3				
Makua Mil Reserve	Army Active	Waianae		96857	4	4,751			4,195	3,413	16.9				
Pohakuloa Training Area	Army Active	Hilo	808-438-3501	96857	167	271,125			107,872	84,816	215.9	12	127	23	162
Schofield Bks Mil Reserve	Army Active	Wahiawa	808-449-1110	96857	1,955	12,240,635			16,674	13,607	3,430.7	10,727	1,044	1,457	13,228
Signal Cable Trunking System	Army Active	Wahiawa		96857	44	9,171			201	62	76.7				
Tripler AMC	Army Active	Honolulu		96857	129	2,212,789			367	358	685.9	1,518	1,167	892	3,577
TS Waiawa Gulch	Army Guard	Pearl City	808-456-3209		10	145,206			19	19	24.7	319	19	3	341
USA Field Station Kunia	Army Active	Kunia		96857	9	272,040			95	34	122.7	13	0	141	154
Waianae	Army Active	Waianae		96857	46	46,486	1	637	14	13	16.4	0	0	30	30
Waikakalaua Ammo Stor Tunnels	Army Active	Mililani		96857	49	104,236			314	313	41.3				
Wheeler Army Airfield	Army Active	Wahiawa		96857	493	2,184,318			1,370	1,369	801.2	2,133	281	257	2,671
OTHER SITE(S) ¹ : 8					19	88,092			23,506	33	47.6	266	8	3	277
Hawaii Total:					5,037	28,296,410	1	637	166,946	115,088	7,947.3	19,408	4,012	4,669	28,089
Idaho															
Edgemead TS Mtn Home	Army Guard	Mountain Home			11	60,986			151	151	11.8	45	0	0	45
OTHER SITE(S) ¹ : 10					22	125,701	3	71,598	1,772	1,727	46.8	765	21	0	786
Idaho Total:					33	186,687	3	71,598	1,923	1,878	58.6	810	21	0	831
Illinois															
Charles Melvin Price Spt Ctr	Army Active	Granite City	618-452-4260	62040	9	349,219			136	136	47.4	0	1	0	1
Col P. Schulstad USARC	Army Reserve	Arlington Hghts		60005	7	137,959			48	48	40.1	1,069	30	144	1,243
Granite City OMS/Storage	Army Reserve	Granite City		62040	21	155,760			42	42	35.8	408	5	0	413
Joliet AAP Elwood	Army Active	Joliet		60481	403	1,521,631			3,186	3,186	457.0				
Joliet AAP Kankakee	Army Active	Joliet		60481	28	124,394			1,597	1,597	31.2				
N Riverside (NG Maint Center)	Army Guard	North Riverside	847-824-6007		18	184,734			21	21	38.3	847	58	7	912
North Shore Memorial USARC	Army Reserve	Lakeforest		60037	4	47,096			14	14	12.3	267	8	0	275
Parkhurst USARC/OMS/DS	Army Reserve	Darien	630-910-3213	60561	2	87,595			13	13	21.1	503	13	0	516
Rock Island Arsenal	Army Active	Rock Island	309-782-6001	61299	179	6,538,579	1	48,068	868	867	1,256.4	137	4,550	741	5,428
Savanna Depot Act	Army Active	Clinton	815-273-8000	61074	816	3,420,123			9,339	9,339	1,079.2	0	0	2	2
Sheridan Reserve Complex	Army Reserve	Highland Park	847-266-2450	60037	37	462,145			90	90	98.0	1,337	44	54	1,435
USAR Joliet Outdr Tng (Elwood)	Army Reserve	Joliet		60421	23	40,853			3,585	3,585	16.8				
Vietnam Vet Memorial USARC	Army Reserve	Homewood	708-957-2036	60430	5	37,220			46	44	13.8	356	8	0	364
OTHER SITE(S) ¹ : 28					60	590,334	20	243,232	143	123	191.7	2,812	73	0	2,885
Illinois Total:					1,612	13,697,642	21	291,300	19,127	19,105	3,339.0	7,736	4,790	948	13,474

¹ US Locations that do not meet criteria of at least ten (10) Acres AND at least \$10M PRV. US Territories and Non-US Locations that do not meet criteria of at least ten (10) Acres OR at least \$10M PRV.

DEPARTMENT OF DEFENSE - Army
Base Structure Report - As Of 30 Sept 04

SITE	COMPONENT	NAME NEAREST CITY	PHONE	ZIP CODE	BLDGS OWNED	BLDGS OWNED SQFT	BLDGS LEASED	BLDGS LEASED SQFT	TOTAL ACRES	ACRES OWNED	PRV (\$M)	MIL	CIV	OTHER	TOTAL
Indiana															
Camp Atterbury	Army Guard	Edinburgh	812-526-1169		387	1,183,505			33,139	33,139	450.5	1,055	70	542	1,667
Evansville AFRC	Army Reserve	Evansville	812-476-1357	47711	2	49,521			10	5	10.1	192	14	0	206
Fort Ben Harrison USARC	Army Reserve	Lawrence		46216	23	278,695			138	138	53.7	753	35	1	789
Fort Benjamin Harrison	Army Active	Indianapolis	317-532-4100	46226	181	1,499,586			1,732	1,732	353.2	1	0	0	1
Indiana AAP	Army Active	Charlestown	812-284-7707	47111	1,273	4,693,329			11,347	9,790	1,286.2				
Jefferson Proving Ground	Army Active	Madison	812-273-2551	47250	210	360,050			53,235	53,235	145.0	20	1	0	21
Lyle J. Thompson USARC	Army Reserve	South Bend	219-232-8818	46628	3	57,885			12		11.5	169	24	0	193
Newport Chem Depot	Army Active	Terre Haute	765-245-4502	47966	239	1,005,862	1	3,000	8,498	7,098	424.9	1	35	109	145
OTHER SITE(S) ¹: 18					32	478,104	1,926	7,232,592	1,110	1,095	2,088.8	2,761	659	38	3,458
Indiana Total:					2,350	9,606,537	1,927	7,235,592	109,221	106,232	4,824.0	4,952	838	690	6,480
Iowa															
Camp Dodge Johnston TS	Army Guard	Johnston			33	664,908			28,847	2,083	150.0	2,100	338	837	3,275
Des Moines Reserve Complex	Army Reserve	Des Moines	515-285-4113	50315	8	162,152			40	40	28.9	960	22	48	1,030
Iowa.AAP	Army Active	Burlington	319-754-8605	52638	1,008	4,267,739			19,011	19,011	1,333.1	2	31	12	45
OTHER SITE(S) ¹: 23					37	367,961	5	55,058	196	157	85.6	2,038	74	0	2,112
Iowa Total:					1,086	5,462,760	5	55,058	48,095	21,291	1,597.7	5,100	465	897	6,462
Kansas															
Def Ind Plt Eqp Fac	Army Active	Atchison		66002	5	2,581,915			125	125	228.7				
Fort Leavenworth	Army Active	Leavenworth	913-684-4021	66027	908	8,536,153			5,637	5,637	1,714.0	3,956	1,409	1,454	6,819
Fort Riley	Army Active	Junction City	785-239-3911	66442	1,797	13,572,915	1	3,706	100,656	100,652	3,254.5	9,979	1,773	1,658	13,410
Kansas AAP	Army Active	Parsons	620-421-7400	67357	509	2,205,463			13,835	13,727	648.4	0	8	3	11
New Century USARC/ASF # 37	Army Reserve	Olathe	913-782-1077	66031	3	84,786			18	16	18.1	466	47	0	513
Sunflower AAP	Army Active	Desoto	913-791-6786	66018	538	1,696,730			9,542	9,063	758.4	0	0	6	6
Topeka Future	Army Reserve	Topeka	785-267-6243	66609	2	47,527			12	12	66.9	405	9	0	414
Wichita USARC	Army Reserve	Wichita	316-681-1759	67210	3	155,043			18	18	25.9	946	129	0	1,075
OTHER SITE(S) ¹: 21					40	317,246	9	67,266	168	129	69.7	1,497	33	0	1,530
Kansas Total:					3,805	29,197,778	10	70,972	130,011	129,379	6,784.7	17,249	3,408	3,121	23,778
Kentucky															
Blue Grass Army Depot	Army Active	Richmond	859-625-6380	40475	1,095	3,822,652			14,596	14,596	1,006.6	103	611	96	810
Brooks-Lawler USARC/AMSA #71	Army Reserve	Newport	606-441-3025	41075	7	64,755			15	15	11.9	345	21	0	366
Fort Campbell	Army Active	Clarksville	270-798-2151	42223	497	7,011,538			36,596	35,985	2,661.2	28,753	2,031	2,611	33,395
Fort Knox	Army Active	Radcliff	502-624-1181	40121	2,207	15,760,249			109,210	109,054	3,652.1	15,359	2,560	2,219	20,138
Lexington AFRC	Army Reserve	Lexington	606-255-8470	40511	5	58,878			10	10	10.3	387	3	0	390
Lexington Facility	Army Active	Lexington	859-252-7550	40475	9	166,352			780	780	75.4	2	2	0	4
Louisville Kentucky	Army Reserve	Louisville	502-454-2908	40205	7	129,784	2	26,561	23	23	28.0	733	9	0	742

¹ US Locations that do not meet criteria of at least ten (10) Acres AND at least \$10M PRV. US Territories and Non-US Locations that do not meet criteria of at least ten (10) Acres OR at least \$10M PRV.

DEPARTMENT OF DEFENSE - Army
Base Structure Report - As Of 30 Sept 04

SITE	COMPONENT	NAME NEAREST CITY	PHONE	ZIP CODE	BLDGS OWNED	BLDGS OWNED SQFT	BLDGS LEASED	BLDGS LEASED SQFT	TOTAL ACRES	ACRES OWNED	PRV (\$M)	MIL	CIV	OTHER	TOTAL
OTHER SITE(S) ¹ : 19					25	147,266	12	87,610	622	608	47.1	1,178	29	0	1,207
Kentucky Total:					3,852	27,161,474	14	114,171	161,853	161,073	7,492.4	46,860	5,266	4,926	57,052
Louisiana															
Camp Minden	Army Guard	Minden	318-459 5652		67	276,709			13,665	13,665	49.0	311	0	243	554
England Authority	Army Active	Alexandria		71303			21	110,460	247		20.7				
Fort Polk	Army Active	Leesville	337-531-2911	71459	1,269	8,110,764	6	755,365	198,721	197,930	2,899.3	8,336	1,539	1,355	11,230
Louisiana AAP	Army Active	Shreveport		71023	576	2,612,485			1,283	1,283	738.6	0	3	235	238
OTHER SITE(S) ¹ : 14					48	330,281	3	57,214	79	39	84.4	3,200	78	0	3,278
Louisiana Total:					1,960	11,330,239	30	923,039	213,995	212,917	3,792.0	11,847	1,620	1,833	15,300
Maine															
OTHER SITE(S) ¹ : 6					21	132,884			1,260	1,244	28.1	414	13	4	431
Maine Total:					21	132,884	0	0	1,260	1,244	28.1	414	13	4	431
Maryland															
1Sg Adam S Brandt USARC	Army Reserve	Baltimore	410-631-7733	21226	3	52,684			27	27	12.2	568	21	0	589
Aberdeen Proving Ground	Army Active	Aberdeen	410-278-5201	21005	1,970	14,429,407			72,406	72,229	3,062.6	5,723	5,590	1,589	12,902
Blossom Pt Research Facility	Army Active	Washington D C			43	69,734			1,600	1,600	37.9	0	8	0	8
Curtis Bay - Baltimore	Army Reserve	Baltimore	410-784-7600	21226	2	27,600			18	18	55.6				
Fort Detrick	Army Active	Frederick	301-619-8000	21702	189	1,929,539			1,153	1,143	994.2	1,447	1,498	1,288	4,233
Fort George G Meade	Army Active	Baltimore	301-677-6261	20755	317	4,660,240	12	64,225	5,067	5,067	1,938.6	9,383	2,201	17,018	28,602
Fort Ritchie	Army Active	Waynesboro			237	1,292,779	1	18,671	638	637	230.8	10	0	0	10
National Imagery & Mapping Agency	Army Active	Bethesda	301-227-7300	20816	9	836,120			40	39	138.5				
Pvt Henry Costin	Army Guard	Laurel			3	55,747			23	23	10.3	282	4	0	286
U.S.A. Adelphi Laboratory Ctr	Army Active	Adelphi	301-394-3137		30	1,131,049			207	207	275.2	89	799	100	988
Walter Reed AMC Forest Glen	Army Active	Silver Spring	202-782-3501	20910	65	1,745,334			164	164	472.7	320	262	189	771
Walter Reed AMC Glen Haven	Army Active	Silver Spring		20902	46	389,293			21	20	36.0	0	0	5	5
OTHER SITE(S) ¹ : 19					49	403,354			176	138	99.0	2,283	30	0	2,313
Maryland Total:					2,963	27,022,880	13	82,896	81,541	81,312	7,363.6	20,105	10,413	20,189	50,707
Massachusetts															
94th RRC HQ USARC	Army Reserve	Ayer		01432	1	81,206			14	14	17.1	280	61	0	341
Cpl G M Craig USARC/AMSA 163	Army Reserve	Brockton	508-586-8147	02401	2	66,423			14	14	15.2	254	21	0	275
Devens Reserve Forces Tng Area	Army Reserve	Ayer	978-796-3307	01432	126	1,531,198			5,226	5,226	372.3	702	69	0	771
MTA Camp Edwards	Army Guard	Bourne	508-968-5884		228	956,710			14,712	14,712	352.0	517	58	36	611
Soldier Systems Center	Army Active	Natick	508-233-4300	01760	76	857,614			78	78	203.9	93	800	326	1,219
South Boston Support Activity	Army Reserve	Boston		02210	2	583,529			11	11	114.7	334	24	892	1,250
SSC Hudson Housing	Army Active	Hudson		01760	14	50,153			134	86	10.3				

¹ US Locations that do not meet criteria of at least ten (10) Acres AND at least \$10M PRV. US Territories and Non-US Locations that do not meet criteria of at least ten (10) Acres OR at least \$10M PRV.

DEPARTMENT OF DEFENSE - Army
Base Structure Report - As Of 30 Sept 04

SITE	COMPONENT	NAME NEAREST CITY	PHONE	ZIP CODE	BLDGS OWNED	BLDGS OWNED SQFT	BLDGS LEASED	BLDGS LEASED SQFT	TOTAL ACRES	ACRES OWNED	PRV (\$M)	MIL	CIV	OTHER	TOTAL
Westover AFRC	Army Reserve	Chicopee	413-594-9373	01022	2	52,477			12	12	43.5	181	9	0	190
OTHER SITE(S) ¹: 17					89	433,898	4	93,865	105	100	107.7	1,751	31	0	1,782
Massachusetts Total:					540	4,613,208	4	93,865	20,306	20,254	1,236.6	4,112	1,073	1,254	6,439
Michigan															
CTC Fort Custer Trng Center	Army Guard	Battle Creek	616-964-4023		127	489,923			7,570	7,570	167.1	540	13	184	737
Detroit Arsenal	Army Active	Detroit	DSN 786-5000	48397	35	1,573,951	3	28,755	170	170	403.4	113	3,009	187	3,309
Dr Mary E Walker Memorial USARC	Army Reserve	Walker		49544	3	144,080			14	14	32.5	349	6	0	355
Grayling Airfield	Army Guard	Grayling	517-348-3611		41	118,125			875	767	89.4				
Sebille Manor FH Michigan	Army Active	Mount Clemens		48045	240	675,013			103	103	139.3				
Southfield USARC	Army Reserve	Southfield	248-356-6575	48034	10	105,378			26	25	25.4	651	9	0	660
US Army Garrison Selfridge	Army Active	Mount Clemens	586-307-4016	48045	211	1,069,647	7	64,474	520	520	259.3	164	65	373	602
OTHER SITE(S) ¹: 19					35	516,244	2	52,537	119	108	128.5	2,579	80	7	2,666
Michigan Total:					702	4,692,361	12	145,766	9,397	9,276	1,244.9	4,396	3,182	751	8,329
Minnesota															
Arden Hills Army Training Site	Army Guard	Arden Hills			56	135,455			1,521	1,521	34.4	0	33	0	33
Arden Hills USARC	Army Reserve	New Brighton	651-631-2845	55126	3	143,090			54	54	25.2	550	37	0	587
Fort Snelling USARC/AMSA	Army Reserve	Minneapolis	612-726-9252	55111	6	262,152			61	61	54.7	1,570	168	2	1,740
Twin Cities AAP	Army Active	New Brighton	651-633-2301	55112	111	2,844,828			832	813	662.3	1	0	0	1
OTHER SITE(S) ¹: 19					34	589,683	1	5,760	250	71	96.8	1,601	45	0	1,646
Minnesota Total:					210	3,975,208	1	5,760	2,719	2,521	873.4	3,722	283	2	4,007
Mississippi															
BG George A Morris USARC	Army Reserve	Vicksburg	601-631-6172	39180	2	75,625			13	13	11.3	211	13	0	224
CTA Camp McCain	Army Guard	Elliott	662-227-3611		83	332,786			13,014	13,014	87.5	166	19	44	229
Mississippi AAP	Army Active	Picayune		39529	113	1,665,784			4,214	4,214	324.0	0	5	0	5
OTHER SITE(S) ¹: 16					49	376,206	1	15,254	124,605	124,367	73.3	3,960	364	1,670	5,994
Mississippi Total:					247	2,450,401	1	15,254	141,846	141,607	496.1	4,337	401	1,714	6,452
Missouri															
Belton USARC/AMSA #57	Army Reserve	Richards Gebaur		64012	3	58,161			195	195	10.3	758	33	0	791
Fort Leonard Wood	Army Active	Waynesville	573-596-0131	65473	2,163	12,843,263			62,911	62,897	3,357.5	21,873	2,016	2,358	26,247
Lake City AAP	Army Active	Independence	816-796-7111	64051	417	3,170,390			3,950	3,935	921.7	1	26	2	29
Lake Of the Ozarks Recreation	Army Active	Camdenton		65049	18	17,068			359		23.3				
MTA Camp Clark (Nevada)	Army Guard	Nevada	417-667-2357		204	242,098			615	615	77.4	40	8	14	62
MTA Camp Crowder (Neosho)	Army Guard	Neosho	417-451-5444		67	192,382			4,362	4,362	80.0	0	15	395	410
Springfield AFRC/AMSA #54	Army Reserve	Springfield	417-864-5645	65802	4	81,899			18	18	15.8	471	6	0	477

¹ US Locations that do not meet criteria of at least ten (10) Acres AND at least \$10M PRV. US Territories and Non-US Locations that do not meet criteria of at least ten (10) Acres OR at least \$10M PRV.

DEPARTMENT OF DEFENSE - Army
Base Structure Report - As Of 30 Sept 04

SITE	COMPONENT	NAME NEAREST CITY	PHONE	ZIP CODE	BLDGS OWNED	BLDGS OWNED SQFT	BLDGS LEASED	BLDGS LEASED SQFT	TOTAL ACRES	ACRES OWNED	PRV (\$M)	MIL	CIV	OTHER	TOTAL
St Charles USARC	Army Active	St Charles	314-429-5080	63304	19	133,527			1,656	1,655	43.9				
St Louis #3/Sverdrup USAR	Army Reserve	St Louis	314-263-3430	63120	3	107,973			21	21	20.7	689	44	0	733
St Louis #4/Ord Plant	Army Reserve	St Louis		63120	41	82,087			17	17	24.8				
St Louis AAP	Army Active	St Louis		63120	9	137,092			18	18	20.6				
OTHER SITE(S) ¹: 16					22	250,126	12	141,638	59	47	69.5	2,853	38	0	2,891
Missouri Total:					2,970	17,316,066	12	141,638	74,181	73,781	4,665.5	26,685	2,186	2,769	31,640
Montana															
Fort Missoula	Army Guard	Missoula	406-728-0456		12	76,989			14	14	12.4	0	5	0	5
MTA Fort Wm Henry Harrison	Army Guard	Helena	406-841-3009		97	693,458			6,150	3,625	176.4	827	216	89	1,132
Sgt Ernest Veuve Hall/AMSA #74	Army Reserve	Missoula	406-728-0414	59801	5	65,353			16	16	13.8	252	7	0	259
OTHER SITE(S) ¹: 11					15	109,565	5	23,892	44	39	50.9	360	26	0	386
Montana Total:					129	945,365	5	23,892	6,224	3,694	253.4	1,439	254	89	1,782
Nebraska															
Camp Ashland	Army Guard	Ashland	402-944-2479		51	198,598			980	980	43.3	312	10	8	330
Cornhusker AAP	Army Active	Grand Island	308-381-0313	68803	532	1,631,211			3,925	3,925	509.2	0	1	10	11
Greenlief TS	Army Guard	Hastings	402-462-1860		131	273,700			3,211	3,211	72.0	1	10	3	14
Lincoln Airbase	Army Guard	Lincoln					13	223,652	44	44	45.6	1,014	54	2	1,070
Mead TS	Army Guard	Mead	402-624-5905		28	109,627			1,197	1,197	33.2	1	15	0	16
OTHER SITE(S) ¹: 14					20	222,545	8	95,142	1,004	981	55.6	1,876	63	0	1,939
Nebraska Total:					762	2,435,681	21	318,794	10,361	10,338	758.9	3,204	153	23	3,380
Nevada															
Hawthorne Army Depot	Army Active	Reno		89415	2,518	9,692,951			147,236	147,189	3,582.8	2	30	0	32
Nellis AFB	Army Reserve	Las Vegas	702-457-0809	89191	3	82,549			22	22	40.9	187	3	0	190
OTHER SITE(S) ¹: 2					11	67,385			9	9	14.0	191	2	4	197
Nevada Total:					2,532	9,842,885	0	0	147,267	147,220	3,637.7	380	35	4	419
New Hampshire															
AFRC, Londonderry	Army Reserve	Manchester	781-377-3327	03053	3	135,079			49	16	29.6	595	41	6	642
OTHER SITE(S) ¹: 4					10	71,833			27	27	15.3	370	3	1	374
New Hampshire Total:					13	206,912	0	0	76	43	44.9	965	44	7	1,016
New Jersey															
Caven Point USARC	Army Reserve	Jersey City	201-333-3444	07305	9	72,733			76	76	23.9	404	3	0	407
Fort Dix	Army Reserve	Trenton	609-562-0800	08640	1,034	5,782,824			30,686	30,686	2,296.7	2,694	789	1,183	4,666
Fort Monmouth Evans	Army Active	Asbury Park		07719	92	384,904			253	218	82.7				

¹ US Locations that do not meet criteria of at least ten (10) Acres AND at least \$10M PRV. US Territories and Non-US Locations that do not meet criteria of at least ten (10) Acres OR at least \$10M PRV.

DEPARTMENT OF DEFENSE - Army
Base Structure Report - As Of 30 Sept 04

SITE	COMPONENT	NAME NEAREST CITY	PHONE	ZIP CODE	BLDGS OWNED	BLDGS OWNED SQFT	BLDGS LEASED	BLDGS LEASED SQFT	TOTAL ACRES	ACRES OWNED	PRV (\$M)	MIL	CIV	OTHER	TOTAL
Fort Monmouth Main Post	Army Active	Red Bank	732-532-9000	07703	435	5,014,521			1,126	1,126	1,000.2	621	4,712	997	6,330
Pedricktown Support Facility	Army Reserve	Penns Grove	856-299-5154	08067	45	253,003			86	86	54.1				
Picatinny Arsenal	Army Active	Dover	973-724-4021	07806	810	3,913,118			6,493	5,853	1,301.8	375	2,710	485	3,570
Sgt J.W. Joyce Kilmer USARC	Army Reserve	New Brunswick	732-819-7425	08817	3	97,395			24	24	20.4	386	40	0	426
OTHER SITE(S) ¹: 7					13	308,662			49	47	64.6	1,338	10	0	1,348
New Jersey Total:					2,441	15,827,160	0	0	38,792	38,115	4,844.3	5,818	8,264	2,665	16,747
<u>New Mexico</u>															
Fort Bliss AAA Ranges	Army Active	El Paso, TX	915-568-2121	79916	410	1,043,584			995,404	995,404	704.5	138	84	0	222
Fort Wingate Depot Activity	Army Active	Gallup		87316	827	1,922,016			16,691	16,691	650.0	0	5	16	21
Jenkins AFRC	Army Reserve	Albuquerque	505-292-4660	87123	8	107,226			12		21.7	706	19	0	725
White Sands Missile Range	Army Active	Las Cruces	505-678-1110	88002	1,621	5,263,806	1	2,400	2,281,659	2,281,558	2,341.8	276	2,016	312	2,604
OTHER SITE(S) ¹: 10					25	85,271			17,084	11,872	19.2	245	5	0	250
New Mexico Total:					2,891	8,421,903	1	2,400	3,310,849	3,305,524	3,737.2	1,365	2,129	328	3,822
<u>New York</u>															
Amityville AFRC	Army Reserve	New York	516-842-3368	11701	7	63,708			15	15	18.1	419	2	0	421
Bellmore	Army Active	New York	516-794-6149	11710	5	139,536			16	16	28.4				
CW2 Kerry P. Hein USARC	Army Reserve	New York	516-929-4343	11786	8	70,195			23	23	20.9	573	6	0	579
Ernie Pyle USARC/AMSA #12	Army Reserve	New York		11359	10	305,695			36	36	55.8	2,288	139	0	2,427
Floyd Wet Site	Army Reserve	Rome		13441	5	10,666			51	51	17.0				
Fort Drum	Army Active	Watertown	315-772-6011	13602	1,899	11,824,954	649	3,320,334	107,648	107,265	3,029.1	14,578	1,523	1,378	17,479
Fort Hamilton	Army Active	New York	718-630-4101	11252	49	955,265			168	168	242.5	847	303	555	1,705
Fort Totten	Army Active	New York		11359	99	547,811			136	136	74.2				
Hancock Army Complex	Army Active	Syracuse		13602	4	208,142			12	12	41.8				
MAJ D W Hollender USARC	Army Reserve	Webster	585-671-5670	14580	3	65,495			12	12	13.6	451	6	0	457
NG Youngstown Tng Site	Army Guard	Youngstown	716-754-8905		44	66,288			860	860	24.5				
Niagara Falls AFRC	Army Reserve	Niagara Falls	716-236-2206	14304	8	153,007			22	22	24.3	370	20	0	390
Orangeburg USARC	Army Reserve	Nyack	845-359-7358	10962	9	34,530			306	20	10.9	358	5	0	363
Seneca Army Depot Activity	Army Active	Geneva	607-869-1110	14541	690	4,106,113			10,269	10,269	1,027.6				
Sgt Horace D Bradt USARC	Army Reserve	Schenectady	518-374-8420	12309	5	54,334			12	12	12.0	388	10	0	398
Staten Island USARC	Army Reserve	Brooklyn	718-720-4646	10305	5	122,732			14	14	22.2	637	19	0	656
Stewart Annex	Army Active	New York City		12560	4	68,493			10	10	32.3	11	1	0	12
Stewart Newburgh USARC	Army Reserve	New Windsor		12553	16	113,716			40	40	58.3	163	9	0	172
Watervliet Arsenal	Army Active	Watervliet	518-266-5111	12181	65	2,095,986			140	140	423.1	46	712	178	936
West Point Mil Reservation	Army Active	New York City	914-938-4011	10996	933	9,390,210			16,081	16,081	2,731.5	6,085	2,123	907	9,115
OTHER SITE(S) ¹: 32					113	1,134,465			341	324	216.1	4,811	148	0	4,959
New York Total:					3,981	31,531,341	649	3,320,334	136,213	135,527	8,124.1	32,025	5,026	3,018	40,069

¹ US Locations that do not meet criteria of at least ten (10) Acres AND at least \$10M PRV. US Territories and Non-US Locations that do not meet criteria of at least ten (10) Acres OR at least \$10M PRV.

DEPARTMENT OF DEFENSE - Army
Base Structure Report - As Of 30 Sept 04

SITE	COMPONENT	NAME NEAREST CITY	PHONE	ZIP CODE	BLDGS OWNED	BLDGS OWNED SQFT	BLDGS LEASED	BLDGS LEASED SQFT	TOTAL ACRES	ACRES OWNED	PRV (\$M)	MIL	CIV	OTHER	TOTAL
North Carolina															
Camp Mackall	Army Active	Hoffman		28373	77	152,835			63,197	63,197	77.6				
Fort Bragg	Army Active	Fayetteville	910-396-0011	28310	1,946	22,849,744	256	463,109	152,922	152,843	6,054.2	43,890	3,863	4,614	52,367
Greenville USARC	Army Reserve	Winterville		27834	3	94,044			15	15	15.5				
Military Ocean TML Sunny Point	Army Active	Wilmington	910-457-8000	28461	99	251,552			16,324	11,275	659.3	110	234	2	346
Tarheel Army Missile Plt	Army Active	Burlington		27215	25	720,588			44	32	93.1				
OTHER SITE(S) ¹: 40					87	567,599	5	45,030	1,243,257	1,243,153	106.0	4,268	195	0	4,463
North Carolina Total:					2,237	24,636,362	261	508,139	1,475,759	1,470,514	7,005.7	48,268	4,292	4,616	57,176
North Dakota															
Grand Forks Armory	Army Guard	Grand Forks			1	82,365			11	11	21.5	622	1	4	627
Mickelsen Stanley R Sfg Msr	Army Active	Nekoma		58355	12	143,567			631	432	247.3				
Mickelsen Stanley R Sfg Par	Army Active	Mountain		58220	15	375,079	13	26,872	295	278	132.5				
Mickelsen Stanley R Sfg Rsl 1	Army Active	Hampden		58355	1	13,008			315	41	34.2				
Mickelsen Stanley R Sfg Rsl 2	Army Active	Langdon		58249	1	12,865			312	36	34.1				
Mickelsen Stanley R Sfg Rsl 3	Army Active	Mountain		58220	1	12,832			315	43	38.5				
Mickelsen Stanley R Sfg Rsl 4	Army Active	Fairdale		58355	1	13,150			318	49	35.2				
Minot AFRC	Army Guard	Minot	701-834-2522		1	121,697			22	22	23.9	241	1	3	245
OTHER SITE(S) ¹: 4					11	90,982			42	10	17.0	420	24	0	444
North Dakota Total:					44	865,545	13	26,872	2,261	923	584.1	1,283	26	7	1,316
Northern Mariana Islands															
OTHER SITE(S) ¹: 1					6	6,111			5	5	2.7	78	1	4	83
Northern Mariana Islands Total:					6	6,111	0	0	5	5	2.7	78	1	4	83
Ohio															
83D Div Memorial USARC/AMSA	Army Reserve	Columbus	614-981-8858	43213	3	156,017			19	19	26.7	1,121	45	1	1,167
Cooney USARC/AMSA #165 S-S	Army Reserve	Sandusky	419-359-1317	44846	3	19,700			10	10	11.7	130	1	0	131
Defense Supply Center Columbus	Army Active	Columbus	614-692-3131	43216	49	4,578,963			551	551	712.3	28	0	36	64
Fort Hayes Memorial USARC	Army Reserve	Columbus	614-861-8460	43215	12	92,748			15	15	19.9	283	5	0	288
Kings Mills Memorial USARC	Army Reserve	Kings Mills	513-683-7648	45039	7	97,696			19	16	15.3	294	18	0	312
Lima Army Tank Plt	Army Active	Lima	419-221-9500	45804	37	1,612,459			369	369	266.6	4	3	38	45
McConnelsville Training Site	Army Guard	McConnelsville	740-962-2555		10	186,176			444	444	36.8	424	10	3	437
Ravenna AAP	Army Active	Ravenna	330-358-7311	44266	192	696,343			1,467	1,467	158.0	0	0	17	17
Ravenna Tng and Logistics Site	Army Guard	Newton Falls	330-872-0055		936	3,461,542			41,358	41,357	771.4	205	16	7	228
Rickenbacker (MTA)	Army Guard	Columbus			25	310,452			126	126	87.4	1,000	65	66	1,131
Rickenbacker USARC	Army Reserve	Columbus		43217	1	114,072			35	31	20.0	334	6	0	340
Toledo Area USAR	Army Reserve	Toledo	419-868-3921	43542	2	71,671			52	27	14.1	315	24	0	339

¹ US Locations that do not meet criteria of at least ten (10) Acres AND at least \$10M PRV. US Territories and Non-US Locations that do not meet criteria of at least ten (10) Acres OR at least \$10M PRV.

DEPARTMENT OF DEFENSE - Army
Base Structure Report - As Of 30 Sept 04

SITE	COMPONENT	NAME NEAREST CITY	PHONE	ZIP CODE	BLDGS OWNED	BLDGS OWNED SQFT	BLDGS LEASED	BLDGS LEASED SQFT	TOTAL ACRES	ACRES OWNED	PRV (\$M)	MIL	CIV	OTHER	TOTAL
OTHER SITE(S) ¹ : 41					91	767,804	4	98,676	865	815	165.6	4,055	113	3	4,171
Ohio Total:					1,368	12,165,643	4	98,676	45,331	45,247	2,305.8	8,193	306	171	8,670
Oklahoma															
Camp Gruber Training Center	Army Guard	Braggs	918-487-6005		166	473,258			33,027	33,027	173.3	31	20	160	211
Fort Sill	Army Active	Lawton	580-442-8111	73503	1,998	13,308,247			93,831	93,829	3,050.3	18,735	1,525	2,536	22,796
McAlester AAP	Army Active	McAlester	918-421-3490	74502	2,210	9,631,705			44,964	44,964	2,112.0	14	1,342	335	1,691
Oklahoma Regional Trng Inst	Army Guard	Oklahoma City	405-425-8000		9	228,086			33	33	38.3	142	1	7	150
Twaddle AFRC	Army Reserve	Oklahoma City	405-737-8659	73150	8	147,849			79		25.1	444	20	0	464
OTHER SITE(S) ¹ : 20					49	390,124	3	39,959	77	29	78.1	2,293	54	0	2,347
Oklahoma Total:					4,440	24,179,269	3	39,959	172,011	171,882	5,477.1	21,659	2,962	3,038	27,659
Oregon															
Bend Cotef	Army Guard	Bend	541-388-6280		3	83,439			160	160	14.7	0	0	200	200
Umatilla Chem Depot	Army Active	Hermiston	541-564-8632	97838	1,214	3,711,760			19,729	17,055	1,281.8	7	398	18	423
OTHER SITE(S) ¹ : 8					32	150,555			31,933	31,930	37.4	630	27	57	714
Oregon Total:					1,249	3,945,754	0	0	51,822	49,145	1,333.9	637	425	275	1,337
Pennsylvania															
Carlisle Barracks	Army Active	Carlisle	717-245-3131	17013	398	1,727,556	1	63	458	458	299.5	754	488	438	1,680
Charles E. Kelly Spt Facility	Army Reserve	Pittsburgh	412-434-8470	15071	49	244,776			125	118	51.3	410	65	54	529
Defense Distribution Depot Susq	Army Active	New Cumberland	717-770-6011	17070	139	6,115,818			848	848	809.2	142	84	141	367
ECS / AMSA #103 (G)	Army Reserve	Meadville		16316	2	56,181			11	11	14.5	0	47	0	47
Edgemont USARC / AMSA #31 (G)	Army Reserve	Philadelphia	610-558-1110	19028	5	51,595			49	48	16.1	3	12	0	15
Finleyville NIKE-PI-43	Army Reserve	Elrama		15332	13	44,752			128	38	10.5				
Fort Indiantown Gap	Army Guard	Annville	717-861-8627		744	3,443,091			17,222		791.2	3,226	814	818	4,858
Fort Ritchie Raven Rock Site	Army Active	Waynesboro		17320	52	467,138			716	698	131.0	15	116	1	132
Johnstown Aviation Support Fac	Army Reserve	Johnstown	814-532-7600	15902	7	191,847			107		71.5	107	12	0	119
Letterkenny Army Depot	Army Active	Chambersburg	717-267-8111	17201	1,333	4,845,165	10	319,002	18,684	18,638	1,392.1	3	1,241	454	1,698
Neville Island Mnt Sup Fac	Army Reserve	Pittsburgh		15225	17	54,014			15	15	10.5				
North Penn USARC	Army Reserve	Norristown	610-584-1111	19403	7	54,817			19	19	12.7	261	3	0	264
Scranton AAP	Army Active	Scranton	570-342-7801	18505	7	386,157			15	15	96.5	0	8	3	11
Tacony Warehouse Site	Army Reserve	Philadelphia		19136	7	291,432			13	13	39.0				
Tobyhanna Army Depot	Army Active	Scranton	570-895-7000	18466	138	4,487,612			1,296	1,291	861.7	168	2,914	344	3,426
TSGT Vernon McGarity USARC	Army Reserve	Pittsburgh	412-362-4123	15108	3	151,981			36	1	36.4	890	138	4	1,032
OTHER SITE(S) ¹ : 71					180	1,582,589	10	168,756	1,125	1,073	363.9	8,558	242	0	8,800
Pennsylvania Total:					3,101	24,196,521	21	487,821	40,867	23,284	5,007.5	14,537	6,184	2,257	22,978

¹ US Locations that do not meet criteria of at least ten (10) Acres AND at least \$10M PRV. US Territories and Non-US Locations that do not meet criteria of at least ten (10) Acres OR at least \$10M PRV.

DEPARTMENT OF DEFENSE - Army
Base Structure Report - As Of 30 Sept 04

SITE	COMPONENT	NAME NEAREST CITY	PHONE	ZIP CODE	BLDGS OWNED	BLDGS OWNED SQFT	BLDGS LEASED	BLDGS LEASED SQFT	TOTAL ACRES	ACRES OWNED	PRV (\$M)	MIL	CIV	OTHER	TOTAL
<u>Puerto Rico</u>															
1Lt P. Lavergne/Bayamon	Army Reserve	Bayamon		00936	4	33,550			7	7	10.5	712	37	0	749
AMSA #161 (G)	Army Reserve	Guaynabo		00934	2	40,400			7	7	11.4	0	50	0	50
CPT E. Rubio Jr./Puerto Nuevo	Army Reserve	Puerto Nuevo		00920	6	85,334			63	63	25.9	1,071	11	0	1,082
Fort Allen Coe #43177	Army Guard	Juana Diaz			102	357,283			776	776	140.8	838	7	0	845
Fort Buchanan	Army Reserve	Guaynabo	787-273-3400	00934	379	1,992,178			746	746	657.6	1,591	518	1,421	3,530
LTC H.G. Pesquera/Ft Allen	Army Reserve	Juana Diaz	787-724-1295	00665	4	102,031			40	40	27.5	511	61	0	572
MTA Camp Santiago	Army Guard	Salinas	787-724-1295		361	764,525	3	45,000	11,930	11,930	262.9	466	3	92	561
Ramey USARC/Aquadilla	Army Reserve	Aquadilla		00604	5	67,490			59	59	16.7	51	2	0	53
Roosevelt Rds Nav Sta USARC	Army Reserve	Ceiba		00735	4	56,325					15.2	498	7	0	505
OTHER SITE(S) ¹: 6					20	83,276			18	18	26.4	1,440	14	0	1,454
Puerto Rico Total:					887	3,582,392	3	45,000	13,647	13,647	1,195.0	7,178	710	1,513	9,401
<u>Rhode Island</u>															
Camp Fogarty Tng Site	Army Guard	East Greenwich	401-275-4683		29	114,384			374	374	35.5	636	5	38	679
Davisville Family Hsg	Army Reserve	Davisville		02852	21	106,278			14	14	11.0				
OTHER SITE(S) ¹: 8					29	208,172			147	146	44.1	1,276	26	0	1,302
Rhode Island Total:					79	428,834	0	0	535	535	90.7	1,912	31	38	1,981
<u>South Carolina</u>															
Fort Jackson	Army Active	Columbia	803-751-1110	29207	1,180	10,113,628	6	33,100	52,301	52,301	2,086.0	22,351	1,409	2,316	26,076
MTA Clarks Hill Reservation	Army Guard	Plum Branch			34	41,878			896	896	12.1				
North Charleston USARC/AMSA #121	Army Reserve	Goose Creek	843-743-0609	29406	2	77,378			16		12.2				
OTHER SITE(S) ¹: 14					44	261,986	2	31,100	127	104	50.2	2,460	89	0	2,549
South Carolina Total:					1,260	10,494,870	8	64,200	53,340	53,301	2,160.6	24,811	1,498	2,316	28,625
<u>South Dakota</u>															
OTHER SITE(S) ¹: 6					6	67,037	3	50,982	19	13	19.5	344	4	0	348
South Dakota Total:					6	67,037	3	50,982	19	13	19.5	344	4	0	348
<u>Tennessee</u>															
Def Depot Memphis	Army Active	Memphis		38114	53	3,943,916			642	642	405.0				
Fort Campbell	Army Active	Clarksville		42223	694	5,608,728			68,604	68,567	2,027.7	0	12	0	12
Holston AAP	Army Active	Kingsport	423-578-6000	37660	429	2,359,238			6,117	6,024	1,107.8	2	19	175	196
Lyell AFRC/AMSA #153(G)	Army Reserve	Nashville	615-353-2511	37209	6	103,470			14	14	17.1	846	31	0	877
Milan AAP	Army Active	Milan	901-686-6087	38358	1,475	3,835,084			22,357	22,357	1,178.7	2	21	2	25
NSA Memphis USARC	Army Reserve	Memphis		38054			6	142,459	20		21.2	1,336	15	0	1,351
Volunteer AAP	Army Active	Chattanooga	423-855-7109	37422	83	440,936			2,605	2,605	182.1	0	0	315	315

¹ US Locations that do not meet criteria of at least ten (10) Acres AND at least \$10M PRV. US Territories and Non-US Locations that do not meet criteria of at least ten (10) Acres OR at least \$10M PRV.

DEPARTMENT OF DEFENSE - Army

Base Structure Report - As Of 30 Sept 04

SITE	COMPONENT	NAME NEAREST CITY	PHONE	ZIP CODE	BLDGS OWNED	BLDGS OWNED SQFT	BLDGS LEASED	BLDGS LEASED SQFT	TOTAL ACRES	ACRES OWNED	PRV (\$M)	MIL	CIV	OTHER	TOTAL
VTS Milan	Army Guard	Milan	901-783-3501		76	226,410			2,568	2,568	48.6	92	32	6	130
VTS Symrna	Army Guard	Smyrna	615-355-3644		58	532,311			830	830	111.1	775	200	300	1,275
OTHER SITE(S) ¹ : 11					40	237,759	1	33,735	527	513	48.3	1,493	67	0	1,560
Tennessee Total:					2,914	17,287,852	7	176,194	104,284	104,121	5,147.7	4,546	397	798	5,741
Texas															
Addicks (New)	Army Guard	Houston	281-496-3228		3	80,915			26	26	12.4	564	8	0	572
Austin Memorial AFRC	Army Reserve	Austin	512-459-0290	78731	3	71,774			13	11	11.3	460	20	0	480
Camp Bullis	Army Active	Leon Springs	DSN 471-	78257 1110	248	347,342			27,993	27,993	110.3	850	2	36	888
Camp Swift	Army Guard	Bastrop	512-321-2497		84	209,930			11,659	11,659	49.3	58	6	5	69
Conroe USARC/ASF 62	Army Reserve	Conroe	409-539-3994	77303	5	105,143			44		34.6	438	73	0	511
Fort Bliss	Army Active	El Paso	915-568-2121	79916	3,065	14,923,512	302	560,139	122,127	122,127	3,597.2	13,060	2,184	2,923	18,167
Fort Hood	Army Active	Killeen	254-287-2131	76544	1,840	18,692,580	320	883,595	214,778	214,770	5,244.1	42,391	3,343	4,391	50,125
Fort Sam Houston	Army Active	San Antonio	210-221-1211	78234	1,366	11,266,114	1	64,480	3,106	3,106	1,851.4	12,098	4,018	2,590	18,706
Fort Wolters	Army Guard	Mineral Wells	940-325-4580		50	101,546			3,989	3,989	35.9	134	7	139	280
Grand Prairie Reserve Complex	Army Reserve	Grand Prairie		75051	39	553,347			68	68	83.9	1,081	16	0	1,097
Houston USARC #2	Army Reserve	Houston	713-466-7955	77041	4	70,209			12	12	10.6	796	30	0	826
Lone Star AAP	Army Active	Texarkana	903-838-5351	75505	876	3,264,503			15,699	15,699	928.8	2	18	0	20
Longhorn AAP	Army Active	Marshall	214-679-2100	75671	372	1,082,118			8,493	8,492	243.6				
Red River Army Depot	Army Active	Texarkana	903-334-2141	75507	1,126	7,555,378	18	173,594	18,316	18,316	1,649.2	158	1,820	1,102	3,080
Saginaw	Army Guard	Saginaw	817-232-9516		25	388,509			149	149	59.8	0	58	148	206
Seagoville USARC	Army Reserve	Seagoville	972-287-8356	75159	9	128,840			206	206	29.1	1,054	47	0	1,101
Stanley Camp Stor Actv	Army Active	San Antonio		75507	185	679,449			4,000	4,000	151.6	1	96	13	110
Temple	Army Guard	Temple	254-778-6553		6	63,841			20	20	17.3	376	7	0	383
OTHER SITE(S) ¹ : 52					170	961,317	72	2,475,798	6,211	6,136	593.4	6,593	3,225	463	10,281
Texas Total:					9,476	60,546,367	713	4,157,606	436,908	436,778	14,713.7	80,114	14,978	11,810	106,902
Utah															
Deseret Chemical Depot	Army Active	Tooele	435-833-4573	84071	323	1,370,842			19,364	19,362	490.8	1	308	4	313
Dugway Proving Ground	Army Active	Salt Lake	435-831-2151	84022	610	2,303,280	1	2,880	798,214	798,214	1,150.0	63	584	165	812
Fort Douglas AFRC Complex	Army Reserve	Salt Lake City	801-736-4223	84113	21	403,097	3	20,290	54	54	82.1	1,427	100	23	1,550
Green River Test Complex	Army Active	Green River		88002	24	47,704			3,628	1,619	40.3				
Ogden Maintenance Center 269	Army Reserve	Ogden		84404	4	132,173			12	12	23.4	216	1	0	217
Ogden Storage Facility 11-C	Army Reserve	Ogden		84404	1	281,700			28	28	36.4				
Tooele Army Depot	Army Active	Tooele	435-833-3211	84074	1,044	2,534,346	45	769,478	23,611	23,063	1,341.5	24	491	77	592
OTHER SITE(S) ¹ : 13					30	238,660	9	71,393	266	252	65.2	2,855	81	691	3,627
Utah Total:					2,057	7,311,802	58	864,041	845,177	842,604	3,229.7	4,586	1,565	960	7,111

¹ US Locations that do not meet criteria of at least ten (10) Acres AND at least \$10M PRV. US Territories and Non-US Locations that do not meet criteria of at least ten (10) Acres OR at least \$10M PRV.

DEPARTMENT OF DEFENSE - Army
Base Structure Report - As Of 30 Sept 04

SITE	COMPONENT	NAME NEAREST CITY	PHONE	ZIP CODE	BLDGS OWNED	BLDGS OWNED SQFT	BLDGS LEASED	BLDGS LEASED SQFT	TOTAL ACRES	ACRES OWNED	PRV (\$M)	MIL	CIV	OTHER	TOTAL
Vermont															
NG Ethan Allen AFB (MTA)	Army Guard	Colchester	800-432-9328		37	217,216	3	616	667	667	47.7	280	4	0	284
South Burlington	Army Guard	South Burlington			2	4,360	2	61,214	14	14	14.6	137	1	0	138
TS Ethan Allen Range	Army Guard	Jericho	800-432-9328		57	261,588			11,219	11,219	86.3	501	11	11	523
OTHER SITE(S) ¹: 6					8	58,322	5	134,194	22	18	32.4	527	5	0	532
Vermont Total:					104	541,486	10	196,024	11,922	11,918	181.0	1,445	21	11	1,477
Virginia															
AASF Byrd Field	Army Guard	Sandston	804-236-6000		9	65,081			93	93	25.1	300	62	0	362
Arlington National Cemetery	Army Active	Arlington	703-697-3175		27	165,944			625	625	48.2				
Army Guard Readiness Center	Army Guard	Arlington	703-607-7010		3	263,710			15	15	44.1	375	275	989	1,639
Big Bethel Reservoir	Army Active	Hampton		23666	12	35,293			499	454	162.5				
Def Gen Supply Center	Army Active	Richmond		23297	100	6,001,771			633	605	755.0	41	4	71	116
Fort A P Hill	Army Active	Bowling Green	804-633-8710	22427	476	1,111,239			75,905	75,794	538.4	421	239	343	1,003
Fort Belvoir	Army Active	Alexandria	703-545-6700	22060	516	7,954,402	5	30,970	8,656	8,656	2,215.1	4,687	4,748	7,300	16,735
Fort Eustis	Army Active	Newport News	757-878-1212	23604	666	6,727,589			8,228	8,227	1,535.2	8,666	2,453	1,432	12,551
Fort Lee	Army Active	Petersburg	804-734-4556	23801	1,098	7,526,872			5,574	5,496	1,326.7	8,903	1,508	1,449	11,860
Fort Monroe	Army Active	Hampton	788-727-1110	23651	299	2,098,661			570	570	370.6	743	1,671	329	2,743
Fort Myer	Army Active	Arlington	703-545-6700	22211	155	2,353,054			243	243	438.2	1,789	527	707	3,023
Fort Pickett ARNG-MTC	Army Guard	Blackstone	804-298-6283		549	2,315,912			42,276	42,273	879.2	1,130	232	501	1,863
Fort Story	Army Active	Norfolk	788-422-7305	23459	253	1,154,720	3	4,292	1,451	1,446	307.7	934	19	96	1,049
Marcella / Butler Farms USARC	Army Reserve	Hampton		23666	16	33,657			26	21	10.2	204	0	0	204
Radford AAP	Army Active	Radford	540-639-7631	24143	1,127	4,134,389			6,901	6,883	1,404.3	6	99	3	108
Rivanna Station	Army Active	Charlottesville		22060	1	260,000			29	29	56.9	73	620	0	693
Sandston Armory	Army Guard	Sandston	804-328-3037		5	70,090			29	29	10.7	285	16	0	301
OTHER SITE(S) ¹: 22					35	382,406	3	25,933	256	249	75.0	2,389	78	0	2,467
Virginia Total:					5,347	42,654,789	11	61,195	152,009	151,708	10,203.1	30,946	12,551	13,220	56,717
Washington															
AMSA 137 (Marine)	Army Reserve	Tacoma	253-383-3577	98421	1	25,200			11		10.7	0	16	0	16
Bonneville Camp	Army Active	Vancouver		98687	51	58,194			3,840	3,020	20.8				
Fort Lawton USAR Complex	Army Reserve	Seattle	206-281-3100	98199	8	190,868			58	58	46.2	918	82	0	1,000
Fort Lewis	Army Active	Tacoma	253-967-1110	98433	1,575	15,633,018	30	534,684	86,041	84,358	5,158.4	21,893	2,946	3,093	27,932
Kent	Army Guard	Kent	253-945-1831		9	86,611			15	15	15.4	680	7	2	689
SSG Joe R Hooper USARC	Army Reserve	Bothell	425-487-1380	98021	7	101,749			42	42	23.0	252	7	0	259
Vancouver Barracks	Army Reserve	Vancouver	360-696-0512	98661	51	382,073			53	53	73.2	1,017	33	0	1,050
Yakima Training Center	Army Active	Yakima	509-577-3206	98901	191	782,526			323,426	323,249	364.5	499	20	79	598
OTHER SITE(S) ¹: 16					65	369,753			222,922	435	85.2	3,659	264	304	4,227
Washington Total:					1,958	17,629,992	30	534,684	636,407	411,230	5,797.3	28,918	3,375	3,478	35,771

¹ US Locations that do not meet criteria of at least ten (10) Acres AND at least \$10M PRV. US Territories and Non-US Locations that do not meet criteria of at least ten (10) Acres OR at least \$10M PRV.

DEPARTMENT OF DEFENSE - Army
Base Structure Report - As Of 30 Sept 04

SITE	COMPONENT	NAME NEAREST CITY	PHONE	ZIP CODE	BLDGS OWNED	BLDGS OWNED SQFT	BLDGS LEASED	BLDGS LEASED SQFT	TOTAL ACRES	ACRES OWNED	PRV (\$M)	MIL	CIV	OTHER	TOTAL
West Virginia															
Big Bend USARC / OMS	Army Reserve	Grantsville		26136	2	19,244			13	13	19.7	37	1	0	38
Charleston AFRC / AMSA #107	Army Reserve	South Charleston	304-776-2115	25313	2	71,150			12	12	13.2	181	26	0	207
Eleanor Maintenance Complex	Army Guard	Red House	304-586-2501		1	174,000	1	130,000	42	42	37.7	157	5	1	163
OTHER SITE(S) ¹ : 29					69	684,525			747	656	143.5	2,061	107	2	2,170
West Virginia Total:					74	948,919	1	130,000	814	722	214.1	2,436	139	3	2,578
Wisconsin															
Badger AAP	Army Active	Baraboo	608-356-5550	53913	1,388	4,115,039			7,378	7,354	1,180.7				
Denis J. Murphy USARC/AMSA/OMS	Army Reserve	Green Bay	920-336-6576	54304	2	58,023			15	15	12.7	300	21	0	321
Fort McCoy	Army Reserve	Sparta	608-388-2407	54656	1,175	5,771,322	81	245,207	127,730	127,190	1,648.0	1,436	1,262	697	3,395
West Silver Spring Complex	Army Reserve	Milwaukee	414-438-6169	53218	23	312,334			127	127	64.1	1,633	65	6	1,704
OTHER SITE(S) ¹ : 29					44	353,542	14	107,413	172	116	94.9	2,412	68	0	2,480
Wisconsin Total:					2,632	10,610,260	95	352,620	135,421	134,801	3,000.4	5,781	1,416	703	7,900
Wyoming															
OTHER SITE(S) ¹ : 5							2	22,695	8,899	8,897	3.8	303	19	3	325
Wyoming Total:					0	0	2	22,695	8,899	8,897	3.8	303	19	3	325
US/US Territories:					105,032	694,234,594	4,523	23,601,654	15,208,523	14,673,300	193,025.4	674,193	143,689	121,048	938,930

¹ US Locations that do not meet criteria of at least ten (10) Acres AND at least \$10M PRV. US Territories and Non-US Locations that do not meet criteria of at least ten (10) Acres OR at least \$10M PRV.

DEPARTMENT OF DEFENSE - Army
Base Structure Report - As Of 30 Sept 04

SITE	COMPONENT	NAME NEAREST CITY	PHONE	ZIP CODE	BLDGS OWNED	BLDGS OWNED SQFT	BLDGS LEASED	BLDGS LEASED SQFT	TOTAL ACRES	ACRES OWNED	PRV (\$M)	MIL	CIV	OTHER	TOTAL
Belgium															
Brussels	Army Active	Brussels		1000			18	172,777	5		33.9	113	73	417	603
Chateau Gendebien	Army Active	Mons		7000	1	354	5	26,295	20		5.1	20	0	0	20
Chievres Airbase	Army Active	Ath		7950	44	160,072	39	303,946	1,012		264.2	53	18	350	421
Daumerie Caserne	Army Active	Ath		7950	5	1,938	30	230,023	26		59.5	88	93	134	315
Mons	Army Active	Mons		7000	1	7,112	64	510,530	29		59.1				
SHAPE Headquarters	Army Active	Mons		7010	3	39,536	38	525,059			124.9	566	133	333	1,032
Sterrebeek Dependent School	Army Active	Sterrebeek		1933	9	87,236			16	16	23.8	14	4	47	65
OTHER SITE(S) ¹ : 3					1	151	36	71,435	7		8.8	121	0	2	123
Belgium Total:					64	296,399	230	1,840,065	1,115	16	579.4	975	321	1,283	2,579
Germany															
AG Pub & Tng Aids Ctr	Army Active	Frankfurt Main		09175			5	351,681	10		54.4	1	10	60	71
Alvin York Vil Fam Hsg	Army Active	Bad Nauheim		09074	23	672,329			23		90.4	0	0	44	44
Amberg Fam Hsg	Army Active	Amberg		09112	1	268	9	263,238	8		28.8	0	0	21	21
Amelia Earhart Hotel	Army Active	Wiesbaden		09096	1	155	1	216,207	6		47.5	6	271	176	453
American Arms Hotel	Army Active	Wiesbaden		09096			4	292,126	5		64.2	12	2	383	397
Anderson Barracks	Army Active	Dexheim		09096	35	160,896	20	230,760	105		132.6	928	2	3	933
Ansbach	Army Active	Ansbach		09177			114	591,720	11		62.1				
Argonner Kaserne	Army Active	Hanau		09165	7	140,886	27	659,157	51		135.8	0	117	218	335
Armstrong Barracks	Army Active	Buedingen		09076	9	27,972	27	446,149	59		141.2	769	8	53	830
Armstrong Village Fam Hsg	Army Active	Buedingen		09076	3	9,087	15	371,754	16		53.0	0	0	29	29
Artillery Kaserne	Army Active	Garmisch		09053	6	10,659	29	465,245	37		117.9	27	36	457	520
Aschaffenburg Fam Hsg	Army Active	Aschaffenburg		09175	1	6,269	28	747,526	59		101.0	0	1	4	5
Aschaffenburg Tng Areas (8)	Army Active	Aschaffenburg		09175	11	18,192	23	34,592	3,456		19.8				
Askren Manor Fam Hsg	Army Active	Schweinfurt		09033	16	30,065	60	1,479,974	73		221.1	0	38	172	210
Aukamm Hsg Area	Army Active	Wiesbaden		09096	2	47,223	111	1,283,045	93		193.7	0	0	23	23
Babenhausen Family Hsg	Army Active	Babenhausen		09175	70	168,525	22	572,836	40		94.6	0	0	27	27
Babenhausen Kaserne	Army Active	Babenhausen		09175	35	360,736	68	671,283	327		251.2	932	49	43	1,024
Bamberg	Army Active	Bamberg		09139			206	1,077,146	26		112.3				
Bamberg Airfield	Army Active	Bamberg		09139	3	9,800	5	6,544	220		7.0				
Bamberg Stor & Range Area	Army Active	Bamberg		09139	19	7,387	31	141,928	157		43.8	63	0	0	63
Barton Barracks	Army Active	Ansbach		09177	4	63,703	28	434,140	33		126.2	126	130	117	373
Baumholder	Army Active	Baumholder					89	489,712			51.5	22	0	0	22
Baumholder Airfield	Army Active	Baumholder			3	10,412	1	1,590	47		7.9				
Baumholder Fam Hsg	Army Active	Baumholder			10	23,750	69	2,248,166	94		295.1	0	5	76	81
Baumholder Hospital	Army Active	Baumholder			3	21,760	12	187,344	13		53.8	58	21	28	107
Baumholder Qm Area	Army Active	Baumholder			15	10,014	30	386,471	60		72.6	6	4	13	23
Benjamin Franklin Vil Fam Hsg	Army Active	Mannheim		09086	38	190,496	185	4,391,010	217		627.3	82	44	649	775
Bensheim Maint & Supply Fac	Army Active	Bensheim		09175			1	82,844	8		12.0	0	1	5	6

¹ US Locations that do not meet criteria of at least ten (10) Acres AND at least \$10M PRV. US Territories and Non-US Locations that do not meet criteria of at least ten (10) Acres OR at least \$10M PRV.

DEPARTMENT OF DEFENSE - Army
Base Structure Report - As Of 30 Sept 04

SITE	COMPONENT	NAME NEAREST CITY	PHONE	ZIP CODE	BLDGS OWNED	BLDGS OWNED SQFT	BLDGS LEASED	BLDGS LEASED SQFT	TOTAL ACRES	ACRES OWNED	PRV (\$M)	MIL	CIV	OTHER	TOTAL
Birkenfeld Hsg Facilities	Army Active	Birkenfeld			1	71	6	170,074	6		21.6				
Bleidorn Fam Hsg	Army Active	Ansbach		09177	8	37,616	26	662,520	35		98.2	0	6	2	8
Boeblingen Fam Hsg	Army Active	Stuttgart		09046	3	13,883	22	515,887	25		80.6	0	0	42	42
Boeblingen Range	Army Active	Stuttgart		09046	1	2,202	5	6,458	19		7.3	0	1	4	5
Boeblingen Tng Area	Army Active	Stuttgart		09046	9	9,353	61	42,922	1,443		29.9	7	3	1	11
Breitenau Skeet Range	Army Active	Garmisch			1	2,000	1	4,439	49		1.9				
Breitenwald Tng Area	Army Active	Landstuhl		09227	6	6,634	2	1,045	127		2.6				
Bremerhaven	Army Active	Bremerhaven			7	65,807					13.6	7	2	35	44
Buedingen Ammo Area	Army Active	Beudingen		09076	10	26,847			10		28.3				
Buedingen Army Heliport	Army Active	Beudingen		09076	6	17,789			29		49.4				
Butzbach Tng Area & Range	Army Active	Butzbach		09169	3	3,248			160		7.2	0	0	1	1
Cambrai Fritsch Kaserne	Army Active	Darmstadt		09175	12	22,299	40	968,160	66		239.7	927	169	311	1,407
Camp Oppenheim Tng Area	Army Active	Guntersblum		09096					132		0.3				
Campbell Barracks	Army Active	Heidelberg	011-49-6221- 57-	09014	20	55,694	28	858,448	42		281.4	1,304	462	236	2,002
Campo Pond Tng Area	Army Active	Hanau		09165	18	20,194			249		11.5	0	3	3	6
Cardwell Village Fam Hsg	Army Active	Hanau		09165			13	267,469	10		40.9				
Coleman Barracks	Army Active	Mannheim		09058	81	236,102	159	1,737,732	554		652.4	1,378	121	355	1,854
Coleman Village Fam Hsg	Army Active	Gelnhausen		09165	7	77,276	23	858,230	31		132.7	0	0	48	48
Conn Barracks	Army Active	Schweinfurt		09033	184	751,641	45	1,291,058	502		541.1	2,717	42	235	2,994
Crestview Hsg Area	Army Active	Wiesbaden		09096			64	1,106,432	33		129.9				
Daenner Kaserne	Army Active	Kaiserslautern		09227	20	34,217	15	356,883	23		83.9	136	21	127	284
Daley Village Fam Hsg	Army Active	Bad Kissingen		09033	2	7,584	18	464,028	23		64.4				
Dannenfels Comm Sta	Army Active	Ma			6	21,416			3		14.7				
Darmstadt Leases	Army Active	Darmstadt		09175			6	222,006	9		26.7				
Darmstadt Training Center	Army Active	Darmstadt		09175	11	45,772	4	43,735	125		27.4	519	80	12	611
Dautphe Boy Scout Camp	Army Active	Dautphe		09169	18	4,339	12	12,933	182		8.2				
Dexheim Fam Hsg	Army Active	Dexheim		09096	41	197,054	14	266,085	32		71.2				
Dexheim Missile Fac	Army Active	Dexheim		09096	20	17,252			40		71.8				
East Camp Grafenwoehr	Army Active	Hof		09114	415	610,806	631	3,723,201	2,698		1,121.9	1,381	298	1,791	3,470
Echterdingen Airfield	Army Active	Stuttgart		09107	10	23,119	16	161,505	54		57.2	46	11	45	102
Edingen Radio Receiver Fac	Army Active	Heidelberg		09014	1	155	1	3,101	45		3.4	6	0	0	6
Egelsbach Transmitter Fac	Army Active	Langen		09175	2	1,270	3	285	76		1.0				
Ernst Ludwig Kaserne	Army Active	Darmstadt		09175			2	30,287	13		6.4				
Faulenberg Kaserne	Army Active			09036	8	5,333	26	521,615	24		111.8	47	117	123	287
Finthen Airfield	Army Active	Mainz		09096	17	11,081	1	855	108		7.7				
Fintherlandstr Fam Hsg	Army Active	Mainz		09096			18	190,855	9		23.2				
Fliegerhorst Airfield Kaserne	Army Active	Hanau		09165	50	268,503	70	1,733,369	623		562.6	1,489	33	126	1,648
Flynn Fam Hsg & Tng Areas	Army Active	Bamberg		09139	92	255,481	57	1,385,814	2,619		251.4	0	0	95	95
Frankfurt AFN Sta	Army Active	Frankfurt Main		09175			2	91,508	2		20.9	13	12	0	25
Freihoelser Tng Area	Army Active	Amberg		09173	11	11,422			339		11.0				
Friedberg Tng & Stor Area	Army Active	Friedberg		09074	13	23,350			9,293		9.2	22	0	0	22

¹ US Locations that do not meet criteria of at least ten (10) Acres AND at least \$10M PRV. US Territories and Non-US Locations that do not meet criteria of at least ten (10) Acres OR at least \$10M PRV.

DEPARTMENT OF DEFENSE - Army
Base Structure Report - As Of 30 Sept 04

SITE	COMPONENT	NAME NEAREST CITY	PHONE	ZIP CODE	BLDGS OWNED	BLDGS OWNED SQFT	BLDGS LEASED	BLDGS LEASED SQFT	TOTAL ACRES	ACRES OWNED	PRV (\$M)	MIL	CIV	OTHER	TOTAL
Friedrichsfeld QM Service Ctr	Army Active	Mannheim			11	5,100	5	209,163	40		62.1	1	26	49	76
Friedrichsfeld Stor Area	Army Active	Mannheim			2	276	3	61,178	17		9.6	0	5	20	25
Funari Barracks	Army Active	Mannheim		09056	7	32,191	18	317,932	27		78.4	170	254	127	551
Garmisch Fam Hsg	Army Active	Garmisch		09053	3	468	21	331,301	83		52.7	0	13	43	56
Garmisch Golf Course	Army Active	Garmisch			3	1,998	2	3,849	73		6.7				
Gelnhausen	Army Active	Gelnhausen		09165			7	161,988			16.9				
General Abrams Hotel & Disp	Army Active	Garmisch					11	217,831	11		32.5				
George C Marshall Vil Fam Hsg	Army Active	Giessen		09169	4	1,908	32	785,888	42		102.0				
George Gershwin Fam Hsg	Army Active	Wetzlar		09169	9	192,076			4		21.1				
Germersheim Army Depot	Army Active	Germersheim		09095	115	1,379,450	1	512	454		429.2	21	3	578	602
Giebelstadt	Army Active	Giebelstadt		09036			110	546,031	0		56.3	12	0	0	12
Giebelstadt Army Airfield	Army Active	Wuerzburg		09036	44	449,060	29	443,435	635		291.7	1,414	42	187	1,643
Giessen	Army Active	Giessen		09169			2	96,339			23.0				
Giessen Community Facilities	Army Active	Giessen		09169	8	72,015	1	3,756	18		18.8	0	0	52	52
Giessen General Depot	Army Active	Giessen		09169	87	775,099	100	2,345,730	541		647.4	1,296	200	843	2,339
Grafenwoehr	Army Active	Grafenwoehr	011-49- 964183-1	09114			328	1,066,181	28		108.8	17	0	0	17
Grafenwoehr Tng Area	Army Active			09114	552	357,851	12	11,852	51,685		561.7	1	0	1	2
Griesheim Airfield	Army Active	Darmstadt		09175	24	42,721	18	216,463	73		56.8	11	0	180	191
Grossauheim Kaserne	Army Active	Grossauheim		09165	11	119,095	21	620,358	70		221.5	547	11	45	603
Gruenstadt AAFES Fac	Army Active	Ma			9	50,006	13	422,882	18		112.0	0	0	327	327
Gruenstadt Comm Sta	Army Active	Ma					1	90	65		5.8				
Hainerberg Hsg and Shop Ctr	Army Active	Wiesbaden		09096	20	91,008	99	2,534,618	165		369.1	0	33	611	644
Hammonds Barracks	Army Active	Heidelberg		09014	1	229	9	255,364	17		72.5	24	305	285	614
Hanau	Army Active	Hanau	011-49- 618188-1	09165			7	202,272			21.2	9	0	0	9
Harvey Barracks	Army Active			09036	74	632,805	86	998,220	592		450.6	1,652	125	444	2,221
Hausberg Ski Area	Army Active	Garmisch					1	838	36		0.5				
Heidelberg	Army Active	Heidelberg		09014	1	2	112	302,842			31.6	82	2	0	84
Heidelberg Army Heliport	Army Active	Heidelberg		09014	14	18,282	9	48,908	45		37.9	22	1	60	83
Heidelberg Community Sup Ctr	Army Active	Heidelberg		09014	23	61,048	13	364,974	27		87.1	44	87	586	717
Heidelberg Golf Course	Army Active	Heidelberg		09014	12	17,727			125		17.0	0	0	34	34
Heidelberg Hospital	Army Active	Heidelberg		09014	5	1,737	24	530,244	23		179.4	698	200	139	1,037
Hill 365 Radio Relay Fac	Army Active	Kaiserslautern		09227	4	814	1	3,948	17		3.0				
Hohe Warte LTA	Army Active	Giessen		09169			20	67,645	166		14.9				
Hohenfels	Army Active	Hohenfels		09173			608	1,381,529	1		144.3	2	0	0	2
Hohenfels Tng Area	Army Active	Hohenfels		09173	620	1,458,604	364	1,761,979	40,024		1,085.7	1,488	204	855	2,547
Hommertshausen Girl Scout Camp	Army Active	Hommertshausen		09169	22	10,478			84		4.0				
Hoppstaedten Waterworks	Army Active	Baumholder			2	3,085	2	21,854	22		52.0	0	0	12	12
Husterhoeh Kaserne	Army Active	Pirmasens		09138	43	509,615	29	583,025	126		222.6	38	22	426	486
Hutier Kaserne	Army Active	Hanau		09165	9	158,920	10	347,350	55		152.6	591	35	12	638
Idar Oberstein Fam Hsg	Army Active	Idar Oberstein			3	363	15	446,248	27		52.3				

¹ US Locations that do not meet criteria of at least ten (10) Acres AND at least \$10M PRV. US Territories and Non-US Locations that do not meet criteria of at least ten (10) Acres OR at least \$10M PRV.

DEPARTMENT OF DEFENSE - Army
Base Structure Report - As Of 30 Sept 04

SITE	COMPONENT	NAME NEAREST CITY	PHONE	ZIP CODE	BLDGS OWNED	BLDGS OWNED SQFT	BLDGS LEASED	BLDGS LEASED SQFT	TOTAL ACRES	ACRES OWNED	PRV (\$M)	MIL	CIV	OTHER	TOTAL
Illesheim	Army Active	Illesheim		09177			90	254,336	3		26.7	9	0	0	9
Jefferson Village Fam Hsg	Army Active	Darmstadt		09175	6	582	11	318,288	23		50.6	51	12	27	90
John F Dulles Village Fam Hsg	Army Active	Giessen		09169	2	2,081	15	419,853	22		56.1	0	0	1	1
Kaiserslautern	Army Active	Kaiserslautern		09227	1	44,485			465	0	17.7	40	33	54	127
Kaiserslautern Army Depot	Army Active	Kaiserslautern		09054	100	761,723	68	975,139	648		428.4	13	63	1,038	1,114
Kaiserslautern Equip Spt Ctr	Army Active	Kaiserslautern		09227	19	35,934	20	180,856	51		44.9	26	1	132	159
Kastel Hsg Area	Army Active	Wiesbaden		09096	5	16,133	11	373,960	28		68.8				
Katterbach Kaserne	Army Active	Ansbach		09177	30	166,129	103	2,570,588	409		645.3	1,377	83	572	2,032
Kefurt & Craig Village Fam Hsg	Army Active	Stuttgart		09131			41	1,047,887	38		134.3	0	0	4	4
Kelley Barracks-Ger-GE44E	Army Active	Darmstadt		09175	22	255,617	15	392,008	119		163.1	1,365	4	54	1,423
Kelley Barracks-Ger-GE44F	Army Active	Stuttgart	011-49-7117- 29-	09107	23	92,790	29	708,885	70		191.1	37	227	386	650
Kilbourne Kaserne	Army Active	Heidelberg		09014	7	10,496	17	86,715	13		27.4	170	98	3	271
Kitzingen	Army Active	Kitzingen		09036			161	610,230			63.2				
Kitzingen Family Hsg	Army Active			09036	53	272,341	36	1,081,268	80		199.4	0	6	155	161
Kitzingen Tng Areas	Army Active			09036	1	4,951	1	1,925	2,827		17.8				
Kleber Kaserne	Army Active	Kaiserslautern		09227	45	247,757	33	850,657	77		265.9	563	205	933	1,701
Kornwestheim Golf Course	Army Active	Stuttgart		09154	4	21,936	1	435	320		13.4	0	0	28	28
Lampertheim Tng Area	Army Active	Viernheim			4	722	1	864	4,128		7.9				
Landstuhl Heliport	Army Active	Landstuhl		09227	24	77,512			113		55.3	181	23	0	204
Landstuhl Hospital	Army Active	Landstuhl		09180	64	228,626	68	1,179,670	165		433.1	963	364	397	1,724
Langen Terrace Fam Hsg Area	Army Active	Langen		09175	11	15,195	15	285,521	16		40.2	0	3	0	3
Larson Barracks	Army Active	Kitzingen		09036	69	627,176	47	923,464	654		407.1	1,779	39	148	1,966
Ledward Barracks	Army Active	Schweinfurt		09033	146	246,679	54	1,375,347	161		394.4	1,907	84	674	2,665
Leighton Barracks	Army Active			09036	75	511,160	118	2,477,899	333		550.8	875	144	1,094	2,113
Lincoln Village Fam Hsg	Army Active	Darmstadt		09175	46	140,707	38	1,239,905	64		190.6	0	22	94	116
Mainz	Army Active	Mainz		09096			4	16,789	120		2.0	2	0	0	2
Mainz-Kastel Station	Army Active	Wiesbaden		09096	5	18,670	27	754,706	58		156.2	93	23	407	523
Mannheim	Army Active	Mannheim					1	6,713	12		1.9	103	0	0	103
Mannheim Class III Point	Army Active	Mannheim			6	13,526	6	17,532	28		22.2				
Mark Twain Village Fam Hsg	Army Active	Heidelberg		09014	9	35,093	69	2,038,192	75		311.4	222	269	426	917
McArthur Place Fam Hsg	Army Active	Friedberg		09074	1	2,294	13	190,865	10		25.9				
McCully Barracks	Army Active	Mainz		09096	19	231,970	40	380,363	74		171.4	411	6	59	476
Messel Small Arms Range	Army Active	Darmstadt		09175	2	5,456	2	752	52		7.8				
Miesau	Army Active	Miesau		09227					7	0	17.5				
Miesau Ammo Depot	Army Active	Miesau		09227	118	821,923	575	1,597,982	2,326		672.9	493	41	121	655
Moehringen Fam Hsg	Army Active	Stuttgart		09107			31	390,307	32		46.0	0	0	1	1
Nathan Hale QM Area	Army Active	Darmstadt		09175	14	58,363	21	375,979	39		82.0	142	34	121	297
Neubruecke	Army Active	Neubruecke					38	127,383			13.3				
Neubruecke Hospital	Army Active	Baumholder			6	32,874	21	327,212	55		77.2	0	0	34	34
New Argonner Fam Hsg	Army Active	Hanau		09165	12	243,467	37	627,631	85		152.5	71	31	110	212
Oberammergau NATO School	Army Active	Garmisch		09053	3	1,827	4	43,010			10.2	15	5	351	371

¹ US Locations that do not meet criteria of at least ten (10) Acres AND at least \$10M PRV. US Territories and Non-US Locations that do not meet criteria of at least ten (10) Acres OR at least \$10M PRV.

DEPARTMENT OF DEFENSE - Army
Base Structure Report - As Of 30 Sept 04

SITE	COMPONENT	NAME NEAREST CITY	PHONE	ZIP CODE	BLDGS OWNED	BLDGS OWNED SQFT	BLDGS LEASED	BLDGS LEASED SQFT	TOTAL ACRES	ACRES OWNED	PRV (\$M)	MIL	CIV	OTHER	TOTAL
Oberdachstetten Tng Area	Army Active	Ansbach		09177	15	15,004	34	99,239	799		57.2				
Ofersheim Small Arms Range	Army Active	Heidelberg		09042	5	3,707	3	9,551	35		6.6	0	2	6	8
Panzer Kaserne-Ger-GE642	Army Active	Kaiserslautern		09263	1	334	10	303,244	19		77.7	395	13	58	466
Panzer Kaserne-Ger-GE643	Army Active	Stuttgart		09046	22	79,243	36	1,072,856	90		286.7	608	28	192	828
Patch Barracks	Army Active	Stuttgart		09131	39	333,175	41	1,202,953	110		403.8	649	279	972	1,900
Patrick Henry Village Fam Hsg	Army Active	Heidelberg		09014	53	424,938	189	2,931,429	250		539.8	29	46	604	679
Patton Barracks	Army Active	Heidelberg		09099	29	83,885	27	654,447	37		178.1	333	313	241	887
Pendleton Barracks	Army Active	Giessen		09169	5	14,201	4	113,790	38		34.5	10	10	101	121
Pfeffelbach Waterworks	Army Active	Baumholder			1	78	2	16,896	57		24.5	0	0	4	4
Pioneer Kaserne	Army Active	Hanau		09165	16	25,704	47	1,064,673	95		274.3	490	203	135	828
Pioneer Village Fam Hsg	Army Active	Hanau		09165	3	78,781	41	1,446,966	61		211.2	0	0	42	42
Pond Barracks	Army Active	Amberg		09112	4	37,568			22		12.3				
Pulaski Barracks	Army Active	Kaiserslautern		09227	31	64,124	36	219,390	131		79.9	118	127	258	503
Ray Barracks	Army Active	Friedberg		09074	98	709,910	59	852,516	188		397.8	2,422	50	145	2,617
Rheinblick Rec Annex	Army Active	Wiesbaden		09096	1	35	2	14,052	172		10.7	0	0	53	53
Rhine Ordnance Barracks	Army Active	Kaiserslautern		09227	102	432,094	960	1,629,750	3,037		782.3	789	15	109	913
Robinson Barracks	Army Active	Stuttgart		09154	3	80,776	5	19,162	24		23.9	0	1	71	72
Robinson-Grenadier Fam Hsg	Army Active	Stuttgart		09154	2	515	63	1,504,096	135		203.5	0	6	14	20
Roman Way Village Fam Hsg	Army Active	Butzbach		09169	18	103,880	42	1,287,455	63		178.1	25	9	58	92
Rottershausen Ammo Stor Area	Army Active	Schweinfurt		09033	5	9,520	25	47,775	186		9.5				
Sambach AFN Fac	Army Active	Sambach		09227			3	1,999	10		1.4				
Schweinfurt	Army Active	Schweinfurt		09033			136	1,251,976	24		129.4	23	0	0	23
Schweinfurt Tng Areas	Army Active	Schweinfurt		09033	83	77,709	7	12,736	10,803		36.0	0	2	15	17
Schwetzingen Training Area	Army Active	Heidelberg		09042	1	343			277		0.9				
Sheridan Barracks	Army Active	Garmisch		09053			11	401,133	29		99.0	23	124	88	235
Shipton Kaserne	Army Active	Ansbach		09177	28	31,141	18	33,507	382		120.6	680	2	3	685
Smith Barracks	Army Active	Baumholder			176	569,036	205	3,130,656	1,016		987.4	3,977	283	858	5,118
South Camp Vilseck	Army Active	Vilseck		09112	849	4,045,712	153	1,557,318	2,193		1,210.8	3,303	195	1,049	4,547
Spinelli Barracks	Army Active	Mannheim		09086	35	25,170	55	1,010,702	198		312.4	425	51	98	574
St Barbara Village Fam Hsg	Army Active	Darmstadt		09175	21	6,868	22	82,352	11		14.2				
Stem Kaserne	Army Active	Heidelberg		09014	3	9,941	12	59,896	10		19.5	17	10	54	81
Steuben & Weicht Vil Fam Hsg	Army Active	Stuttgart		09031	2	782	54	555,685	48		69.7	0	0	1	1
Storck Barracks	Army Active	Bad Windsheim		09177	23	61,541	96	1,900,980	442		511.5	1,072	34	243	1,349
Strassburg Kaserne	Army Active	Baumholder			9	8,194	28	501,876	39		120.1	515	1	25	541
Stuttgart Dependent School	Army Active	Stuttgart		09154	1	301	4	167,796	11		38.8	0	0	31	31
Sullivan Barracks	Army Active	Mannheim		09086	31	204,434	54	956,115	111		273.3	642	184	386	1,212
Sulzheim Tng Area	Army Active	Schweinfurt		09033	1	182	1	190	145		9.2				
Taylor Barracks	Army Active	Mannheim		09086	81	226,404	31	694,506	113		233.0	798	71	432	1,301
Tiergarten Tng Area	Army Active	Hanau		09076	2	295			246		1.2				
Tompkins Barracks	Army Active	Heidelberg		09042	26	66,732	31	602,868	88		198.9	590	114	60	764
Turley Barracks	Army Active	Mannheim		30020	12	7,394	32	537,361	33		141.2	554	5	166	725

¹ US Locations that do not meet criteria of at least ten (10) Acres AND at least \$10M PRV. US Territories and Non-US Locations that do not meet criteria of at least ten (10) Acres OR at least \$10M PRV.

DEPARTMENT OF DEFENSE - Army
Base Structure Report - As Of 30 Sept 04

SITE	COMPONENT	NAME NEAREST CITY	PHONE	ZIP CODE	BLDGS OWNED	BLDGS OWNED SQFT	BLDGS LEASED	BLDGS LEASED SQFT	TOTAL ACRES	ACRES OWNED	PRV (\$M)	MIL	CIV	OTHER	TOTAL
Vilseck	Army Active	Vilseck		09112			141	819,952	33		84.3	22	0	0	22
Wackernhm-Schwabenwaeldchen TA	Army Active	Mainz		09096	2	1,599	7	3,886	23		3.6				
Warner Barracks	Army Active	Bamberg		09139	212	202,801	123	2,614,064	209		645.6	3,214	146	809	4,169
Warner Barracks Fam Hsg	Army Active	Bamberg		09139	4	746	13	337,013	13		47.1				
Weilimdorf Warehouse	Army Active	Stuttgart		09154			2	61,588	4		10.6	0	0	4	4
Weisskirchen AFN Trans Fac	Army Active	Weisskirchen		09175			6	13,641	18		8.0				
Wetzel Fam Hsg	Army Active	Baumholder			6	31,098	35	1,230,185	131		163.1	0	0	59	59
Wetzel Kaserne	Army Active	Baumholder			20	102,116	10	99,662	215		60.4	0	7	80	87
Wiesbaden Army Airfield	Army Active	Wiesbaden		09096	50	206,394	109	2,051,496	638		638.3	3,247	373	653	4,273
Wiesbaden Small Arms Range	Army Active	Wiesbaden		09096	3	6,419	7	8,398	26		4.7				
Wolfgang Kaserne	Army Active	Hanau		09165	20	309,318	8	125,754	98		100.5	35	0	328	363
Wuerzburg	Army Active	Wuerzburg	011-49-931- 2964	09036			112	754,401	2		77.7	43	0	0	43
Wuerzburg Hospital	Army Active			09036	6	197,180	4	405,519	14		190.9	529	113	315	957
Wuerzburg Tng Areas	Army Active			09036	3	3,399	1	387	20		2.2				
Yorkhof Kaserne	Army Active	Hanau		09165			9	128,926	5		30.9	21	115	164	300
OTHER SITE(S) ¹: 41					44	76,943	123	626,663	89	0	143.7	52	24	48	124
Germany Total:					6,330	25,545,284	9,926	115,020,287	157,669	0	30,855.1	57,729	8,464	28,565	94,758
Italy															
Camp Darby	Army Active			56018	136	644,340			159		225.7	91	71	315	477
Camp Ederle	Army Active	Vicenza		09630	194	1,191,379	49	510,041	147		544.2	3,150	341	1,118	4,609
Coltano Troposcatter Site	Army Active			56018	8	44,296			289		27.7				
Dal Molin Airfield	Army Active	Vicenza		09630	8	7,530	3	20,678			28.0	8	0	0	8
Livorno	Army Active			56018			58	212,049			23.2				
Livorno Supply & Maint Area	Army Active			56018	104	792,887			277		221.0	11	26	372	409
Livorno Training Area	Army Active			56018	6	5,827			50		6.6				
Longare Comm Site	Army Active	Vicenza		09630	5	7,071	25	83,704	52		38.2	58	1	0	59
Pisa Ammo Storage Area	Army Active			56018	209	464,197			2,093		169.2	2	4	28	34
Vicenza	Army Active	Vicenza	011-39-444- 51-7	09630	2	3,973	241	1,220,486	5		153.3				
Vicenza Basic Load Stor Area	Army Active	Vicenza		09630	14	24,532			34		10.6	2	5	0	7
Vicenza Fam Hsg	Army Active	Vicenza		09630	319	568,654	1	2,793	82		84.6				
OTHER SITE(S) ¹: 4					18	38,606			11		11.1	0	5	7	12
Italy Total:					1,023	3,793,292	377	2,049,751	3,199	0	1,543.2	3,322	453	1,840	5,615
Japan															
Akasaka Press Center	Army Active	Tokyo		96343	1	180	6	170,511	8		48.0	6	2	208	216
Akizuki Ammunition Depot	Army Active	Kure Shi		96343	13	6,568	54	414,926	138		161.6	0	4	186	190

¹ US Locations that do not meet criteria of at least ten (10) Acres AND at least \$10M PRV. US Territories and Non-US Locations that do not meet criteria of at least ten (10) Acres OR at least \$10M PRV.

DEPARTMENT OF DEFENSE - Army
Base Structure Report - As Of 30 Sept 04

SITE	COMPONENT	NAME NEAREST CITY	PHONE	ZIP CODE	BLDGS OWNED	BLDGS OWNED SQFT	BLDGS LEASED	BLDGS LEASED SQFT	TOTAL ACRES	ACRES OWNED	PRV (\$M)	MIL	CIV	OTHER	TOTAL
Camp Zama	Army Active	Sagamihara City	011081- 46251-15	96343	179	560,800	236	2,426,401	578		1,049.7	685	507	1,859	3,051
Hiro Ammunition Depot	Army Active	Kure City		96343	4	5,552	11	112,989	88		43.2	0	0	32	32
Kachin Hanto Area A	Army Active	Gushikawa		96376	12	7,559	5	7,162	32		42.0				
Kawakami Ammunition Depot	Army Active	Hiroshima		96343	66	127,284	50	228,866	644		166.9	0	3	102	105
Kure Pier 6	Army Active	Kure		96343	7	3,960	9	61,851	4		24.6	15	1	66	82
Naha Port	Army Active	Naha City		96376	38	346,823	3	14,425	139		168.1	6	12	116	134
POL Facilities	Army Active	Oki/Gushikawa		96376	29	24,763	81	50,159	413	54	280.6	0	1	66	67
Sagami General Depot	Army Active	Sagamihara City		96343	137	88,769	145	3,147,800	528		841.5	62	9	741	812
Sagamihara Family Hsg Area	Army Active	Sagamihara		96343	442	118,525	241	920,866	150		342.7	2	0	179	181
Torii Station	Army Active	Okinawa	011-81- 98892-51	96376	96	457,638	144	934,950	983	504	636.0	590	11	538	1,139
Yokohama North Dock	Army Active	Yokohama		96343	15	12,355	65	539,634	127		256.2	17	17	191	225
OTHER SITE(S) ¹ : 1									2		0.4				
Japan Total:					1,039	1,760,776	1,050	9,030,540	3,835	558	4,061.5	1,383	567	4,284	6,234
<u>Kwajalein Atoll</u>															
U.S. Army Kwajalein Atoll	Army Active	Majuro		96555	832	3,312,551			1,361		2,175.7	23	59	14	96
Kwajalein Atoll Total:					832	3,312,551	0	0	1,361	0	2,175.7	23	59	14	96
<u>Luxembourg</u>															
Bettembourg Site	Army Active	Luxembourg		3280	1	24,984	2	55,493	117		173.1	10	2	7	19
Sanem Site	Army Active	Esch-S-Alzette		4989					97		130.0				
OTHER SITE(S) ¹ : 1							5	11,564			1.2				
Luxembourg Total:					1	24,984	7	67,057	214	0	304.4	10	2	7	19
<u>Netherlands</u>															
Eygelshoven Storage Area	Army Active	Eygelshoven			12	6,277	1	6,000			101.7	15	54	33	102
Hendrik Mine	Army Active	Brunssum			1	2,152	11	99,985			24.7	212	22	135	369
Rotterdam Admin Facility	Army Active	Rotterdam					2	87,367	2		19.8	39	37	99	175
Schinnen	Army Active	Schinnen			1	200	285	460,741			59.8				
Schinnen Emma Mine	Army Active	Schinnen			35	86,419	14	141,920	24		58.6	57	62	372	491
OTHER SITE(S) ¹ : 2							47	76,060			10.0	0	0	2	2
Netherlands Total:					49	95,048	360	872,073	26	0	274.7	323	175	641	1,139
<u>South Korea</u>															
Bayonet Training Area	Army Active	Tong Du Chon	011-882- 7913-11	96224					361						
Brooklyn Hill	Army Active	Yangsan	011-882- 7913-11	96259	11	7,945			40		3.6				

¹ US Locations that do not meet criteria of at least ten (10) Acres AND at least \$10M PRV. US Territories and Non-US Locations that do not meet criteria of at least ten (10) Acres OR at least \$10M PRV.

DEPARTMENT OF DEFENSE - Army
Base Structure Report - As Of 30 Sept 04

SITE	COMPONENT	NAME NEAREST CITY	PHONE	ZIP CODE	BLDGS OWNED	BLDGS OWNED SQFT	BLDGS LEASED	BLDGS LEASED SQFT	TOTAL ACRES	ACRES OWNED	PRV (\$M)	MIL	CIV	OTHER	TOTAL
Bullseye 01	Army Active	Kumchon Ni	011-882-7913-11	96205	45	40,482			21,199		19.7				
Bullseye 02	Army Active	Kumchon Ni	011-882-7913-11	96205					1,391						
Camp Ames	Army Active	Taejon City	011-882-7913-11	96271	9	19,158			20		4.8				
Camp Bonifas	Army Active	Kumohon Ri	011-882-7913-11	96251	85	186,486			36		53.0	0	0	91	91
Camp Carroll	Army Active	Waegwan	011-882-7913-11	96260	242	2,041,526	39	998,023	681		593.9	1,350	135	1,666	3,151
Camp Casey	Army Active	Tongduchon	011-882-7913-11	96224	676	4,243,275	2	9,468	3,497		1,074.9	5,283	84	1,947	7,314
Camp Castle	Army Active	Tond Du Chon	011-882-7913-11	96224	56	340,642			51		82.9	394	0	153	547
Camp Colbern	Army Active	Songnam	011-882-7913-11	96205	55	187,923			76		47.0	204	0	50	254
Camp Eagle	Army Active	Wonju City	011-882-7913-11	96297	56	446,817			114		134.8	202	1	27	230
Camp Edwards	Army Active	Kumchon Ni	508-968-5888	96251	70	252,260			62		65.7	182	1	91	274
Camp Essayons	Army Active	Uijongbu	011-882-7913-11	96258	121	303,734			76		81.1	415	1	121	537
Camp Falling Water	Army Active	Uijong Bu	011-882-7913-11	96258	41	133,735	1	400	59		29.8	16	6	266	288
Camp Garry Owen North	Army Active	Kumohon Ni	011-882-7913-11	96251	137	402,434			70		107.6	650	0	116	766
Camp Giant	Army Active	Kumchon	011-882-7913-11	96251	74	158,888			42		34.6	124	8	318	450
Camp Greaves	Army Active	Kumchon Ni	011-882-7913-11	96251	120	323,849			59		86.7	508	0	205	713
Camp Henry	Army Active	Taegu	011-882-7913-11	96218	104	424,339	35	220,630	60		148.8	806	255	936	1,997
Camp Hialeah	Army Active	Pusan	011-882-7913-11	96259	301	875,148	24	53,561	193		281.5	365	29	637	1,031
Camp Hovey	Army Active	Tongduchon	011-882-7913-11	96224	184	1,574,002	1	25,696	3,473		365.5	2,069	1	388	2,458
Camp Howze	Army Active	Kumchon Ni	011-882-7913-11	96251	167	544,366			157		147.7	481	3	256	740
Camp Humphreys	Army Active	Pyongtaek City	011-882-7913-11	96271	544	3,863,704	5	6,600	1,231		954.3	3,528	112	1,982	5,622
Camp Jackson	Army Active	Uijong Bu	011-882-7913-11	96258	45	177,290			406		41.3	202	0	40	242
Camp Kwangsa Ri	Army Active	Camp Kwangsa Ri	011-882-7913-11	96257	15	35,560	4	8,000	31		11.0	0	0	28	28
Camp Kyle	Army Active	Uijongbu	011-882-7913-11	96257	82	279,820			36		63.7	353	2	41	396

¹ US Locations that do not meet criteria of at least ten (10) Acres AND at least \$10M PRV. US Territories and Non-US Locations that do not meet criteria of at least ten (10) Acres OR at least \$10M PRV.

DEPARTMENT OF DEFENSE - Army
Base Structure Report - As Of 30 Sept 04

SITE	COMPONENT	NAME NEAREST CITY	PHONE	ZIP CODE	BLDGS OWNED	BLDGS OWNED SQFT	BLDGS LEASED	BLDGS LEASED SQFT	TOTAL ACRES	ACRES OWNED	PRV (\$M)	MIL	CIV	OTHER	TOTAL
Camp Liberty Bell	Army Active	Munsan Up	011-882-7913-11	96251	39	93,992			17		22.3	0	0	1	1
Camp Long	Army Active	Wonju	011-882-7913-11	96297	134	313,401	8	13,007	85		84.0	227	8	229	464
Camp Market	Army Active	Inchon	011-882-7913-11	96205	63	590,052	39	588,104	118		179.1	11	4	448	463
Camp Nimble	Army Active	Tong Du Chon	011-882-7913-11	96224	31	119,928			16		29.1	393	0	30	423
Camp Page	Army Active	Chun Chon	011-882-7913-11	96208	152	725,733	6	30,114	468		221.4	603	10	311	924
Camp Red Cloud	Army Active	Uijong Bu	011-882-7913-11	96258	251	1,399,694			207		343.5	1,405	113	1,065	2,583
Camp Sears	Army Active	Uijongbu	011-882-7913-11	96257	41	132,443	1	92	32		43.6	158	0	55	213
Camp Stanley	Army Active	Uijong Bu	011-882-7913-11	96257	284	1,554,483	1	109	607		387.5	2,157	9	525	2,691
Camp Stanton	Army Active	Kumchon Ri	011-882-7913-11	96251	66	172,624			67		67.6	130	1	29	160
Camp Walker	Army Active	Taegu City	011-882-7913-11	96218	222	1,125,060			195		273.4	635	58	586	1,279
Camp Yongin	Army Active	Suwon	011-882-7913-11	96205	5	44,469	3	9,240	8		13.5	44	2	32	78
Chang San	Army Active	Pusan	011-882-7913-11	96259	13	12,838			26		4.5				
Cheju Do Training Center	Army Active	Mosulpo	011-882-7913-11	96220	31	42,684	1	468	12		12.8	0	0	12	12
Dartboard Site	Army Active	Taegu City	011-882-7913-11	96218	2	1,672			10		2.7				
Far East Dist Engr	Army Active	Seoul	011-882-7913-11	96205	31	109,906	14	73,008	11		37.4	0	1	110	111
Freedom Bridge	Army Active	Munsan Up	011-882-7913-11	96251	6	6,382			14		1.5				
Gimbols	Army Active	Tongduchon	011-882-7913-11	96224					2,952						
Gun Training Area	Army Active	Tong Du Chon	011-882-7913-11	96224					219						
H220 Heliport	Army Active	Tong Du Chon	011-882-7913-11	96224	54	247,327			52		56.8	11	1	175	187
High Point	Army Active	Chonan City	011-882-7913-11	96271	3	2,122			11		2.0				
K-16 Air Base	Army Active	Songnam	011-882-7913-11	96205	57	297,119	20	265,494	212		150.0	654	3	217	874
Kamaksan ASA	Army Active	Tong Du Chon	011-882-7913-11	96271	6	5,526			48		2.4	0	0	2	2
Koryosan ASA	Army Active	Inchon	011-882-7913-11	96205	7	6,462			12		3.0	0	0	1	1

¹ US Locations that do not meet criteria of at least ten (10) Acres AND at least \$10M PRV. US Territories and Non-US Locations that do not meet criteria of at least ten (10) Acres OR at least \$10M PRV.

DEPARTMENT OF DEFENSE - Army
Base Structure Report - As Of 30 Sept 04

SITE	COMPONENT	NAME NEAREST CITY	PHONE	ZIP CODE	BLDGS OWNED	BLDGS OWNED SQFT	BLDGS LEASED	BLDGS LEASED SQFT	TOTAL ACRES	ACRES OWNED	PRV (\$M)	MIL	CIV	OTHER	TOTAL
Kunsan Pol Terminal Site	Army Active	Kunsan City	011-882-7913-11	96264	3	5,728			17		7.1				
La Guardia	Army Active	Uijongbu	011-882-7913-11	96257	79	171,393			34		42.7	196	0	41	237
Madison Site	Army Active	Suwon	011-882-7913-11	96205	11	8,638			22		6.8				
Masan Ammunition Depot	Army Active	Masan	011-882-7913-11	96259	17	57,265			1,060		16.5	0	2	9	11
Mobile	Army Active	Tong Du Chon	011-882-7913-11	96224					2,761			5	5	21	31
Niblo Barracks	Army Active	Seoul	011-882-7913-11	96205	10	28,392	2	6,345	7		10.9	0	0	30	30
Pier #8	Army Active	Kanman-Tong	011-882-7913-11	96259	4	7,759	7	98,524	12		29.7	9	8	79	96
Pusan Storage Facility	Army Active	Pusan	011-882-7913-11	96259	63	396,674	9	20,887	69		91.7	3	5	116	124
Pyongtaek Cpx Area	Army Active	Pyongtaek	011-882-7913-11	96271	9	8,872			110		5.8				
Richmond	Army Active	Taejon City	011-882-7913-11	96271	3	2,696			14		2.4				
Shinbuk Relay	Army Active	Pochon	011-882-7913-11	96258	5	4,240			13		7.4				
Sungnam Golf Course	Army Active	Songnam	011-882-7913-11	96205			10	60,983	230		25.6	0	0	89	89
Swiss and Swed Camp Mac HQ	Army Active	Munsan Up	011-882-7913-11	96251	26	36,518					11.0				
Tango	Army Active	Songnam	011-882-7913-11	96205	22	137,798	6	77,561	241		55.9	101	1	80	182
Watkins Range	Army Active	Tong Du Chon	011-882-7913-11	96224					45						
Yong Pyong	Army Active	TDC	011-882-7913-11	96224	50	162,006			3,345		63.4	2	1	95	98
Yongsan Garrison	Army Active	Seoul	011-882-7913-11	96205	781	4,666,263	257	2,557,537	638		1,314.4	4,614	1,241	6,323	12,178
OTHER SITE(S) ¹: 15					81	87,756	10	117,246	54		46.6	177	10	451	638
South Korea Total:					5,902	29,649,298	505	5,241,097	47,494	0	8,109.9	28,667	2,121	20,521	51,309
United Kingdom															
RAF Hythe	Army Active	Southampton			3	2,581	23	217,510	35		44.8				
United Kingdom Total:					3	2,581	23	217,510	35	0	44.8	0	0	0	0
OVERSEAS:					15,243	64,480,213	12,478	134,338,380	214,947	575	47,948.6	92,432	12,162	57,155	161,749
Worldwide Totals:					120,275	758,714,807	17,001	157,940,033	15,423,470	14,673,875	240,973.9	766,625	155,851	178,203	1,100,679

¹ US Locations that do not meet criteria of at least ten (10) Acres AND at least \$10M PRV. US Territories and Non-US Locations that do not meet criteria of at least ten (10) Acres OR at least \$10M PRV.

DEPARTMENT OF DEFENSE - Navy
Base Structure Report - As Of 30 Sept 04

SITE	COMPONENT	NAME NEAREST CITY	PHONE	ZIP CODE	BLDGS OWNED	BLDGS OWNED SQFT	BLDGS LEASED	BLDGS LEASED SQFT	TOTAL ACRES	ACRES OWNED	PRV (\$M)	MIL	CIV	OTHER	TOTAL
Alabama															
NAS Whiting Fld Milton (Barin Field)	Navy Active	Foley		36535	3	11,258			779	706	109.2				
NAS Whiting Fld Milton (NOLF Evergreen)	Navy Active	Evergreen							440	22	12.4				
NAS Whiting Fld Milton (NOLF Silverhill)	Navy Active	Silverhill			2	1,443			400	352	24.5				
NAS Whiting Fld Milton (NOLF Summerdale)	Navy Active	Summerdale			1	1,024			565	560	18.4				
NAS Whiting Fld Milton (NOLF Wolf)	Navy Active	Elberta			1	240			422	312	20.0				
NMCRB Bessemer	Navy Reserve	Bessemer		35023	7	77,915			16	16	11.7	940	0	0	940
OTHER SITE(S) ¹: 6						24	66,138		780	40	11.0	437	1	0	438
Alabama Total:					38	158,018	0	0	3,402	2,007	207.1	1,377	1	0	1,378
Alaska															
NAF Adak CSO	Caretaker	Adak Station		99505	611	4,453,580			61,001	61,001	4,090.6				
NAVBASE Kitsap (Back Island AK)	Navy Active	Ketchikan			3	23,756			15	15	40.3				
NAVBASE Kitsap (Narl Barrow Camp Tr1)	Navy Active	Barrow			141	368,788			639	639	182.5				
OTHER SITE(S) ¹: 3						12	35,260	1	40,000		21.3	244	14	0	258
Alaska Total:					767	4,881,384	1	40,000	61,655	61,655	4,334.6	244	14	0	258
Arizona															
OTHER SITE(S) ¹: 4						20	111,225		338	305	26.1	1,805	32	0	1,837
Arizona Total:					20	111,225	0	0	338	305	26.1	1,805	32	0	1,837
Arkansas															
OTHER SITE(S) ¹: 1						15	3,331		79	79	1.8				
Arkansas Total:					15	3,331	0	0	79	79	1.8	0	0	0	0
California															
FISC Oakland CSO	Caretaker	Oakland		94625	85	7,445,434			531	527	1,183.1	58	0	0	58
FISC Oakland CSO (Alameda Annex)	Caretaker	Alameda			8	866,604			51	51	115.8				
FISC Oakland CSO (Alameda Facility)	Caretaker	Alameda			12	1,392,353			97	97	286.3				
FISC Oakland CSO (Richmond Pt Molate)	Caretaker	Richmond			14	32,168			413	413	152.7				
Hunters Point Annex CSO	Caretaker	San Francisco		94627	206	3,253,325			922	922	1,164.9				
NAF El Centro	Navy Active	El Centro		92243	257	1,139,978			62,542	59,864	679.3	256	84	0	340
NAS Alameda CSO	Caretaker	Alameda		94501	200	5,804,613			2,761	2,480	2,966.2	169	0	0	169

¹ US Locations that do not meet criteria of at least ten (10) Acres AND at least \$10M PRV. US Territories and Non-US Locations that do not meet criteria of at least ten (10) Acres OR at least \$10M PRV.

DEPARTMENT OF DEFENSE - Navy
Base Structure Report - As Of 30 Sept 04

SITE	COMPONENT	NAME NEAREST CITY	PHONE	ZIP CODE	BLDGS OWNED	BLDGS OWNED SQFT	BLDGS LEASED	BLDGS LEASED SQFT	TOTAL ACRES	ACRES OWNED	PRV (\$M)	MIL	CIV	OTHER	TOTAL
NAS Alameda CSO (Marina Village/SF)	Caretaker	San Francisco			160	727,359			30		77.2				
NAS Lemoore	Navy Active	Lemoore NAS	559-998-3300	93246	1,180	6,671,586			26,777	15,738	1,963.3	7,040	648	0	7,688
NAS Lemoore (Stockton)	Navy Active	Stockton			31	535,703			28		262.5				
NAS North Island San Diego	Navy Active	San Diego	619-545-8123	92135	661	9,696,393			2,803	2,802	3,044.8	7,511	3,616	0	11,127
NAS North Island San Diego (Clev NF Survival Tra)	Navy Active	Warner Springs			40	38,828			6,168	4,960	12.1				
NAS North Island San Diego (Former Phibase Coronado)	Navy Active	Coronado			215	2,435,488			975	715	671.8	3,780	242	0	4,022
NAS North Island San Diego (Imperial Beach)	Navy Active	Imperial Beach			78	727,488			1,402	1,393	264.3				
NAS North Island San Diego (San Clemente)	Navy Active	San Diego			203	519,805			36,200	36,200	273.6				
NAS North Island San Diego (Silver Strand)	Navy Active	Imperial Beach			11	67,152			549	549	20.0				
NAVBASE Ventura City	Navy Active	Point Mugu	805-982-4711	93043	908	4,687,602	1	12	4,534	4,517	1,442.4	2,629	2,308	0	4,937
NAVBASE Ventura City (Capehart Hsg 3 Mugu)	Navy Active	Camarillo			77	453,156			51	51	55.6				
NAVBASE Ventura City (Port Hueneme)	Navy Active	Port Hueneme			623	6,111,126	47	375,248	1,793	1,793	1,529.8	4,563	3,147	0	7,710
NAVFAC Centerville Beach	Disestab	Ferndale		95536	76	204,039			49	40	43.3				
NAVMEDCEN San Diego	Navy Active	San Diego	619-532-6400	92134	25	1,984,075			79	79	586.0	3,008	1,488	0	4,496
NAVPEOFF Alexandria (Estero Bay Branch)	Navy Active	Morro Bay			6	1,960			175	10	90.9				
NAVPEOFF Alexandria (Fuel Complx Long Beach)	Navy Active	Long Beach			5	8,105			11	11	17.9				
NAVPEOFF Alexandria (Fuel Farm San Pedro)	Navy Active	Los Angeles			27	34,301			272	269	158.9				
NAVPEOFF Alexandria (Norwalk Branch)	Navy Active	Norwalk			1	676			18	0	21.1				
NAVSECGRUACT Skaggs Is	Disestab	Sonoma		95476	41	182,700			3,309	3,304	93.4				
NAWS China Lake	Navy Active	China Lake		93555	1,279	4,374,872	1	16	606,933	606,916	2,270.5	754	2,942	0	3,696
NAWS China Lake (Mojave B Ranges)	Navy Active	Trona			5	12,010			316,351	316,351	10.1				
NAWS China Lake (Randsburg Wash Area)	Navy Active	Trona			42	159,627			187,117	187,001	63.8				
NAWS China Lake (San Nicolas Island)	Navy Active	San Nicolas Island			140	391,691			13,370	13,370	458.9				
NAWS China Lake (Santa Cruz Island)	Navy Active	Goleta			11	19,832			11		21.5				
NCEL Port Hueneme CSO	Caretaker	Port Hueneme		93043	50	230,794			33	33	62.1				
NH Oakland CSO	Caretaker	Oakland		94627	90	1,033,619			183	183	326.6				
NMCR Alameda	Navy Reserve	Alameda		94501	5	84,060			15	15	20.6	822	0	0	822
NMCR Los Angeles	Navy Reserve	Los Angeles		90731	7	126,557			23		26.4	320	0	0	320
NMCR Los Angeles	Navy Reserve	Los Angeles		90012	6	142,462			11	11	29.0				

¹ US Locations that do not meet criteria of at least ten (10) Acres AND at least \$10M PRV. US Territories and Non-US Locations that do not meet criteria of at least ten (10) Acres OR at least \$10M PRV.

DEPARTMENT OF DEFENSE - Navy
Base Structure Report - As Of 30 Sept 04

SITE	COMPONENT	NAME NEAREST CITY	PHONE	ZIP CODE	BLDGS OWNED	BLDGS OWNED SQFT	BLDGS LEASED	BLDGS LEASED SQFT	TOTAL ACRES	ACRES OWNED	PRV (\$M)	MIL	CIV	OTHER	TOTAL
NMCRRC Moreno Valley	Navy Reserve	Moreno Valley		92518	4	67,123			10	10	12.8	143	0	0	143
NMCRRC Sacramento	Navy Reserve	Sacramento		95828	4	48,908			20	20	10.9	752	0	0	752
NS Long Beach CSO	Caretaker	Long Beach		90822	383	2,425,378			894	894	613.7				
NS San Diego	Navy Active	San Diego	619-556-1011	92136	1,177	9,762,156	2	161,369	3,080	3,056	2,294.3	38,878	13,226	18	52,122
NS Treasure Island CSO	Caretaker	San Francisco		94130	100	2,085,418	1	30,000	1,064	1,064	560.2	19	3	0	22
NSA Corona	Navy Active	Corona		91718	52	437,173			247	247	167.0	7	969	0	976
NSA Monterey	Navy Active	Monterey		93943	377	2,547,334	3	26,917	621	610	565.2	327	1,061	0	1,388
NSA Monterey (Dixon Transmitter Fac)	Navy Active	Dixon			25	78,248			1,285	1,285	118.2				
NSA Monterey (Navpmossp Mtn View)	Navy Active	Mountain View			10	785,777			343	339	282.3	9	86	0	95
NSY Long Beach CSO	Caretaker	Long Beach		90822	306	4,142,625	1	48	522	521	1,063.1				
NSY Mare Island CSO	Caretaker	Vallejo		94592	532	2,302,664			5,138	5,136	1,188.5	3	1	0	4
NTC San Diego CSO	Caretaker	San Diego		92133	78	988,008			165	159	338.5				
NWS Seal Beach	Navy Active	Seal Beach		90740	366	2,551,088			5,002	4,968	742.7	1,766	421	0	2,187
NWS Seal Beach (Det Concord)	Navy Active	Concord			492	1,947,566			7,701	6,914	1,124.3	3	0	0	3
NWS Seal Beach (Fallbrook)	Navy Active	Fallbrook			277	1,011,495			8,851	8,851	396.9	59	0	0	59
NWS Seal Beach (Long Beach Golf Course)	Navy Active	Los Alamitos			1	4,200	11	14,716	254		14.7				
PWC San Francisco CSO	Caretaker	San Francisco		94130	343	1,725,415			640	638	379.5				
SUBASE San Diego	Navy Active	San Diego	619-553-1011	92106	566	6,216,862			1,272	1,230	1,842.9	177	18	0	195
OTHER SITE(S) ¹: 67					817	4,699,721	15	555,545	28,450	28,266	1,446.6	1,907	15	0	1,922
California Total:					12,695	105,424,700	82	1,163,871	1,342,145	1,324,875	33,629.1	74,960	30,275	18	105,253
Colorado															
NMCRRC Denver	Navy Reserve	Lakewood		80042	4	127,460			15	15	24.1	1,339	0	0	1,339
OTHER SITE(S) ¹: 1							1	17,707	2		3.2	230	0	0	230
Colorado Total:					4	127,460	1	17,707	17	15	27.4	1,569	0	0	1,569
Connecticut															
NAVSUBASE New London	Navy Active	Groton	860-694-4636		1,501	6,707,909			1,222	1,213	1,459.2	4,683	1,022	0	5,705
NWIRP Bloomfield	Navy Active	Bloomfield		06002	6	141,299			85	85	53.0				
OTHER SITE(S) ¹: 6					39	114,202			79	56	22.2	1,002	0	0	1,002
Connecticut Total:					1,546	6,963,410	0	0	1,386	1,354	1,534.3	5,685	1,022	0	6,707
Delaware															
OTHER SITE(S) ¹: 1					2	26,456			8	8	5.6	320	0	0	320
Delaware Total:					2	26,456	0	0	8	8	5.6	320	0	0	320

¹ US Locations that do not meet criteria of at least ten (10) Acres AND at least \$10M PRV. US Territories and Non-US Locations that do not meet criteria of at least ten (10) Acres OR at least \$10M PRV.

DEPARTMENT OF DEFENSE - Navy
Base Structure Report - As Of 30 Sept 04

SITE	COMPONENT	NAME NEAREST CITY	PHONE	ZIP CODE	BLDGS OWNED	BLDGS OWNED SQFT	BLDGS LEASED	BLDGS LEASED SQFT	TOTAL ACRES	ACRES OWNED	PRV (\$M)	MIL	CIV	OTHER	TOTAL
<u>District of Columbia</u>															
NSA Wash	Navy Active	Washington			88	3,448,611			90	90	706.0	4,841	4,945	0	9,786
NSA Wash (Bellevue)	Navy Active	Washington			190	314,976			60	60	33.1	192	164	0	356
NSA Wash (Naval Observatory)	Navy Active	Washington			35	219,072			72	72	44.3	46	88	0	134
NSA Wash (Naval Research Lab)	Navy Active	Washington			89	3,065,356			133	132	818.7	4	415	0	419
NSA Wash (Nebraska Ave Complex)	Navy Active	Washington			30	579,735			38	38	150.3	76	97	0	173
NSA Wash (NS Anacostia)	Navy Active	Washington			58	1,441,672			351	351	368.5	792	110	0	902
OTHER SITE(S) ¹: 4					18	349,823			10	10	67.4	1,333	5,323	1	6,657
District of Columbia Total:					508	9,419,245	0	0	754	753	2,188.3	7,284	11,142	1	18,427
<u>Florida</u>															
NAF Key West	Navy Active	Key West	305-293-4408	33040	674	3,825,942	6	46,334	6,449	6,189	1,233.5	845	296	0	1,141
NAS Cecil Field CSO	Caretaker	Cecil Field		32215	177	1,333,521			8,261	8,261	648.5				
NAS Jacksonville	Navy Active	Jacksonville	904-542-4011	32212	646	8,782,360			3,895	3,857	2,133.0	11,747	6,196	1	17,944
NAS Jacksonville (OLF Whitehouse)	Navy Active	Cecil Field			8	5,210			2,565	1,907	31.1				
NAS Jacksonville (Yellow Water Housing)	Navy Active	Cecil Field			44	318,637			254	254	30.0				
NAS Pensacola	Navy Active	Pensacola	850-452-0111	32508	684	9,181,204	300	400,500	5,920	5,742	2,120.3	6,072	2,585	0	8,657
NAS Pensacola (Corry Station)	Navy Active	Pensacola			227	2,183,379			674	673	417.9	86	1	0	87
NAS Pensacola (OLF Bronson)	Navy Active	Pensacola			20	17,658			1,098	962	88.2				
NAS Pensacola (Saufly Fields)	Navy Active	Pensacola			79	715,408	1	3,800	895	878	271.6				
NAS Whiting Field Milton	Navy Active	Milton	850-623-7011	32570	435	2,026,902			7,676	7,117	813.6	622	163	0	785
NMCRRC Miami	Navy Reserve	Miami		33015	2	62,752			20	17	10.2	798	0	0	798
NS Mayport	Navy Active	Mayport	904-270-5011	32228	620	3,783,556	17	210,416	3,248	3,015	925.2	11,655	316	0	11,971
NS Mayport (FISC)	Navy Active	Jacksonville			23	41,262			181	150	90.0				
NS Mayport (Ribault Bay Village)	Navy Active	Atlantic Beach			91	695,240			158	158	56.4				
NSA Orlando	Navy Active	Orlando		32826	3	302,156	5	190,907	50	41	71.9	228	1,029	0	1,257
NSA Panama City	Navy Active	Panama City	850-234-4011	32407	239	1,453,171	11	60,588	1,115	650	276.2	373	1,367	0	1,740
NTC Orlando CSO	Caretaker	Orlando			337	5,691,910			1,843	1,837	1,277.3				
OTHER SITE(S) ¹: 21					49	209,601	113	966,802	21,312	11,862	280.5	3,183	60	0	3,243
Florida Total:					4,358	40,629,869	453	1,879,347	65,613	53,568	10,775.4	35,609	12,013	1	47,623
<u>Georgia</u>															
NAS Atlanta	Navy Reserve	Marietta	770-919-6392	30060	119	792,658			181	179	181.8	2,974	150	0	3,124
NSA Athens	Navy Active	Athens		30606	64	466,933			58	58	68.4	116	69	0	185
SUBASE Kings Bay	Navy Active	Kings Bay	912-673-2001	31547	508	6,100,457			16,616	12,957	2,093.0	4,300	1,641	0	5,941
OTHER SITE(S) ¹: 7					60	73,916	1	961	344	331	15.3	488	0	0	488
Georgia Total:					751	7,433,964	1	961	17,199	13,526	2,358.6	7,878	1,860	0	9,738

¹ US Locations that do not meet criteria of at least ten (10) Acres AND at least \$10M PRV. US Territories and Non-US Locations that do not meet criteria of at least ten (10) Acres OR at least \$10M PRV.

DEPARTMENT OF DEFENSE - Navy
Base Structure Report - As Of 30 Sept 04

SITE	COMPONENT	NAME NEAREST CITY	PHONE	ZIP CODE	BLDGS OWNED	BLDGS OWNED SQFT	BLDGS LEASED	BLDGS LEASED SQFT	TOTAL ACRES	ACRES OWNED	PRV (\$M)	MIL	CIV	OTHER	TOTAL
Guam															
NAS Agana CSO	Caretaker	Agana		96540	439	1,397,877	1	40,200			813.2	6	0	0	6
NAVMARIANASSUPPACT Guam	Navy Active	Agana		96540	1,076	5,448,320			15,029	14,805	3,533.1	2,410	423	0	2,833
NAVMARIANASSUPPACT Guam (Andersen AFB)	Navy Active	Andersen AFB		96543	8	83,043	1	168			81.6	50	0	0	50
NAVMARIANASSUPPACT Guam (Apra Heights)	Navy Active	Apra			196	607,811			3		158.4	13	0	0	13
NAVMARIANASSUPPACT Guam (Barrigada)	Navy Active	Barrigada			23	192,431			1,093	1,081	156.6				
NAVMARIANASSUPPACT Guam (Finegayan)	Navy Active	Finegayan			519	2,128,089			2,979	2,959	710.5	40	73	0	113
NAVMARIANASSUPPACT Guam (Harmon)	Navy Active	Dededo			1	220			12	8	0.1				
NAVMARIANASSUPPACT Guam (Marbo)	Navy Active	Mangilao							45	0	1.1				
NAVMARIANASSUPPACT Guam (Naval Magazine)	Navy Active	Santa Rita							31	17		2	0	0	2
NAVMARIANASSUPPACT Guam (Naval Magazine)	Navy Active	Santa Rita			209	663,460					757.2				
NAVMARIANASSUPPACT Guam (Nimitz Hill)	Navy Active	Nimitz Hill			80	247,678			78	50	94.0				
NAVMARIANASSUPPACT Guam (Sasa Valley)	Navy Active	Piti			10	12,587			424	412	157.8				
NAVMARIANASSUPPACT Guam (Talofofo)	Navy Active	Talofofo							13	13	0.0				
NAVMARIANASSUPPACT Guam (Tanguisson Point)	Navy Active	Dededo			1	29,205			27	27	95.1				
NAVMARIANASSUPPACT Guam (Tenjo Vista)	Navy Active	Piti									57.1				
NH Guam	Navy Active	Naval Supply Depot		96538	24	427,652			88	88	234.4	524	94	0	618
OTHER SITE(S) ¹: 2															
								1	157			0.2			
Guam Total:					2,586	11,238,373	3	40,525	19,822	19,461	6,850.5	3,045	590	0	3,635

Hawaii

Barbers Point CSO	Caretaker	Barbers Point		96707					1,246	1,121	74.8				
NS Pearl Harbor	Navy Active	Pearl Harbor	808-473-3646	96860	1,702	14,877,167			8,069	8,047	6,874.1	11,366	7,606	2	18,974
NS Pearl Harbor (Aiea)	Navy Active	Aiea			91	185,389			60	60	121.7	262	178	0	440
NS Pearl Harbor (Ewa)	Navy Active	Ewa Beach			1,922	3,578,206			3,144	3,130	863.6	108	12	0	120
NS Pearl Harbor (Kalaeloa)	Navy Active	Barbers Point			450	2,079,518			1,067	1,056	588.5	49	85	0	134
NS Pearl Harbor (Kunia)	Navy Active	Kunia					10	275,180	96	96	106.8	1,147	66	0	1,213
NS Pearl Harbor (Pearl City)	Navy Active	Pearl City			343	1,398,443			286	278	375.3	2	7	0	9
NS Pearl Harbor (Red Hill)	Navy Active	Honolulu			20	27,777			243	243	654.4				
NS Pearl Harbor (Wahiawa)	Navy Active	Wahiawa			307	1,088,882	2	11,326	743	722	355.6	290	87	0	377

¹ US Locations that do not meet criteria of at least ten (10) Acres AND at least \$10M PRV. US Territories and Non-US Locations that do not meet criteria of at least ten (10) Acres OR at least \$10M PRV.

DEPARTMENT OF DEFENSE - Navy
Base Structure Report - As Of 30 Sept 04

SITE	COMPONENT	NAME NEAREST CITY	PHONE	ZIP CODE	BLDGS OWNED	BLDGS OWNED SQFT	BLDGS LEASED	BLDGS LEASED SQFT	TOTAL ACRES	ACRES OWNED	PRV (\$M)	MIL	CIV	OTHER	TOTAL
NS Pearl Harbor (Waianae)	Navy Active	Lualualei			445	1,147,788			9,229	9,228	553.0				
NS Pearl Harbor (Waikale)	Navy Active	Waipahu			144	461,059			479	478	218.6				
NS Pearl Harbor (Waipahu)	Navy Active	Waipahu			24	44,210			1,456	1,456	54.0	0	7	0	7
PACMISRANFAC Hawaiian Area	Navy Active	Kekaha		96752	272	623,702			2,326	2,104	382.2	107	71	0	178
PACMISRANFAC Hawaiian Area (Makaha Ridge)	Navy Active	Kokee			13	22,374			245		41.1				
OTHER SITE(S) ¹: 7					7	8,685	2	22,021	1,295	1,279	15.6				
Hawaii Total:					5,740	25,543,200	14	308,527	29,982	29,297	11,279.2	13,331	8,119	2	21,452
Idaho															
NAVBASE Kitsap (Bayview Idaho)	Navy Active	Bayview			13	80,368			22	22	25.6	1	45	0	46
OTHER SITE(S) ¹: 4					3	3,040	5	47,359	9		9.5	358	0	0	358
Idaho Total:					16	83,408	5	47,359	31	22	35.1	359	45	0	404
Illinois															
NS Great Lakes	Navy Active	Great Lakes		60088	1,149	14,158,362	1	398	1,903	1,884	3,495.7	5,317	1,644	0	6,961
NS Great Lakes (Glenview)	Navy Active	Glenview			127	738,868			93	93	88.3	3	0	0	3
OTHER SITE(S) ¹: 6					170	1,072,684			33	33	206.6	2,019	17	0	2,036
Illinois Total:					1,446	15,969,914	1	398	2,029	2,010	3,790.6	7,339	1,661	0	9,000
Indiana															
NSA Crane	Navy Active	Crane		47522	2,482	10,993,481			62,469	62,467	3,322.7	54	3,073	0	3,127
OTHER SITE(S) ¹: 5					45	978,601	4	68,052	484	480	231.4	1,191	13	0	1,204
Indiana Total:					2,527	11,972,082	4	68,052	62,952	62,947	3,554.1	1,245	3,086	0	4,331
Iowa															
OTHER SITE(S) ¹: 4					3	82,648	4	16,582	19	4	18.3	587	0	0	587
Iowa Total:					3	82,648	4	16,582	19	4	18.3	587	0	0	587
Kansas															
OTHER SITE(S) ¹: 1					3	40,462			8	8	7.0	346	0	0	346
Kansas Total:					3	40,462	0	0	8	8	7.0	346	0	0	346
Kentucky															
NSWC Louisville CSO	Caretaker	Louisville		40214	77	1,712,670			151	151	322.1	9	0	0	9
OTHER SITE(S) ¹: 1					5	37,402			5	5	6.5	339	0	0	339
Kentucky Total:					82	1,750,072	0	0	156	156	328.7	348	0	0	348

¹ US Locations that do not meet criteria of at least ten (10) Acres AND at least \$10M PRV. US Territories and Non-US Locations that do not meet criteria of at least ten (10) Acres OR at least \$10M PRV.

DEPARTMENT OF DEFENSE - Navy
Base Structure Report - As Of 30 Sept 04

SITE	COMPONENT	NAME NEAREST CITY	PHONE	ZIP CODE	BLDGS OWNED	BLDGS OWNED SQFT	BLDGS LEASED	BLDGS LEASED SQFT	TOTAL ACRES	ACRES OWNED	PRV (\$M)	MIL	CIV	OTHER	TOTAL
Louisiana															
NAS JRB New Orleans	Navy Reserve	Belle Chasse	504-678-3253	70143	163	1,608,590			4,901	3,252	517.9	1,434	296	0	1,730
NRC New Orleans	Navy Reserve	New Orleans		70142	5	69,597			13	13	12.6	809	3	0	812
NSA New Orleans	Navy Reserve	New Orleans	504-678-5011	70142	83	1,956,455			224	213	386.4	1,966	768	0	2,734
OTHER SITE(S) ¹ : 3					19	94,293			22	15	15.3	780	0	0	780
Louisiana Total:					270	3,728,935	0	0	5,160	3,494	932.2	4,989	1,067	0	6,056
Maine															
NAS Brunswick	Navy Active	Brunswick	207-921-1110	04011	423	2,334,503			3,363	3,307	710.4	3,349	398	0	3,747
NAS Brunswick (Corea Maine)	Navy Active	Corea			13	82,401			461	461	71.5				
NAS Brunswick (NCTS Cutler VLF Area)	Navy Active	Cutler			35	132,557			2,805	2,805	79.1				
NAS Brunswick (Topsham)	Navy Active	Topsham			62	296,595			91	91	45.7	148	0	0	148
NAVSPACT Portsmouth Shipyard	Navy Active	Kittery		06349	296	4,272,140			302	302	1,086.9	624	4,794	0	5,418
OTHER SITE(S) ¹ : 7					37	70,552			12,611	12,602	27.9				
Maine Total:					866	7,188,748	0	0	19,632	19,568	2,021.5	4,121	5,192	0	9,313
Maryland															
NAS Patuxent River	Navy Active	Patuxent River		20670	847	7,093,641			6,402	6,401	2,233.3	2,523	6,891	1	9,415
NAS Patuxent River (Glenn Forest)	Navy Active	Lexington Park			59	448,884			139	139	44.0				
NAS Patuxent River (NAF Washington)	Navy Active	Andrews AFB			24	604,653	5	44,175	119	119	175.3	237	36	0	273
NAS Patuxent River (Solomons Island Nrc)	Navy Active	Solomons			136	288,095			295	295	75.0				
NAS Patuxent River (Webster Field)	Navy Active	Saint Inigoes			68	534,694			968	852	206.3	2	0	0	2
NATNAVMEDCEN Bethesda	Navy Active	Bethesda	301-295-1110		64	3,297,875			239	239	781.5	2,864	3,516	0	6,380
NSA Wash (Blossom Point)	Navy Active	La Plata			20	48,279			265	265	20.4				
NSA Wash (Chesapeake Bay Detach)	Navy Active	Solomons			74	212,494			168	168	89.5				
NSA Wash (Gambrills)	Navy Active	Annapolis			64	115,996			856	856	19.9				
NSA Wash (NAVACAD North Seven)	Navy Active	Annapolis			32	214,222			527	527	62.0				
NSA Wash (Naval Station)	Navy Active	Annapolis			125	681,692			278	278	154.6				
NSA Wash (NMIC Suitland)	Navy Active	Suitland		20746	5	636,981			84	42	113.9	392	14	0	406
NSA Wash (NSWC Carderock)	Navy Active	Bethesda			73	1,844,149			186	186	376.2	3	48	0	51
NSA Wash (NSWC Indian Head)	Navy Active	Indian Head		20640	1,122	3,182,663			1,961	1,961	996.7	169	2,012	0	2,181
NSA Wash (Stump Neck Area)	Navy Active	Indian Head			86	287,462			1,087	1,087	84.8				
NSA Wash (USNA Annapolis)	Navy Active	Annapolis		21402	198	5,062,353			356	355	1,137.9	1,145	1,258	0	2,403
NSA Wash (White Plains RR)	Navy Active	Indian Head			165				165	165	23.7				
NSWC Carderock CSO	Caretaker	Annapolis		20817	82	599,766			90	90	153.0				

¹ US Locations that do not meet criteria of at least ten (10) Acres AND at least \$10M PRV. US Territories and Non-US Locations that do not meet criteria of at least ten (10) Acres OR at least \$10M PRV.

DEPARTMENT OF DEFENSE - Navy
Base Structure Report - As Of 30 Sept 04

SITE	COMPONENT	NAME NEAREST CITY	PHONE	ZIP CODE	BLDGS OWNED	BLDGS OWNED SQFT	BLDGS LEASED	BLDGS LEASED SQFT	TOTAL ACRES	ACRES OWNED	PRV (\$M)	MIL	CIV	OTHER	TOTAL
OTHER SITE(S)¹ : 25					82	440,425	4	76,257	6,970	6,941	144.1	1,122	0	0	1,122
Maryland Total:					3,161	25,594,324	9	120,432	21,156	20,967	6,892.1	8,457	13,775	1	22,233
Massachusetts															
NAS South Weymouth CSO	Caretaker	Weymouth		02190	205	1,142,169			2,252	2,135	408.0				
NWIRP Bedford	Navy Active	Bedford		01730	6	275,969			79	79	107.4				
SUBASE New London CT (NAVPRO Pittsfield Ma)	Navy Active	Pittsfield			5	823,949			30	30	168.9	2	19	0	21
OTHER SITE(S)¹ : 5					7	133,694	2	29,290	24	23	35.5	618	0	0	618
Massachusetts Total:					223	2,375,781	2	29,290	2,385	2,267	719.8	620	19	0	639
Michigan															
NMCRC FTCSTR Battle Creek	Navy Reserve	Battle Creek		49015	7	60,024			158	26	12.0	466	0	0	466
OTHER SITE(S)¹ : 6					11	146,832	7	137,804	909	10	58.6	1,173	1	0	1,174
Michigan Total:					18	206,856	7	137,804	1,067	36	70.6	1,639	1	0	1,640
Minnesota															
NARC Minneapolis	Navy Reserve	Minneapolis		55450	8	230,010			12	12	57.2	1,606	12	0	1,618
NARC Minneapolis (Saint Paul)	Navy Reserve	Fort Snelling		55111	4	51,521			11	11	10.4				
NIROP Minneapolis	Navy Active	Fridley		55450	14	1,745,338			88	83	371.4				
OTHER SITE(S)¹ : 2					14	28,304	2	3,120	94	1	8.9	129	0	0	129
Minnesota Total:					40	2,055,173	2	3,120	205	107	447.9	1,735	12	0	1,747
Mississippi															
CBC Gulfport	Navy Active	Gulfport	228-871-2555	39501	370	4,681,809			3,416	3,316	688.8	4,785	403	0	5,188
NAS Meridian	Navy Active	Meridian	601-679-2211	39309	555	2,500,144	1	31,878	8,068	8,061	594.6	677	256	0	933
NAS Meridian (OLF Bravo)	Navy Active	Preston			6	6,694			1,473	1,255	35.1				
NS Pascagoula	Navy Active	Pascagoula	228-761-2140	39567	43	452,248	2	19,638	561	561	95.8	2,052	407	0	2,459
OTHER SITE(S)¹ : 4					18	3,564	44	823,291	3,045	728	132.3	283	1,056	0	1,339
Mississippi Total:					992	7,644,459	47	874,807	16,564	13,921	1,546.7	7,797	2,122	0	9,919
Missouri															
OTHER SITE(S)¹ : 4					17	170,988			39	24	32.1	2,042	15	0	2,057
Missouri Total:					17	170,988	0	0	39	24	32.1	2,042	15	0	2,057
Montana															
OTHER SITE(S)¹ : 2					3	21,481	1	17,000	6	5	8.0	332	0	0	332

¹ US Locations that do not meet criteria of at least ten (10) Acres AND at least \$10M PRV. US Territories and Non-US Locations that do not meet criteria of at least ten (10) Acres OR at least \$10M PRV.

DEPARTMENT OF DEFENSE - Navy
Base Structure Report - As Of 30 Sept 04

SITE	COMPONENT	NAME NEAREST CITY	PHONE	ZIP CODE	BLDGS OWNED	BLDGS OWNED SQFT	BLDGS LEASED	BLDGS LEASED SQFT	TOTAL ACRES	ACRES OWNED	PRV (\$M)	MIL	CIV	OTHER	TOTAL
Montana Total:					3	21,481	1	17,000	6	5	8.0	332	0	0	332
Nebraska															
OTHER SITE(S)¹: 2					3	40,397	1	17,724	12	7	10.7	1,054	14	0	1,068
Nebraska Total:					3	40,397	1	17,724	12	7	10.7	1,054	14	0	1,068
Nevada															
NAS Fallon	Navy Active	Fallon	775-426-5161	89406	572	2,431,937	3	408	119,396	119,335	1,318.3	1,037	237	0	1,274
NAS Fallon (Hawthorne Nevada)	Navy Active	Hawthorne					39	353,152	15	15	94.0				
OTHER SITE(S)¹: 5					3	36,118	4	29,606	6	0	15.3	727	0	0	727
Nevada Total:					575	2,468,055	46	383,166	119,416	119,349	1,427.7	1,764	237	0	2,001
New Jersey															
NAWCADLKE Non-NIF Lakehurst	Navy Active	Lakehurst		08733	263	2,935,964			7,430	7,430	918.8	228	1,629	0	1,857
NRC Fort Dix	Navy Reserve	Fort Dix		08640	11	100,837			14	14	21.7	1,089	1	0	1,090
NWS Earle	Navy Active	Colts Neck		07722	498	2,257,435	50	346,710	11,851	11,851	1,245.3	222	185	0	407
OTHER SITE(S)¹: 5					5	159,908			25	13	39.1	635	32	0	667
New Jersey Total:					777	5,454,144	50	346,710	19,320	19,308	2,224.9	2,174	1,847	0	4,021
New Mexico															
NAS Corpus Christi TX (White Sands)	Navy Active	White Sands Msl Rge			41	192,492	1	4,224	85	85	59.1	36	0	0	36
OTHER SITE(S)¹: 2					26	3,892			203	0	2.5				
New Mexico Total:					67	196,384	1	4,224	288	85	61.6	36	0	0	36
New York															
NAVSUBASE New London (Mitchel Field NY)	Navy Active	Hempstead			100	464,372			45	45	72.1				
NAVSUBASE New London (Mitchel Manor 1 NY)	Navy Active	Hempstead			18	225,398			12	12	27.2				
NAVSUBASE New London (Mitchel Manor 2 NY)	Navy Active	Hempstead			16	220,402			37	37	45.6				
NAVSUPPU Saratoga Springs	Navy Active	Saratoga Springs		12302	95	495,620			123	123	57.0	627	21	0	648
NS Newport RI (NUWC Fishers Island NY)	Navy Active	Fishers Island			9	47,754	1	168	78	70	19.8				
NWIRP Bethpage	Navy Active	Bethpage		11714	43	1,831,856			148	143	428.6	3	0	0	3
NWIRP Calverton	Navy Active	Calverton		11933	64	843,870			6,048	6,048	371.8				
OTHER SITE(S)¹: 10					22	281,258			39	32	61.8	4,004	27	0	4,031
New York Total:					367	4,410,530	1	168	6,530	6,511	1,083.9	4,634	48	0	4,682

¹ US Locations that do not meet criteria of at least ten (10) Acres AND at least \$10M PRV. US Territories and Non-US Locations that do not meet criteria of at least ten (10) Acres OR at least \$10M PRV.

DEPARTMENT OF DEFENSE - Navy
Base Structure Report - As Of 30 Sept 04

SITE	COMPONENT	NAME NEAREST CITY	PHONE	ZIP CODE	BLDGS OWNED	BLDGS OWNED SQFT	BLDGS LEASED	BLDGS LEASED SQFT	TOTAL ACRES	ACRES OWNED	PRV (\$M)	MIL	CIV	OTHER	TOTAL
North Carolina															
NMCRC Greensboro	Navy Reserve	Greensboro		27409	2	59,951			10	10	10.4	527	0	0	527
NS Norfolk (Harvey Pt NC)	Navy Active	Hertford			21	40,593			1,414	1,414	38.2				
OTHER SITE(S) ¹: 12					5	125,607			168	75	20.7	1,323	13	0	1,336
North Carolina Total:					28	226,151	0	0	1,592	1,499	69.2	1,850	13	0	1,863
North Dakota															
OTHER SITE(S) ¹: 2							1	22,816	836	2	3.8	112	1	0	113
North Dakota Total:					0	0	1	22,816	836	2	3.8	112	1	0	113
Northern Mariana Islands															
NAVMARIANASSUPPACT Guam (Farrallon De Medinilla)	Navy Active	Saipan Mariana Isl							206						
NAVMARIANASSUPPACT Guam (Saipan)	Navy Active	Saipan Mariana Isl							177						
NAVMARIANASSUPPACT Guam (Tinian)	Navy Active	Tinian Mariana Isl							16,554						
Northern Mariana Islands Total:					0	0	0	0	16,937	0	0.0	0	0	0	0
Ohio															
NMCRC Columbus	Navy Reserve	Columbus		43213	12	128,039			33	33	25.1	1,236	14	0	1,250
NS Great Lakes (Bratenahl)	Navy Active	Cleveland			8	76,675			31	27	19.1				
OTHER SITE(S) ¹: 6					17	268,514			30	15	47.2	2,186	25	0	2,211
Ohio Total:					37	473,228	0	0	93	75	91.4	3,422	39	0	3,461
Oklahoma															
NMCRC Tulsa	Navy Reserve	Broken Arrow		74012	2	63,644			11	11	11.1	769	0	0	769
Oklahoma Total:					2	63,644	0	0	11	11	11.1	769	0	0	769
Oregon															
NAS Whidbey Island (NAVWPNSSYSTRAFAC Brdman)	Navy Active	Boardman			9	20,058			62,871	47,432	22.3				
NMCRC Portland	Navy Reserve	Portland			5	67,119			14	14	15.1	1,128	16	0	1,144
OTHER SITE(S) ¹: 3					7	37,281	6	20,245	49	2	13.2	271	0	0	271
Oregon Total:					21	124,458	6	20,245	62,934	47,449	50.6	1,399	16	0	1,415
Pennsylvania															
NAS Willow Grove	Navy Reserve	Willow Grove	215-443-1000	19090	120	1,092,163			967	884	373.8	2,814	72	0	2,886
NAVSUPPACT Mechanicsburg	Navy Active	Mechanicsburg		17055	149	9,324,610			857	844	1,092.1	682	5,084	0	5,766

¹ US Locations that do not meet criteria of at least ten (10) Acres AND at least \$10M PRV. US Territories and Non-US Locations that do not meet criteria of at least ten (10) Acres OR at least \$10M PRV.

DEPARTMENT OF DEFENSE - Navy
Base Structure Report - As Of 30 Sept 04

SITE	COMPONENT	NAME NEAREST CITY	PHONE	ZIP CODE	BLDGS OWNED	BLDGS OWNED SQFT	BLDGS LEASED	BLDGS LEASED SQFT	TOTAL ACRES	ACRES OWNED	PRV (\$M)	MIL	CIV	OTHER	TOTAL
NAVSUPPACT Mechanicsburg (NSA Philadelphia PA)	Navy Active	Philadelphia			50	2,271,415			134	134	421.5	262	2,127	0	2,389
NAWC-AD Warminster CSO	Caretaker	Warminster		18974	63	1,411,349			542	461	381.7				
NH Philadelphia CSO	Caretaker	Philadelphia		19111	49	694,879			49	49	174.1				
NMCRRC Pittsburgh	Navy Reserve	Pittsburgh		15137	3	74,116			13	13	13.9	776	16	0	792
NSA Mechanicsburg (Det Phil Annex PNBC)	Navy Active	Philadelphia			53	2,400,852			271	271	591.3				
OTHER SITE(S) ¹ : 12					104	1,001,120			38	37	424.1	1,381	0	0	1,381
Pennsylvania Total:					591	18,270,504	0	0	2,870	2,691	3,472.5	5,915	7,299	0	13,214

Puerto Rico

NAS Jacksonville (Isabela Puerto Rico)	Navy Active	Isabela			8	36,604			413	413	17.6				
NAS Jacksonville (LF Tran Site Aguada)	Navy Active	Aguada			2	14,529			388	388	8.0				
NAS Jacksonville (Salinas Receiver Site)	Navy Active	Salinas Salinas			2	8,011			249	249	3.7				
NAS Key West (Fort Allen Puertorico)	Navy Active	Juana Diaz		00665	2	7,467			117	117	459.5				
NAS Key West (Vieques West Pr)	Navy Active	Vieques Vieques			1	7,395			386	103	21.1				
NAVACT Puerto Rico	Navy Active	Roosevelt San Juan			1,244	4,950,715	1	52,255	8,266	8,091	1,839.0	611	130	2	743
NAVACT Puerto Rico (Cabeza De Perro)	Navy Active	Naguabo							29	29					
NAVACT Puerto Rico (Camp Garcia/Vieques)	Navy Active	Roosevelt Ros Naval			22	41,801					85.3				
NAVACT Puerto Rico (Flamingo Pt/Culebra)	Navy Active	Roosevelt Ros Naval			4	6,019			79	73	1.6				
NAVACT Puerto Rico (Pico Del Este-AFWTF)	Navy Active	Roosevelt Ros Naval			9	20,063			76	76	25.2				
NAVACT Puerto Rico (Pineros Island)	Navy Active	Roosevelt Ros Naval							325	325					
NAVACT Puerto Rico (Vieques East)	Navy Active	Roosevelt Ros Naval			8	13,843			14,121	14,121	11.0				
NAVACT Puerto Rico (Vieques West)	Navy Active	Vieques Vieques							123	1					
NAVSECGRUACT Sabana Seca	Navy Active	Sabana Seca Manati		34053	164	455,426			2,927	2,562	170.8	0	6	0	6
OTHER SITE(S) ¹ : 3					14	32,474			12	8	11.3				
Puerto Rico Total:					1,480	5,594,347	1	52,255	27,513	26,557	2,654.0	611	136	2	749

Rhode Island

CBC Davisville CSO	Caretaker	Davisville		02854	161	2,752,872			910	910	526.9				
NS Newport	Navy Active	Newport	401-841-2311	02841	901	8,008,497			1,499	1,410	1,904.4	1,461	3,769	0	5,230
NS Newport (NMCRRC Providence)	Navy Reserve	Providence			2	68,222			20	20	12.2	1,083	0	0	1,083
NS Newport Ri (Gould Island)	Navy Active	Jamestown			1	28,080			13	13	19.8				

¹ US Locations that do not meet criteria of at least ten (10) Acres AND at least \$10M PRV. US Territories and Non-US Locations that do not meet criteria of at least ten (10) Acres OR at least \$10M PRV.

DEPARTMENT OF DEFENSE - Navy
Base Structure Report - As Of 30 Sept 04

SITE	COMPONENT	NAME NEAREST CITY	PHONE	ZIP CODE	BLDGS OWNED	BLDGS OWNED SQFT	BLDGS LEASED	BLDGS LEASED SQFT	TOTAL ACRES	ACRES OWNED	PRV (\$M)	MIL	CIV	OTHER	TOTAL
OTHER SITE(S) ¹ : 1							1	10,989			2.8				
Rhode Island Total:					1,065	10,857,671	1	10,989	2,441	2,353	2,466.1	2,544	3,769	0	6,313
South Carolina															
NH Beaufort	Navy Active	Beaufort	843-525-5600	29902	20	460,824	1	64	127	122	137.3	308	183	0	491
NH Charleston	Navy Active	Charleston	843-743-7000	29405	3	399,836			24	23	96.9	300	197	0	497
NSY Charleston CSO	Caretaker	North Charleston		29408	165	3,139,538			1,011	1,011	1,010.6				
NWS Charleston	Navy Active	Goose Creek	843-764-7901	29445	1,351	8,366,783			17,177	16,036	1,649.8	351	247	0	598
NWS Charleston (Short Stay)	Navy Active	Moncks Corner			44	57,154			57		15.6				
OTHER SITE(S) ¹ : 8					323	3,832,093	1	32,000	22	20	837.1	3,168	3,139	0	6,307
South Carolina Total:					1,906	16,256,228	2	32,064	18,419	17,212	3,747.3	4,127	3,766	0	7,893
South Dakota															
OTHER SITE(S) ¹ : 1					1	624	1	16,488	1	1	2.7	130	0	0	130
South Dakota Total:					1	624	1	16,488	1	1	2.7	130	0	0	130
Tennessee															
NAVSUPACT Midsouth Memphis	Navy Active	Millington	901-874-5111	38054	579	3,650,075			1,871	1,479	747.2	2,180	721	0	2,901
NSA Midsouth Memphis (NSWC Carderock Div)	Navy Active	Memphis			5	467,579			147	61	76.8				
OTHER SITE(S) ¹ : 3					8	116,182			22	11	18.6	1,386	13	0	1,399
Tennessee Total:					592	4,233,836	0	0	2,040	1,551	842.6	3,566	734	0	4,300
Texas															
NAS Corpus Christi	Navy Active	Corpus Christi	361-961-2811	78419	276	5,352,949			4,575	4,083	1,517.0	2,314	589	0	2,903
NAS Dallas CSO	Caretaker	Dallas		75211	78	573,571	3	10,836	732	51	259.3	506	20	0	526
NAS JRB Fort Worth	Navy Reserve	Fort Worth	817-782-5000	76127	291	2,787,031			70		758.5	5,114	247	0	5,361
NAS Kingsville	Navy Active	Kingsville	361-516-6136	78363	134	1,166,488			6,910	3,243	488.9	321	136	0	457
NAS Kingsville (ALF Orange)	Navy Active	Orange Grove			10	13,915			1,596	1,373	67.5	38	0	0	38
NAS Kingsville (Dixie Target Range)	Navy Active	Tilden			10	21,499			7,825	6,761	22.0				
NS Ingleside	Navy Active	Ingleside	361-776-4200	78362	87	810,151	4	7,646	1,070	1,065	231.2	613	161	0	774
NWIRP Dallas	Navy Active	Dallas			85	4,527,064			315	315	1,021.8				
NWIRP McGregor	Navy Active	McGregor		79916	202	843,356			4,366	4,331	290.0				
OTHER SITE(S) ¹ : 10					51	413,244	1	13,065	1,426	251	68.8	4,959	25	0	4,984
Texas Total:					1,224	16,509,268	8	31,547	28,884	21,473	4,725.0	13,865	1,178	0	15,043
Utah															
NSA Monterey (Det Magna Utah)	Navy Active	Magna			133	482,451			522	518	136.3	1	0	0	1

¹ US Locations that do not meet criteria of at least ten (10) Acres AND at least \$10M PRV. US Territories and Non-US Locations that do not meet criteria of at least ten (10) Acres OR at least \$10M PRV.

DEPARTMENT OF DEFENSE - Navy
Base Structure Report - As Of 30 Sept 04

SITE	COMPONENT	NAME NEAREST CITY	PHONE	ZIP CODE	BLDGS OWNED	BLDGS OWNED SQFT	BLDGS LEASED	BLDGS LEASED SQFT	TOTAL ACRES	ACRES OWNED	PRV (\$M)	MIL	CIV	OTHER	TOTAL
OTHER SITE(S) ¹ : 1					3	44,260			3	3	8.8	627	0	0	627
Utah Total:					136	526,711	0	0	525	521	145.1	628	0	0	628
<u>Vermont</u>															
OTHER SITE(S) ¹ : 1					1	19,616			5	5	3.7	79	0	0	79
Vermont Total:					1	19,616	0	0	5	5	3.7	79	0	0	79
<u>Virgin Islands</u>															
NAVACT Puerto Rico (3 D UTR/St Croix-AFWTF)	Navy Active	Frederiksted			5	21,512			14	14	27.8				
NAVACT Puerto Rico (Crown Mt/St Thom-AFWTF)	Navy Active	Charlotte Amalie			9	20,207			27	27	5.8				
NAVACT Puerto Rico (Sg Hill/St Croix-AFWTF)	Navy Active	Frederiksted			6	7,104			11	11	8.0				
Virgin Islands Total:					20	48,823	0	0	51	51	41.5	0	0	0	0
<u>Virginia</u>															
AFEXPTRAACT Camp Peary	Navy Active	Williamsburg		23185	33	126,039	1	250	9,276	9,271	17.0	526	43	0	569
NAS Oceana	Navy Active	Virginia Beach	757-444-2366	23460	669	8,355,168	1	80	13,406	6,496	2,143.8	10,486	1,104	0	11,590
NAS Oceana (ALF Fentress Chesapke)	Navy Active	Virginia Beach			10	18,881			6,168	4,711	59.8				
NAVMEDECEN Portsmouth	Navy Active	Portsmouth	757-953-5000	23708	29	2,259,543			111	111	541.1	2,531	1,576	0	4,107
NAVPHIBASE Little Creek	Navy Active	Norfolk	757-444-0000	23521	887	5,679,856	36	42,759	2,409	2,402	1,182.6	7,828	1,176	1	9,005
NAVPHIBASE Little Creek (Wallops Island VA)	Navy Active	Wallops Island		23337	86	352,746			74	73	88.1	96	40	0	136
NAVSUPPACT Norfolk	Navy Active	Norfolk			791	4,740,071			925	923	601.7	60,251	9,903	4	70,158
NAVSUPPACT Norfolk (Northwest Chesapke)	Navy Active	Chesapeake			175	740,258			3,798	2,801	192.4	189	48	0	237
NS Norfolk	Navy Active	Norfolk	757-444-0000	23505	930	17,917,836	1	637	3,980	3,974	4,114.9	955	901	0	1,856
NS Norfolk (Craney Island)	Navy Active	Portsmouth			22	122,736			919	917	249.8				
NSA Norfolk NSY	Navy Active	Portsmouth		23709	309	7,354,773			1,295	1,281	1,952.2	1,032	8,240	0	9,272
NSA Norfolk NSY (Stanley Court/NNSY)	Navy Active	Norfolk			81	163,366			16	16	16.1				
NSA Norfolk NSY (St Helena Norfolk)	Navy Active	Norfolk			2	1,044			12	12	34.9				
NSA Wash (Arlington Service Ctr)	Navy Active	Arlington			16	285,257			31	31	53.8	811	2,651	0	3,462
NSA Wash (NSWC Dahlgren)	Navy Active	Dahlgren		22448	632	3,206,346			2,677	2,677	793.0	410	3,958	0	4,368
NSA Wash (Pumpkin Neck)	Navy Active	King George			19	32,360			1,641	1,641	10.7				
WPNSUPPFAC Yorktown	Navy Active	Yorktown		23691	829	4,136,937			10,748	10,747	1,100.6	826	328	0	1,154
WPNSUPPFAC Yorktown (Cheatham Annex)	Navy Active	Williamsburg			197	3,082,583			3,146	3,144	554.1				
OTHER SITE(S) ¹ : 32					127	712,639	165	1,440,541	866	859	343.4	1,479	515	0	1,994

¹ US Locations that do not meet criteria of at least ten (10) Acres AND at least \$10M PRV. US Territories and Non-US Locations that do not meet criteria of at least ten (10) Acres OR at least \$10M PRV.

DEPARTMENT OF DEFENSE - Navy
Base Structure Report - As Of 30 Sept 04

SITE	COMPONENT	NAME NEAREST CITY	PHONE	ZIP CODE	BLDGS OWNED	BLDGS OWNED SQFT	BLDGS LEASED	BLDGS LEASED SQFT	TOTAL ACRES	ACRES OWNED	PRV (\$M)	MIL	CIV	OTHER	TOTAL
Virginia Total:					5,844	59,288,439	204	1,484,267	61,499	52,087	14,049.9	87,420	30,483	5	117,908
Washington															
NAS Whidbey Island	Navy Active	Oak Harbor	360-257-2211	98278	383	3,464,090			4,362	4,210	1,302.6	8,607	286	0	8,893
NAS Whidbey Island (OLF Coupeville)	Navy Active	Coupeville			9	8,828			1,014	664	29.9				
NAS Whidbey Island (Sea Plane Base)	Navy Active	Oak Harbor			916	2,668,159			2,785	2,772	489.5				
NAVBASE Kitsap (Bremerton RR)	Navy Active	Bremerton							655	654	32.8				
NAVBASE Kitsap (Bremerton)	Navy Active	Bremerton			146	2,618,705	1	16,170	136	133	908.8	4,508	9,829	0	14,337
NAVBASE Kitsap (Jackson Park Hsg)	Navy Active	Bremerton			447	1,375,239			160	158	164.9				
NAVBASE Kitsap (Keyport NUWC)	Navy Active	Keyport		98345	196	1,335,002			338	336	489.7	34	1,497	0	1,531
NAVBASE Kitsap (Manchester WA)	Navy Active	Bremerton			27	85,115			234	234	442.7				
NAVBASE Kitsap (Shipyard Puget Sound)	Navy Active	Bremerton			121	3,809,803			570	570	1,719.3	74	47	0	121
NAVMAG Indian Island	Navy Active	Port Townsend		98339	198	509,167			2,716	2,716	236.4	7	58	0	65
NH Bremerton	Navy Active	Bremerton	360-475-4000	98312	17	378,188			49	49	126.3	690	374	0	1,064
NMCRRC Spokane	Navy Reserve	Spokane		99205	10	67,504			23	23	13.3	477	0	0	477
NS Everett	Navy Active	Everett	425-304-3000	98207	47	780,930	4	6,681	213	213	350.2	6,123	22	0	6,145
NS Everett (Fort Lawton Magnolia)	Navy Active	Seattle			67	169,629			33	33	17.7				
NS Everett (Jim Creek)	Navy Active	Oso			46	140,874			4,901	4,797	119.3	5	0	0	5
NS Everett (Marysville)	Navy Active	Marysville			12	276,567			52	52	65.8				
NS Everett (Pacific Beach)	Navy Active	Pacific Beach			45	196,280			53	53	37.2				
NS Puget Sound CSO	Caretaker	Seattle			56	1,570,609	1	12,450	157	152	294.8	151	13	0	164
SUBASE Bangor	Navy Active	Bangor	360-396-4840	98315	977	7,175,590			7,206	7,189	2,469.4	4,786	1,546	0	6,332
OTHER SITE(S) ¹ : 34					80	167,897	5	47,153	1,653	1,643	56.1	1,607	590	0	2,197
Washington Total:					3,800	26,798,176	11	82,454	27,309	26,651	9,366.8	27,069	14,262	0	41,331
West Virginia															
Allegany Ballistics Lab	Navy Active	Keyser			164	935,364			1,785	1,639	312.3				
NAVSECGRUACT Sugar Grove	Navy Active	Sugar Grove		26815	106	384,671			647	592	135.5	191	82	0	273
OTHER SITE(S) ¹ : 2					4	57,315			11	11	13.7	416	0	0	416
West Virginia Total:					274	1,377,350	0	0	2,442	2,242	461.4	607	82	0	689
Wisconsin															
NS Great Lakes (NRTF Clam Lake Wi)	Navy Active	Ashland			7	30,403			127	127	17.0				
OTHER SITE(S) ¹ : 4					8	181,343			27	19	35.4	1,223	0	0	1,223
Wisconsin Total:					15	211,746	0	0	154	146	52.4	1,223	0	0	1,223

¹ US Locations that do not meet criteria of at least ten (10) Acres AND at least \$10M PRV. US Territories and Non-US Locations that do not meet criteria of at least ten (10) Acres OR at least \$10M PRV.

DEPARTMENT OF DEFENSE - Navy
Base Structure Report - As Of 30 Sept 04

SITE	COMPONENT	NAME NEAREST CITY	PHONE	ZIP CODE	BLDGS OWNED	BLDGS OWNED SQFT	BLDGS LEASED	BLDGS LEASED SQFT	TOTAL ACRES	ACRES OWNED	PRV (\$M)	MIL	CIV	OTHER	TOTAL	
Wyoming																
OTHER SITE(S) ¹ : 1					2	12,471			2	2	2.4	133	0	0	133	
					Wyoming Total:	2	12,471	0	0	2	2	2.4	133	0	0	133
					US/US Territories:	57,525	464,308,765	971	7,270,899	2,075,936	1,980,277	140,690.9	360,194	155,987	30	516,211

¹ US Locations that do not meet criteria of at least ten (10) Acres AND at least \$10M PRV. US Territories and Non-US Locations that do not meet criteria of at least ten (10) Acres OR at least \$10M PRV.

DEPARTMENT OF DEFENSE - Navy
Base Structure Report - As Of 30 Sept 04

SITE	COMPONENT	NAME NEAREST CITY	PHONE	ZIP CODE	BLDGS OWNED	BLDGS OWNED SQFT	BLDGS LEASED	BLDGS LEASED SQFT	TOTAL ACRES	ACRES OWNED	PRV (\$M)	MIL	CIV	OTHER	TOTAL
Australia															
NAVCOMMSTA H E Holt Exmouth	Navy Active	Northwest Cape			88	488,599			18,093		313.9	50	1	0	51
Australia Total:					88	488,599	0	0	18,093	0	313.9	50	1	0	51
Bahamas															
NUSWC DET Autec Andros	Navy Active	Andros Island		34058	160	604,906			539		331.9	21	0	0	21
Bahamas Total:					160	604,906	0	0	539	0	331.9	21	0	0	21
Bahrain															
NAVSUPPACT Bahrain	Navy Active	Bahrain Island			189	948,548	2	3,613	66		214.7	2,118	78	107	2,303
NAVSUPPACT Bahrain (Aviation Unit Muharraq)	Navy Active	Manama			12	24,214	2	67,350			21.4				
NAVSUPPACT Bahrain (Banz Wrhs Compound)	Navy Active	Al Jufayr			1	480	9	408,729			43.4				
NAVSUPPACT Bahrain (Dependent School)	Navy Active	Al Jufayr					22	295,955	25		59.3				
NAVSUPPACT Bahrain (Mina Sulman Pier Area)	Navy Active	Al Jufayr			5	2,289	1	63,036			12.1				
OTHER SITE(S)¹ : 4					28	11,101	2	15,751			5.1				
Bahrain Total:					235	986,632	38	854,434	91	0	356.0	2,118	78	107	2,303
Br Indian Ocean Territories															
NAVSUPPFAC Diego Garcia IO	Navy Active	Diego Garcia Naval		96595	603	2,278,664			7,000		2,273.3	463	2	56	521
Br Indian Ocean Territories Total:					603	2,278,664	0	0	7,000	0	2,273.3	463	2	56	521
Canada															
OTHER SITE(S)¹ : 2							1	144	1		0.0				
Canada Total:					0	0	1	144	1	0	0.0	0	0	0	0
Cuba															
NS Guantanamo Bay	Navy Active	Guantanamo Bay		09593	1,360	5,385,527			28,821		1,716.1	564	144	133	841
Cuba Total:					1,360	5,385,527	0	0	28,821	0	1,716.1	564	144	133	841
Egypt															
NAVMEDRSCHU Three Cairo	Navy Active	Cairo		09835	20	94,462	24	62,725	3		50.3	69	3	0	72
Egypt Total:					20	94,462	24	62,725	3	0	50.3	69	3	0	72
Greece															
NAVSUPPACT Souda Bay	Navy Active	Soudha Bay		09865	63	469,606	1	2,475	101		206.2	394	65	141	600
Greece Total:					63	469,606	1	2,475	101	0	206.2	394	65	141	600

¹ US Locations that do not meet criteria of at least ten (10) Acres AND at least \$10M PRV. US Territories and Non-US Locations that do not meet criteria of at least ten (10) Acres OR at least \$10M PRV.

DEPARTMENT OF DEFENSE - Navy

Base Structure Report - As Of 30 Sept 04

SITE	COMPONENT	NAME NEAREST CITY	PHONE	ZIP CODE	BLDGS OWNED	BLDGS OWNED SQFT	BLDGS LEASED	BLDGS LEASED SQFT	TOTAL ACRES	ACRES OWNED	PRV (\$M)	MIL	CIV	OTHER	TOTAL
Hong Kong															
OTHER SITE(S) ¹ : 1															
							1	32,622			9.0	17	0	6	23
Hong Kong Total:					0	0	1	32,622	0	0	9.0	17	0	6	23
Iceland															
NAS Keflavik	Navy Active	Keflavik		09728	350	4,442,216	2	5,598	51		2,629.5	1,466	92	599	2,157
NAS Keflavik (Grindavik)	Navy Active	Grindavik			7	18,421			1,039		37.1				
NAS Keflavik (H-1/Rockville)	Navy Active	Reykjavik			27	74,020			487		81.1				
NAS Keflavik (H-3/Hornafirdi)	Navy Active	Reykjavik			4	4,087			281		24.2				
NAS Keflavik (Helguvik)	Navy Active	Reykjavik									122.1				
NAS Keflavik (Hvalfjordur)	Navy Active	Reykjavik			4	8,744			117		66.1				
NAS Keflavik (Sangerdi)	Navy Active	Sandgerdi			1	999			69		0.9				
OTHER SITE(S) ¹ : 1															
					2	2,180					0.5				
Iceland Total:					395	4,550,667	2	5,598	2,044	0	2,961.5	1,466	92	599	2,157
Indonesia															
NAVMEDRSCHUNIT Two Djakarta	Navy Active	Jakarta Java		96520	3	3,861					11.6	30	0	0	30
Indonesia Total:					3	3,861	0	0	0	0	11.6	30	0	0	30
Italy															
NAS Sigonella	Navy Active	Sigonella Sicily		09627	211	2,595,825	134	1,132,062	571		899.7	2,383	198	672	3,253
NAS Sigonella (Augusta Bay)	Navy Active	Catania			30	137,923					55.4				
NAS Sigonella (Belpasso Hsg)	Navy Active	Catania					94	893,417	104		97.4				
NAS Sigonella (Gli Ulivi)	Navy Active	Catania					7	272,860			31.4				
NAS Sigonella (NATO Magazine Area)	Navy Active	Catania							40		0.6				
NAVSUPPACT Maddalena	Navy Active	La Maddalena		09612	30	81,393	71	668,930	47		123.7	1,140	58	114	1,312
NAVSUPPACT Naples	Navy Active	Naples		09619	101	1,595,739	180	2,711,081	213		811.3	2,116	427	778	3,321
NAVSUPPACT Naples (Gaeta)	Navy Active	Gaeta			2	1,590	14	171,693	8		50.7	727	0	1	728
OTHER SITE(S) ¹ : 4															
					5	7,803	8	23,582	8		5.4	12	0	0	12
Italy Total:					379	4,420,273	508	5,873,626	992	0	2,075.7	6,378	683	1,565	8,626
Japan															
COMFLEACT Kadena Okinawa	Navy Active	Okinawa Island					79	683,760	629		237.9	375	71	423	869
COMFLEACT Kadena Okinawa (Awase)	Navy Active	Kadena Air Base Okin		96368	6	11,844			118		424.8				
COMFLEACT Kadena Okinawa (Camp Shields)	Navy Active	Camp Shields-Okinawa			25	120,611			88		2,736.4				
COMFLEACT Kadena Okinawa (Sobe Comm Site)	Navy Active	Sobe							132						

¹ US Locations that do not meet criteria of at least ten (10) Acres AND at least \$10M PRV. US Territories and Non-US Locations that do not meet criteria of at least ten (10) Acres OR at least \$10M PRV.

DEPARTMENT OF DEFENSE - Navy
Base Structure Report - As Of 30 Sept 04

SITE	COMPONENT	NAME NEAREST CITY	PHONE	ZIP CODE	BLDGS OWNED	BLDGS OWNED SQFT	BLDGS LEASED	BLDGS LEASED SQFT	TOTAL ACRES	ACRES OWNED	PRV (\$M)	MIL	CIV	OTHER	TOTAL
COMFLEACT Kadena Okinawa (Tengan Pier)	Navy Active	Tengan			4	5,612			8		22.4				
COMFLEACT Kadena Okinawa (White Beach)	Navy Active	White Beach Nav Inst			63	116,460			290		1,135.3	68	0	0	68
COMFLEACT Kadena Okinawa (Yomitan Aux Airf)	Navy Active	Sobe			15	60,641			4		1,172.7				
COMFLEACT Sasebo	Navy Active	Sasebo		96322	188	247,602	2	617	8,891		2,116.4	3,203	91	877	4,171
COMFLEACT Yokosuka	Navy Active	Yokosuka		96349	342	744,823	2	14,168	2,938		4,283.1	11,176	645	5,271	17,092
COMFLEACT Yokosuka (Ikego Hsg Area)	Navy Active	Ikego			37	35,040			708		523.4				
COMFLEACT Yokosuka (Koshiha Pol Dep)	Navy Active	Yokohama		96343	23	8,279			245		351.8				
COMFLEACT Yokosuka (Negishi Dh Area)	Navy Active	Yokohama		96343	43	20,050			111		231.2				
COMFLEACT Yokosuka (Sanno Hotel Tokyo)	Navy Active	Tokyo		96343	2	783			2		48.6				
COMFLEACT Yokosuka (Tsurumi Pol Dep)	Navy Active	Yokohama		96343	36	15,512			46		154.8				
COMFLEACT Yokosuka (Yokohama No Dock)	Navy Active	Yokohama		96343	2	1,302			18		77.3				
NAF Atsugi	Navy Active	Atsugi		96306	316	742,843	1	6,572	1,237		1,535.8	1,215	183	903	2,301
NAF Atsugi (Iwo Jima)	Navy Active	Iwo Jima Okinawa							243		302.1				
NAF Atsugi (Kami Seya)	Navy Active	Kami Seya			102	325,751			587		177.3				
NAF Atsugi (Kisarazu-JGSDF)	Navy Active	Kisarazu			12	23,095			515		252.0				
NAF Atsugi (Totsuka-NCTS)	Navy Active	Totsuka			25	19,074			191		63.6				
NAF Misawa	Navy Active	Misawa AFB		96319			77	886,565	27		308.3	683	10	94	787
NAF Misawa (Hachinohe Pol Dep)	Navy Active	Hachinohe			9	5,587			44		55.1				
OTHER SITE(S)¹ : 6							6	29,073	9		18.9	37	40	14	91
Japan Total:					1,250	2,504,909	167	1,620,755	17,081	0	16,229.2	16,757	1,040	7,582	25,379
Kenya															
NAVSUPPACT Bahrain (Kenya)	Navy Active	Mombasa			5	7,520					21.2				
Kenya Total:					5	7,520	0	0	0	0	21.2	0	0	0	0
Kuwait															
OTHER SITE(S)¹ : 1											3.7	37	8	1	46
Kuwait Total:					0	0	0	0	0	0	3.7	37	8	1	46
Oman															
OTHER SITE(S)¹ : 1					8	32,927					7.3	8	0	0	8
Oman Total:					8	32,927	0	0	0	0	7.3	8	0	0	8

¹ US Locations that do not meet criteria of at least ten (10) Acres AND at least \$10M PRV. US Territories and Non-US Locations that do not meet criteria of at least ten (10) Acres OR at least \$10M PRV.

DEPARTMENT OF DEFENSE - Navy
Base Structure Report - As Of 30 Sept 04

SITE	COMPONENT	NAME NEAREST CITY	PHONE	ZIP CODE	BLDGS OWNED	BLDGS OWNED SQFT	BLDGS LEASED	BLDGS LEASED SQFT	TOTAL ACRES	ACRES OWNED	PRV (\$M)	MIL	CIV	OTHER	TOTAL
Peru															
NAVMEDRCHINSTDET Lima	Navy Active	Lima		34031			2	32,889			11.4	26	0	37	63
Peru Total:					0	0	2	32,889	0	0	11.4	26	0	37	63
Portugal															
OTHER SITE(S)¹: 1															
							3	20,100	0		2.1	50	3	0	53
Portugal Total:					0	0	3	20,100	0	0	2.1	50	3	0	53
Singapore															
NAVREGCONTRCTR Singapore	Navy Active	Singapore					5	8,085			115.9	110	25	38	173
Singapore Total:					0	0	5	8,085	0	0	115.9	110	25	38	173
South Korea															
Fleet Activities Chinhae	Navy Active	Chinhae			111	301,875			91		91.9	454	12	0	466
Fleet Activities Chinhae (Pohang)	Navy Active	Pohang			10	41,804			3		41.6	4	0	0	4
Fleet Activities Chinhae (Yechon)	Navy Active	Yechon									32.9				
Fleet Activities Chinhae (Yongsan Garrison)	Navy Active	Yongsan					20	70,994			13.8	1	0	0	1
OTHER SITE(S)¹: 3					1	130	2	5,230	3		1.8	6	0	1	7
South Korea Total:					122	343,809	22	76,224	97	0	182.0	465	12	1	478
Spain															
NS Rota	Navy Active	Rota		09645	1,005	3,922,029			5,962		1,528.6	1,973	188	788	2,949
OTHER SITE(S)¹: 1											0.3				
Spain Total:					1,005	3,922,029	0	0	5,962	0	1,528.8	1,973	188	788	2,949
Trucial Oman Coast															
NAVSUPPACT Bahrain (Fujairah Aviation Unit)	Navy Active	Al Fujayrah					5	39,957			13.2	16	0	0	16
Trucial Oman Coast Total:					0	0	5	39,957	0	0	13.2	16	0	0	16
United Kingdom															
JMF St Mawgan	Navy Active	St Mawgan		09409	25	294,603					101.0	297	33	19	349
NAVACT London	Navy Active	London		09499	20	105,001	5	196,644	104	0	234.9	852	212	181	1,245
OTHER SITE(S)¹: 1					3	10,395					2.1	28	0	0	28
United Kingdom Total:					48	409,999	5	196,644	104	0	338.0	1,177	245	200	1,622
OVERSEAS:					5,744	26,504,390	784	8,826,278	80,929	0	28,758.6	32,189	2,589	11,254	46,032

¹ US Locations that do not meet criteria of at least ten (10) Acres AND at least \$10M PRV. US Territories and Non-US Locations that do not meet criteria of at least ten (10) Acres OR at least \$10M PRV.

DEPARTMENT OF DEFENSE - Navy
Base Structure Report - As Of 30 Sept 04

SITE	COMPONENT	NAME NEAREST CITY	PHONE	ZIP CODE	BLDGS OWNED	BLDGS OWNED SQFT	BLDGS LEASED	BLDGS LEASED SQFT	TOTAL ACRES	ACRES OWNED	PRV (\$M)	MIL	CIV	OTHER	TOTAL
Worldwide Totals:					63,269	490,813,155	1,755	16,097,177	2,156,864	1,980,277	169,449.4	392,383	158,576	11,284	562,243

¹ US Locations that do not meet criteria of at least ten (10) Acres AND at least \$10M PRV. US Territories and Non-US Locations that do not meet criteria of at least ten (10) Acres OR at least \$10M PRV.

DEPARTMENT OF DEFENSE - Air Force
Base Structure Report - As Of 30 Sept 04

SITE	COMPONENT	NAME NEAREST CITY	PHONE	ZIP CODE	BLDGS OWNED	BLDGS OWNED SQFT	BLDGS LEASED	BLDGS LEASED SQFT	TOTAL ACRES	ACRES OWNED	PRV (\$M)	MIL	CIV	OTHER	TOTAL
Alabama															
Abston ANG	Air Natl Guard	Montgomery	334-394-7200	36108	8	81,723			27		13.3	40	1	0	41
Birmingham IAP	Air Natl Guard	Birmingham	205-714-2000	35217	38	339,651			145		80.5	1,055	0	0	1,055
Dannelly Field ANG	Air Natl Guard	Montgomery	334-394-7200	36108	42	327,083			149		73.7	1,055	0	0	1,055
Martin ANG	Air Natl Guard	Gadsden	256-442-9700	35904	14	71,253			29		12.6	140	0	0	140
Maxwell AFB	AF Active	Montgomery	334-953-1110	36112	595	5,336,639			3,615	2,490	1,052.5	3,068	1,163	0	4,231
Maxwell AFB Gunter Annex	AF Active	Montgomery	334-953-1110	36114	228	2,176,522	2	31,567	376	356	358.2	1,092	663	39	1,794
Maxwell Family Hsg Annex	AF Active	Montgomery	334-953-5718	36112	124	211,398			28	28	17.2				
Montgomery ANG	Air Natl Guard	Montgomery	334-394-7100	36108			6	65,123	12	12	10.4	153	0	0	153
OTHER SITE(S) ¹: 3					12	43,895			217	2	8.5	164	0	0	164
Alabama Total:					1,061	8,588,164	8	96,690	4,598	2,888	1,627.0	6,767	1,827	39	8,633
Alaska															
Anchorage IAP (ANGB)	Air Natl Guard	Anchorage	907-249-1176	99502	32	416,643			129		195.9	1,513	0	0	1,513
Barter Island Dew Station Bar	AF Active	Fairbanks		99759	18	114,764			641	641	124.5				
Big Mountain Radio Relay Site	AF Active	Iliamna		99606	8	25,747			402	402	28.5				
Birch Lake Recreation Annex	AF Active	Fairbanks		99701	31	16,862			51	51	11.9				
Blair Lake AF Range	AF Active	Fairbanks			8	9,042			33,962	33,962	19.0				
Cape Lisburne Long Range Radar Site	AF Active	Point Hope		99766	8	57,358			1,125	1,125	56.9				
Cape Newenham Long Range Radar Site	AF Active	Platinum		99651	9	54,220			2,359	2,359	57.5				
Cape Romanzof Long Range Radar Site	AF Active	Hooper Bay		99604	9	38,913			4,900	4,900	35.9				
Chena River Research Site	AF Active	Fairbanks		99759	2	420			3,791	3,791	57.5				
Clear AFS	AF Active	Anderson	907-585-6884	99704	57	868,191			11,438	11,438	531.8	154	59	0	213
Cold Bay Long Range Radar Site	AF Active	Cold Bay		99571	6	13,669			208	194	17.6				
Eareckson Air Station	AF Active	Atka		96512	103	1,383,516			3,520	3,520	1,747.3				
Eielson AFB	AF Active	North Pole	907-377-1110	99702	451	5,679,814	222	1,598,875	19,790	19,790	3,578.3	3,858	355	0	4,213
Elmendorf AFB	AF Active	Anchorage	907-552-1110	99506	729	9,583,264	1	19,112	13,451	13,426	4,269.6	7,140	1,133	0	8,273
Flaxman Island Range Radar Site	AF Active	Fairbanks		99759	12	25,438			605	605	34.2				
Fort Yukon Long Range Radar Site	AF Active	Fort Yukon		98740	6	47,303			205	204	29.1				
Galena Airport	AF Active	Galena	907-656-1236	99741	47	418,959			163	6	333.5				
Haarp Research Station	AF Active	Gulkana		99586	15	33,774			5,408	5,408	56.6				
Indian Mountain Long Range Radar Site	AF Active	Hughes		99745	8	33,230			4,226	4,226	57.2				
King Salmon Airport	AF Active	Naknek	907-246-3325	99633			56	378,388	927	868	340.4				
Lonely Short Range Radar Site	AF Active	Fairbanks					13	27,465	1,082		57.1				
Oliktok Long Range Radar Site	AF Active	Fairbanks		99759	6	36,640			672	672	41.5				
Point Barrow Long Range Radar Site	AF Active	Fairbanks					6	52,965	266		42.0				
Point Lay Long Range Radar Site	AF Active	Fairbanks		99759			6	36,640	1,442	1,442	40.1				

¹ US Locations that do not meet criteria of at least ten (10) Acres AND at least \$10M PRV. US Territories and Non-US Locations that do not meet criteria of at least ten (10) Acres OR at least \$10M PRV.

DEPARTMENT OF DEFENSE - Air Force
Base Structure Report - As Of 30 Sept 04

SITE	COMPONENT	NAME NEAREST CITY	PHONE	ZIP CODE	BLDGS OWNED	BLDGS OWNED SQFT	BLDGS LEASED	BLDGS LEASED SQFT	TOTAL ACRES	ACRES OWNED	PRV (\$M)	MIL	CIV	OTHER	TOTAL
Sparrevohn Long Range Radar Site	AF Active	Iliamna		99606	8	41,055			1,179	1,179	48.0				
Tatalina Long Range Radar Site	AF Active	McGrath		99627	7	37,367			4,970	4,968	56.1				
Tin City Long Range Radar Site	AF Active	Wales		99783	6	83,453			723	708	52.0				
Wainwright Short Range Radar Site	AF Active	Fairbanks					8	22,622	1,519		37.2				
OTHER SITE(S) ¹: 41					46	103,391			15,776	15,639	50.1				
Alaska Total:					1,632	19,123,033	312	2,136,067	134,930	131,524	12,007.3	12,665	1,547	0	14,212
Arizona															
Air Force Plant No 44	AF Active	Tucson		85734	71	1,030,468			2,208	2,174	257.6				
Davis-Monthan AFB	AF Active	Tucson	520-228-3900	85707	1,401	6,044,705			10,953	6,373	1,619.0	6,541	1,050	0	7,591
Fort Huachuca Radar Site (TARS #2)	AF Active	Sierra Vista			4	10,047			28	28	12.8				
Gila Bend AF Auxiliary Field	AF Active	Gila Bend	928-683-6200	85337	41	143,397			1,886	1,885	92.2				
Luke AF Auxiliary Field No 1	AF Active	Wittman		85361	1	600			1,105	400	85.3				
Luke AFB	AF Active	Litchfield Park	602-856-7411	85309	745	4,619,627			4,359	2,629	1,252.0	6,104	930	0	7,034
Luke Waste Annex	AF Active	Litchfield Park		85309	11	23,906			46	41	15.0				
Sky Harbor IAP	Air Natl Guard	Phoenix	602-302-9000	85034	16	293,738			51		75.1	895	0	0	895
The Barry M Goldwater AF Range	AF Active	Gila Bend		85337	11	10,963			2,671,680	2,671,675	106.4				
Tucson IAP	Air Natl Guard	Tucson	602-295-6210	85706	36	567,991	1	1,440	94	92	146.5	1,856	4	0	1,860
Yuma Radar Site (TARS #1)	AF Active	Dome			5	8,795			62	62	13.3				
OTHER SITE(S) ¹: 7					50	185,527	2	12,136	634	542	45.6	1	4	0	5
Arizona Total:					2,392	12,939,764	3	13,576	2,693,106	2,685,901	3,720.7	15,397	1,988	0	17,385
Arkansas															
Fort Smith Municipal Airport ANG	Air Natl Guard	Fort Smith	501-648-5210	72903	46	342,861			141		83.4	1,047	0	0	1,047
Little Rock AFB	AF Active	Jacksonville	501-987-1110	72099	1,195	5,445,974			6,898	6,102	1,221.5	6,156	420	0	6,576
OTHER SITE(S) ¹: 5					10	59,375	1	100	840	488	9.5	125	0	0	125
Arkansas Total:					1,251	5,848,210	1	100	7,879	6,590	1,314.4	7,328	420	0	7,748
California															
Beale AFB	AF Active	Marysville	530-634-3000	95903	1,575	4,593,445			22,944	22,944	1,938.4	4,369	544	0	4,913
Channel Islands ANG	Air Natl Guard	Oxnard	805-986-8000	93041	20	339,323			206	206	127.6	1,303	0	0	1,303
Davis Communications Annex	AF Active	Davis		95616	4	29,524			316	316	21.9				
Edwards AFB	AF Active	Rosamond	661-277-1110	93524	2,470	9,730,080			300,723	300,723	4,503.0	2,959	2,941	0	5,900
Fort MacArthur Family Hsg Annex	AF Active	San Pedro		90731	417	1,454,857			156	155	202.1				
Fresno Yosemite Intl	Air Natl Guard	Fresno	559-454-5100	93727	46	372,600			126		137.0	1,001	0	0	1,001
Hayward Municipal Airport ANG	Air Natl Guard	Hayward	510-264-5600	94545	16	146,920			27		40.4	155	0	0	155
Lincoln Communications Annex	AF Active	Lincoln		95648	2	16,264			231	231	21.1				
Los Angeles AF Annex No 3	AF Active	Manhattan Beach		90266	1	30,000			13	13	16.2				
Los Angeles AFB	AF Active	El Segundo	310-363-1110	90245	27	1,767,768			102	99	638.1	1,552	1,116	0	2,668

¹ US Locations that do not meet criteria of at least ten (10) Acres AND at least \$10M PRV. US Territories and Non-US Locations that do not meet criteria of at least ten (10) Acres OR at least \$10M PRV.

DEPARTMENT OF DEFENSE - Air Force
Base Structure Report - As Of 30 Sept 04

SITE	COMPONENT	NAME NEAREST CITY	PHONE	ZIP CODE	BLDGS OWNED	BLDGS OWNED SQFT	BLDGS LEASED	BLDGS LEASED SQFT	TOTAL ACRES	ACRES OWNED	PRV (\$M)	MIL	CIV	OTHER	TOTAL
March ARB	AF Reserve	Sunnymeade	909-655-1110	92518	193	2,511,422			2,539	2,275	1,012.4	4,290	296	0	4,586
Moffett Fld ANG	Air Natl Guard	Sunnyvale	650-603-9129	94035	14	158,709	29	167,328	142	142	108.5	972	13	0	985
Norwalk Defense Fuel Support Point	AF Reserve	Norwalk		90650	9	7,767			55	48	89.5				
Onizuka AFS	AF Active	Sunnyvale	408-752-4026	94088	21	782,738			23	20	234.7	111	173	0	284
Ozol Defense Fuel Support Point	AF Active	Martinez		94553	4	4,494			76	66	86.5				
Pillar Point AFS	AF Active	Half Moon Bay		94019	13	25,769			55	55	14.4				
Production Flight Test Instl AF Plant 42	AF Active	Palmdale	661-272-4240	93550	102	3,230,669			6,131	5,843	1,274.9	62	18	0	80
Sepulveda National Guard Station	Air Natl Guard	Van Nuys	818-909-2300	91406			16	73,229	26	26	16.5	138	0	0	138
Travis AFB	AF Active	Fairfield	707-424-1110	94535	1,613	9,809,113	148	441,593	6,383	5,130	3,248.3	9,973	1,185	5	11,163
Travis Water System Annex No 2	AF Active	Elmira		95625	14	20,110			206	206	20.9				
Tulelake Radar Site	AF Active	Newell			4	17,140			928	928	56.1				
Vandenberg AFB	AF Active	Lompoc	805-606-1110	93437	2,650	9,262,659	9	32,907	132,184	98,171	3,579.2	2,829	1,078	0	3,907
OTHER SITE(S) ¹ : 57					3,539	26,459,246	10	9,397	28,637	26,883	120.2	541	118	2	661
California Total:					12,754	70,770,617	212	724,454	502,229	464,480	17,508.0	30,255	7,482	7	37,744
Colorado															
Buckley AFB	AF Active	Aurora	303-677-9011	80011	163	2,234,104			3,872	3,283	769.6	2,236	463	0	2,699
Buckley Annex	AF Active	Denver	303-676-8103	80279	3	634,231	1	84,860	72	72	149.5				
Cheyenne Mountain AFS	AF Active	Colorado Springs	719-474-1110	80914	46	337,984			567	499	177.6	682	87	0	769
Fort Carson Weapons Range	Air Natl Guard	Pueblo		80913	5	12,224			3,110	3,110	10.5				
Greely ANG	Air Natl Guard	Greely	970-378-5000	80631	6	60,807			17		17.0				
Peterson AFB	AF Active	Colorado Springs	719-556-7321	80914	396	3,613,670	36	338,516	1,295	201	1,164.0	5,319	1,980	42	7,341
Schriever AFB	AF Active	Ellicott	719-567-1110	80912	53	1,427,414			4,172	3,198	531.9	2,160	513	0	2,673
USAF Academy	AF Active	Colorado Springs	719-333-1818	80840	1,095	8,691,738			53,276	53,127	2,144.1	1,999	1,393	0	3,392
OTHER SITE(S) ¹ : 9					92	1,489,919	4	25,111	1,929	763	32.2	1	3	0	4
Colorado Total:					1,859	18,502,091	41	448,487	68,310	64,253	4,996.4	12,397	4,439	42	16,878
Connecticut															
Bradley IAP (ANG)	Air Natl Guard	Windsor Locks	860-292-2526	06026	32	315,956			148	4	93.0	1,002	0	0	1,002
OTHER SITE(S) ¹ : 1					9	30,872			29	21	7.0	264	0	0	264
Connecticut Total:					41	346,828	0	0	177	25	100.0	1,266	0	0	1,266
Delaware															
Dover AFB	AF Active	Dover	302-677-3000	19902	559	4,747,909			3,824	3,218	1,344.6	5,016	694	0	5,710
Dover Family Hsg Annex	AF Active	Lebanon			150	364,932			77	76	44.9				
New Castle County Airport	Air Natl Guard	Newport	302-323-3500	19720	36	280,810			79		77.0	1,150	0	0	1,150
OTHER SITE(S) ¹ : 2									3	2	0.0				

¹ US Locations that do not meet criteria of at least ten (10) Acres AND at least \$10M PRV. US Territories and Non-US Locations that do not meet criteria of at least ten (10) Acres OR at least \$10M PRV.

DEPARTMENT OF DEFENSE - Air Force
Base Structure Report - As Of 30 Sept 04

SITE	COMPONENT	NAME NEAREST CITY	PHONE	ZIP CODE	BLDGS OWNED	BLDGS OWNED SQFT	BLDGS LEASED	BLDGS LEASED SQFT	TOTAL ACRES	ACRES OWNED	PRV (\$M)	MIL	CIV	OTHER	TOTAL
Delaware Total:					745	5,393,651	0	0	3,983	3,296	1,466.5	6,166	694	0	6,860
<u>District of Columbia</u>															
Bolling AFB	AF Active	Washington	202-767-4781	20332	458	5,099,054			607	607	824.4	1,872	748	0	2,620
District of Columbia Total:					458	5,099,054	0	0	607	607	824.4	1,872	748	0	2,620
<u>Florida</u>															
Arbuckle Airfield	AF Active	Avon Park		33825	40	185,916			5,147	5,145	85.0				
Avon Park AF Range	AF Active	Avon Park	DSN 968-1110	33825	5	2,915			100,929	100,929	28.5	0	31	0	31
Camp Blanding Military Reservation (ANG)	Air Natl Guard	Starke	904-533-3100	32091	19	112,085			218		15.9	236	0	0	236
Cape Canaveral AFS	AF Active	Port Canaveral	DSN 467-1110	32950	609	3,834,422			17,092	17,087	1,631.8	273	229	0	502
Cape San Blas Missile Tracking Annex D-3	AF Active	Port St Joe		32456	18	38,641			679	679	14.6				
Cudjoe Key AFS	AF Active	Perky		33042	13	23,399			70	67	16.5				
Eglin AF Auxiliary Field #3	AF Active	Crestview		32536	293	1,266,304			1,348	1,348	419.8	1,516	34	0	1,550
Eglin AF Auxiliary Field #6	AF Active	Milton		32570	57	186,787			629	629	77.9	24	92	0	116
Eglin AF Auxiliary Field #9	AF Active	Mary Esther	850-884-1110	32544	523	4,295,066	76	450,404	6,634	6,634	949.4	7,156	705	0	7,861
Eglin AFB	AF Active	Valpariso	850-882-1110	32542	1,977	10,762,106			453,594	453,460	2,387.9	7,283	3,200	1	10,484
Homestead AFB	AF Active	Homestead	305-224-7023	33040	60	930,207			655	594	315.7	20	0	0	20
Homestead ARS	AF Reserve	Homestead	305-224-7000	33039	123	980,596			2,311	1,943	453.6	1,295	236	0	1,531
Jacksonville IAP ANG	Air Natl Guard	Callahan	904-741-7100	32218	35	321,937			332		84.8	1,116	0	0	1,116
Jonathan Dickinson Missile Tracking Anx	AF Active	Hobe Sound			9	26,355			12		26.4				
Lynn Haven Defense Fuel Support Point	AF Active	Lynn Haven		32444	9	12,679			203	203	22.8				
MacDill AFB	AF Active	Tampa	813-828-1110	33621	539	4,815,468			5,767	5,630	1,224.6	5,516	1,163	51	6,730
Malabar Transmitter Annex	AF Active	Malabar		32950	9	33,643			640	640	17.9				
Patrick AFB	AF Active	Cocoa Beach	407-494-1110	32925	536	4,069,637			2,341	2,108	1,044.8	2,656	1,158	10	3,824
Tyndall AFB	AF Active	Springfield	850-283-1113	32403	1,007	5,097,645			28,824	28,767	1,204.6	4,228	641	0	4,869
OTHER SITE(S) ¹ : 38					17	9,047			261	244	6.4				
Florida Total:					5,898	37,004,855	76	450,404	627,686	626,107	10,029.3	31,319	7,489	62	38,870
<u>Georgia</u>															
Air Force Plant No 6	AF Active	Marietta	770-494-3922	30060	94	6,464,943			755	755	1,246.9				
Dobbins ARB	AF Reserve	Marietta	770-919-5000	30069	88	990,634			1,913	1,666	356.9	2,660	309	0	2,969
Glynco ANG	Air Natl Guard	Brunswick	912-265-2070	31525	5	68,540			14		11.5				
Hunter ANG No 2	Air Natl Guard	Savannah		31409	12	50,661	2	13,406	18		10.2	255	2	0	257
Moody AFB	AF Active	Valdosta	229-257-3395	31699	330	2,474,230			5,497	5,095	707.7	3,694	367	0	4,061
Robins AFB	AF Active	Warner Robins	478-926-1110	31098	1,033	16,322,830			8,435	8,282	3,312.8	7,776	11,130	0	18,906

¹ US Locations that do not meet criteria of at least ten (10) Acres AND at least \$10M PRV. US Territories and Non-US Locations that do not meet criteria of at least ten (10) Acres OR at least \$10M PRV.

DEPARTMENT OF DEFENSE - Air Force
Base Structure Report - As Of 30 Sept 04

SITE	COMPONENT	NAME NEAREST CITY	PHONE	ZIP CODE	BLDGS OWNED	BLDGS OWNED SQFT	BLDGS LEASED	BLDGS LEASED SQFT	TOTAL ACRES	ACRES OWNED	PRV (\$M)	MIL	CIV	OTHER	TOTAL
Savannah/Hilton Head IAP	Air Natl Guard	Savannah	912-966-8210	31408	101	659,261			239		159.4	1,017	0	0	1,017
OTHER SITE(S) ¹: 8					43	62,945			6,412	6,365	19.6	282	0	0	282
Georgia Total:					1,706	27,094,044	2	13,406	23,283	22,163	5,825.0	15,684	11,808	0	27,492
Guam															
Andersen Administration Annex	AF Active	Agana			131	800,199			2,024	1,969	225.0				
Andersen AFB	AF Active	Agana	671-366-1110	96543	1,267	4,799,103	6	279,039	11,096	11,093	3,354.0	2,301	432	0	2,733
Andersen AFS	AF Active	Agana		96543	6	16,773			32	24	15.8				
Andersen Communications Annex No 2	AF Active	Agana							432	432	7.9				
Andersen Family Hsg Annex No 4	AF Active	Agana			12	19,703			408	408	16.7				
Andersen Water Supply Annex	AF Active	Agana			2	384			55	8	11.5				
Northwest Guam AFB	AF Active	Agana			10	58,899			4,378	4,378	509.8				
Guam Total:					1,428	5,695,061	6	279,039	18,425	18,312	4,140.7	2,301	432	0	2,733
Hawaii															
Barking Sands Communication Station	Air Natl Guard	Kekaha		96752			4	31,016	14	14	14.1	132	1	0	133
Bellows AFS	AF Active	Waimanalo	808-259-4220	96795	97	139,885			487	410	112.5	26	4	0	30
Hickam AFB	AF Active	Honolulu	808-449-7110	96853	1,579	8,752,274			2,523	2,515	3,008.5	5,911	1,308	17	7,236
Hickam Petroleum Products Storage Annex	AF Active	Wahiawa		96786	18	10,468			151	98	122.3				
Kaena Point Sattelite Tracking Station	AF Active	Waialua			25	69,531			153	2	70.8	2	18	0	20
Kokee AFS	AF Active	Kekaha		96796	12	23,239			11		11.7	47	1	0	48
OTHER SITE(S) ¹: 15					37	213,212	20	98,095	633	34	148.6	683	19	0	702
Hawaii Total:					1,768	9,208,609	24	129,111	3,972	3,073	3,488.5	6,801	1,351	17	8,169
Idaho															
Boise Air Terminal (ANG)	Air Natl Guard	Boise	208-422-5322	83705	182	1,579,603			576		328.1	1,410	0	0	1,410
Mountain Home AFB	AF Active	Mountain Home	208-828-2111	83648	1,338	5,318,464			6,844	6,442	2,339.9	4,516	423	0	4,939
Saylor Creek AF Range	AF Active	Bruneau		83604	3	4,508			109,466	103,386	12.0				
OTHER SITE(S) ¹: 40					27	26,258			18,564	14,599	28.8				
Idaho Total:					1,550	6,928,833	0	0	135,450	124,427	2,708.7	5,926	423	0	6,349
Illinois															
Capital Municipal Airport ANG	Air Natl Guard	Springfield	217-757-1219	63707	30	297,524			91		92.2	1,216	0	0	1,216
Greater Peoria Regional Airport ANG	Air Natl Guard	Bartonville	309-633-5210	61607	32	412,245			719		143.4	1,337	0	0	1,337
Scott AFB	AF Active	Shiloh	618-256-1110	62225	603	6,091,538	327	1,208,691	3,545	2,522	2,014.6	7,678	2,588	16	10,282
Scott Radio Relay Annex	AF Active	Rentchler		62221	2	3,405			29	29	10.1				

¹ US Locations that do not meet criteria of at least ten (10) Acres AND at least \$10M PRV. US Territories and Non-US Locations that do not meet criteria of at least ten (10) Acres OR at least \$10M PRV.

DEPARTMENT OF DEFENSE - Air Force
Base Structure Report - As Of 30 Sept 04

SITE	COMPONENT	NAME NEAREST CITY	PHONE	ZIP CODE	BLDGS OWNED	BLDGS OWNED SQFT	BLDGS LEASED	BLDGS LEASED SQFT	TOTAL ACRES	ACRES OWNED	PRV (\$M)	MIL	CIV	OTHER	TOTAL
OTHER SITE(S) ¹ : 4					231	3,883,516	1	1,083	1,356	1,350	3.4	0	6	0	6
Illinois Total:					898	10,688,228	328	1,209,774	5,740	3,901	2,263.7	10,231	2,594	16	12,841
Indiana															
Fort Wayne IAP	Air Natl Guard	Fort Wayne	219-478-3210	46809	30	344,842			166		112.1	1,033	0	0	1,033
Grissom AFB	AF Active	Bunker Hill	765-688-5211	46971	41	610,433			2,880	2,423	197.5	1	6	0	7
Hulman Regional Airport	Air Natl Guard	Terre Haute	812-877-5210	47803	47	341,862			279	37	101.9	1,058	0	0	1,058
Jefferson Proving Ground	Air Natl Guard	Madison		47250			5	15,470	1,033	1,033	11.3				
OTHER SITE(S) ¹ : 2					88	1,040,056	2	8,000	661	661	584.5	1,440	239	0	1,679
Indiana Total:					206	2,337,193	7	23,470	5,019	4,154	1,007.3	3,532	245	0	3,777
Iowa															
Des Moines IAP ANG	Air Natl Guard	Des Moines	515-256-8210	50321	32	215,307	4	168,183	172		101.2	1,029	0	0	1,029
Sioux Gateway Airport/Col Bud Day Field (ANG)	Air Natl Guard	Sergeant Bluff	712-233-02/0	51111	45	434,242			305	16	124.9	919	0	0	919
OTHER SITE(S) ¹ : 1					14	44,134			10		8.9	145	2	0	147
Iowa Total:					91	693,683	4	168,183	487	16	235.1	2,093	2	0	2,095
Johnston Atoll															
Johnston Atoll Airfield	AF Active	Honolulu			72	288,299			684	684	390.1				
Johnston Atoll Total:					72	288,299	0	0	684	684	390.1	0	0	0	0
Kansas															
Forbes Field ANG	Air Natl Guard	Pauline	785-861-4210	66619	27	533,578			217	193	165.3	959	28	0	987
McConnell AFB	AF Active	Wichita	316-759-6100	67221	892	5,015,043			3,545	2,692	1,353.9	4,261	326	0	4,587
Smoky Hill ANG Range	Air Natl Guard	Brookville		67425	32	44,682			33,873	33,873	47.5	46	0	0	46
Kansas Total:					951	5,593,303	0	0	37,635	36,758	1,566.6	5,266	354	0	5,620
Kentucky															
Standiford Field ANG	Air Natl Guard	Louisville	502-364-9400	40213	13	354,687			81		82.7	1,279	0	0	1,279
Kentucky Total:					13	354,687	0	0	81	0	82.7	1,279	0	0	1,279
Louisiana															
Barksdale AFB	AF Active	Bossier City	318-456-1110	71110	968	5,977,169			22,361	21,802	1,596.9	7,441	506	0	7,947
New Orleans NAS ANG	Air Natl Guard	Belle Chase	504-391-7046	70143	33	277,969	3	39,597	67		76.9	1,078	10	0	1,088
OTHER SITE(S) ¹ : 9					457	2,337,321	30	317,241	9,007	8,937	104.1	1,262	112	0	1,374
Louisiana Total:					1,458	8,592,459	33	356,838	31,435	30,739	1,777.9	9,781	628	0	10,409
Maine															
Bangor IAP (ANG)	Air Natl Guard	Bangor	207-990-7700	04401	53	697,997			498	304	225.4	1,019	0	0	1,019

¹ US Locations that do not meet criteria of at least ten (10) Acres AND at least \$10M PRV. US Territories and Non-US Locations that do not meet criteria of at least ten (10) Acres OR at least \$10M PRV.

DEPARTMENT OF DEFENSE - Air Force
Base Structure Report - As Of 30 Sept 04

SITE	COMPONENT	NAME NEAREST CITY	PHONE	ZIP CODE	BLDGS OWNED	BLDGS OWNED SQFT	BLDGS LEASED	BLDGS LEASED SQFT	TOTAL ACRES	ACRES OWNED	PRV (\$M)	MIL	CIV	OTHER	TOTAL
Columbia Falls Radar Site	AF Active	Columbia Falls		04623	4	20,375			1,060	1,060	35.1				
Searsport Defense Fuel Support Point	AF Active	Searsport		04974	22	15,153			1,266	20	320.2	0	4	0	4
South Portland ANGS	Air Natl Guard	South Portland		04106	9	56,313			12		11.2	277	0	0	277
OTHER SITE(S) ¹: 4					98	1,869,648			2,500	2,477	0.0	0	7	0	7
Maine Total:					186	2,659,486	0	0	5,336	3,861	591.9	1,296	11	0	1,307
<u>Maryland</u>															
Andrews AFB	AF Active	Camp Springs	301-981-1110	20762	1,082	8,246,922			4,996	4,346	2,144.0	7,503	1,218	0	8,721
Brandywine Globecom Annex	AF Active	Brandywine		20613	9	24,036			1,640	1,635	19.3				
Governors Bridge Globecom Annex	AF Active	Davidsonville		21035	2	26,540			864	852	21.6				
Martin State Airport ANG	Air Natl Guard	Baltimore	410-918-6210	21220	49	388,109			175		101.5	1,743	0	0	1,743
Summerfield Family Hsg	AF Active	Seat Pleasant					194	1,942,174	234		180.2				
OTHER SITE(S) ¹: 4					18	17,433	3	105,164	20	20	114.8	0	11	0	11
Maryland Total:					1,160	8,703,040	197	2,047,338	7,929	6,853	2,581.5	9,246	1,229	0	10,475
<u>Massachusetts</u>															
Barnes Municipal Airport ANG	Air Natl Guard	Westfield	413-568-9151	01085	40	308,889			186		101.0	1,019	0	0	1,019
Cape Cod AFS	AF Active	Bourne	DSN 557-2277	02561	13	113,542			101	101	77.6	62	5	0	67
Hanscom AFB	AF Active	Bedford	781-377-4441	01731	426	4,654,725	47	250,962	846	780	1,183.4	1,668	1,404	0	3,072
Otis ANGB	Air Natl Guard	Falmouth	508-968-4667	02542	92	1,158,609	5	37,844	4,069	1,313	638.7	1,246	257	0	1,503
Westover ARB	AF Reserve	Chicopee	413-557-1110	01022	111	1,465,023			2,585	2,515	691.5	2,379	291	0	2,670
OTHER SITE(S) ¹: 9					35	52,650	1	27,145	274	189	25.3	188	0	0	188
Massachusetts Total:					717	7,753,438	53	315,951	8,061	4,898	2,717.6	6,562	1,957	0	8,519
<u>Michigan</u>															
Alpena County Regional Airport	Air Natl Guard	Alpena	989-354-6210	49707	108	453,165			674		125.4	207	0	0	207
Selfridge ANG Base	Air Natl Guard	Mount Clemens	810-307-5110	48045	156	1,817,794	1	16,502	3,076	2,562	844.3	3,755	375	0	4,130
W K Kellogg Airport	Air Natl Guard	Battle Creek	616-963-1596	49015	37	358,273			320		117.9	986	0	0	986
OTHER SITE(S) ¹: 5					1,128	4,268,083			4,636	3,595	9.6	0	2	0	2
Michigan Total:					1,429	6,897,315	1	16,502	8,706	6,157	1,097.2	4,948	377	0	5,325
<u>Minnesota</u>															
Duluth IAP (ANG)	Air Natl Guard	Duluth	218-727-6886	55811	51	440,033			574	314	127.1	1,084	28	0	1,112
Minneapolis-St Paul IAP-ARS	AF Reserve	Minneapolis	612-713-1110	55420	86	1,066,092			246	215	304.9	2,535	156	0	2,691
OTHER SITE(S) ¹: 3					5	22,269			34	34	7.6				
Minnesota Total:					142	1,528,394	0	0	854	563	439.6	3,619	184	0	3,803

¹ US Locations that do not meet criteria of at least ten (10) Acres AND at least \$10M PRV. US Territories and Non-US Locations that do not meet criteria of at least ten (10) Acres OR at least \$10M PRV.

DEPARTMENT OF DEFENSE - Air Force
Base Structure Report - As Of 30 Sept 04

SITE	COMPONENT	NAME NEAREST CITY	PHONE	ZIP CODE	BLDGS OWNED	BLDGS OWNED SQFT	BLDGS LEASED	BLDGS LEASED SQFT	TOTAL ACRES	ACRES OWNED	PRV (\$M)	MIL	CIV	OTHER	TOTAL
Mississippi															
Columbus AFB	AF Active	Columbus	662-434-7322	39710	555	2,618,676			4,931	4,408	664.8	979	438	0	1,417
Columbus Auxiliary Airfield	AF Active	Shuqualak		39961	3	10,446			1,080	914	24.3				
Gulfport-Biloxi Regional Airport (ANG)	Air Natl Guard	Gulfport	228-214-6002	39507	79	548,699			270	1	103.1	538	2	0	540
Jackson IAP	Air Natl Guard	Flowood	601-936-8730	39208	27	381,723			139		88.2	1,238	1	0	1,239
Keesler AFB	AF Active	Biloxi	228-377-1110	39534	1,166	10,227,808			1,611	1,496	1,979.9	5,181	1,550	0	6,731
Keesler Training Annex No 1	AF Active	Biloxi		39531	63	303,430			57	57	30.9				
Key Field ANG	Air Natl Guard	Meridian	601-484-9000	39307	34	391,697			117		101.6	1,140	0	0	1,140
OTHER SITE(S) ¹ : 5					10	16,183			2,051	2,050	8.2				
Mississippi Total:					1,937	14,498,662	0	0	10,256	8,926	3,001.0	9,076	1,991	0	11,067
Missouri															
Fort Leonard Wood Range	Air Natl Guard	Palace		65473			3	6,787	305	305	10.9	25	0	0	25
Jefferson Barracks ANG	Air Natl Guard	St Louis	314-260-8611	63125	1	323	31	385,225	135		83.7	353	0	0	353
Lambert St Louis IAP ANG	Air Natl Guard	St Ann	314-263-6200	63044	39	377,981			49	25	98.6	1,311	1	0	1,312
Rosecrans Memorial Airport	Air Natl Guard	Elwood	816-236-3300	64503	44	340,881			426	54	95.9	1,123	8	0	1,131
St Louis AFS	AF Active	St Louis		63118	13	736,550			25	25	184.2	11	0	0	11
St Louis AFS Storage Annex	AF Active	St Louis		63101	7	569,068			40	39	102.2				
Whiteman AFB	AF Active	Knob Noster	660-687-1110	65305	1,028	4,904,058			15,177	4,060	1,650.8	4,352	406	0	4,758
OTHER SITE(S) ¹ : 7					60	513,311			394	245	2.4				
Missouri Total:					1,192	7,442,172	34	392,012	16,551	4,753	2,228.6	7,175	415	0	7,590
Montana															
Great Falls IAP ANG	Air Natl Guard	Great Falls	409-791-6285	59404	42	362,353	1	18,600	141		123.3	1,024	0	0	1,024
Malmstrom AFB	AF Active	Great Falls	406-731-1110	59402	1,050	5,020,400			29,130	4,771	2,916.6	3,603	430	0	4,033
OTHER SITE(S) ¹ : 14					5	480	3	52	1,581	1,501	1.8				
Montana Total:					1,097	5,383,233	4	18,652	30,852	6,272	3,041.7	4,627	430	0	5,057
Nebraska															
Lincoln Municipal Airport (ANG)	Air Natl Guard	Lincoln	402-458-1234	68524	36	555,586			218	202	130.9	954	0	0	954
Offutt AFB	AF Active	Bellevue	402-294-1110	68113	371	6,305,026			1,923	1,908	1,472.2	7,213	1,873	0	9,086
Offutt Communications Anx No 2 Globecom	AF Active	Elkhorn			7	28,835			372	372	14.4				
Offutt Family Hsg Annex	AF Active	Bellevue		68113	1,084	3,901,442			786	783	491.0				
OTHER SITE(S) ¹ : 7					4	14,871			946	581	12.4				
Nebraska Total:					1,502	10,805,760	0	0	4,245	3,846	2,120.8	8,167	1,873	0	10,040

¹ US Locations that do not meet criteria of at least ten (10) Acres AND at least \$10M PRV. US Territories and Non-US Locations that do not meet criteria of at least ten (10) Acres OR at least \$10M PRV.

DEPARTMENT OF DEFENSE - Air Force
Base Structure Report - As Of 30 Sept 04

SITE	COMPONENT	NAME NEAREST CITY	PHONE	ZIP CODE	BLDGS OWNED	BLDGS OWNED SQFT	BLDGS LEASED	BLDGS LEASED SQFT	TOTAL ACRES	ACRES OWNED	PRV (\$M)	MIL	CIV	OTHER	TOTAL
<u>Netherlands Antilles</u>															
Curaco Airfield	AF Active	Curaco			11	85,582					35.1	10	0	0	10
Netherlands Antilles Total:					11	85,582	0	0	0	0	35.1	10	0	0	10
<u>Nevada</u>															
Indian Springs AF Auxiliary Field	AF Active	Indian Springs		89191	80	338,930			2,300	2,300	243.3	784	52	0	836
Nellis AF Range	AF Active	Indian Springs		89191	90	132,463			3,092,316	3,092,208	229.1				
Nellis AFB	AF Active	Las Vegas	702-652-1110	89191	1,715	7,304,369	1	20	14,161	14,145	2,596.3	7,390	977	39	8,406
Nellis Water System Annex	AF Active	Las Vegas		89191	2	19,347			107	80	18.1				
Reno Tahoe IAP	Air Natl Guard	Reno	775-788-4500	89502	37	344,600	1	3,134	64		109.1	1,086	0	0	1,086
Tonopah Auxiliary Airfield Annex	AF Active	Tonopah		89049	143	1,648,903			2,157	2,157	869.7				
Tonopah Auxiliary Airfield Annex #2	AF Active	Tonopah	775-482-8191	89049	93	789,195			109	109	172.4				
OTHER SITE(S) ¹: 23					31	77,303	3	2,978	26,108	26,087	28.0				
Nevada Total:					2,191	10,655,110	5	6,132	3,137,322	3,137,086	4,265.9	9,260	1,029	39	10,328
<u>New Hampshire</u>															
New Boston AFS	AF Active	Mount Vernon	603-472-8563	03110	26	131,224			2,873	2,826	80.3	11	36	0	47
Pease AFB	AF Active	Portsmouth	603-436-0302	03803	16	368,344			276	276	89.4	1,078	10	0	1,088
Pease Intl Tradeport	Air Natl Guard	Portsmouth	603-430-2453	03803	55	478,028	1	450	219	219	168.9	1	1	0	2
OTHER SITE(S) ¹: 1					4	9,462			15	10	0.0				
New Hampshire Total:					101	987,058	1	450	3,383	3,331	338.6	1,090	47	0	1,137
<u>New Jersey</u>															
Air Mobility Warfare Center	AF Active	Wrightstown			7	240,381			31	31	48.1				
Atlantic City IAP	Air Natl Guard	Pleasantville	609-645-6000	08232	34	349,286			296	296	113.7	1,037	0	0	1,037
Fort Dix Family Hsg	AF Active	Trenton		08619	71	190,776			37	37	20.7				
McGuire AFB	AF Active	New Egypt		08641	18	130,263			219	219	568.7				
McGuire AFB	AF Active	Wrightstown	609-754-1100	08641	727	6,942,482			3,661	3,604	2,070.9	8,384	725	1	9,110
OTHER SITE(S) ¹: 5					9	11,768			9,676	9,420	7.6				
New Jersey Total:					866	7,864,956	0	0	13,920	13,607	2,829.7	9,421	725	1	10,147
<u>New Mexico</u>															
Boles Wells Water System Annex	AF Active	Alamogordo		88310					7,411	7,347	29.1				
Bonito Lake Water System Annex	AF Active	Carrizozo			5	1,529			155	78	18.5				
Cannon AFB	AF Active	Clovis	505-784-3311	88103	1,109	4,659,125			4,543	3,790	1,478.2	3,529	397	0	3,926
Cannon Meadows Hsg Area	AF Active	Portales					151	249,897	39		23.3				
Cannon Place Hsg Area	AF Active	Clovis		88101			202	336,765	40		31.5				
Holloman AFB	AF Active	Alamogordo	505-572-5406	88310	1,201	7,621,339			52,055	50,411	2,147.0	3,711	835	0	4,546
Kirtland AFB	AF Active	Albuquerque	505-846-0011	87117	2,142	9,537,113			44,072	43,990	2,750.0	5,272	1,915	1	7,188

¹ US Locations that do not meet criteria of at least ten (10) Acres AND at least \$10M PRV. US Territories and Non-US Locations that do not meet criteria of at least ten (10) Acres OR at least \$10M PRV.

DEPARTMENT OF DEFENSE - Air Force
Base Structure Report - As Of 30 Sept 04

SITE	COMPONENT	NAME NEAREST CITY	PHONE	ZIP CODE	BLDGS OWNED	BLDGS OWNED SQFT	BLDGS LEASED	BLDGS LEASED SQFT	TOTAL ACRES	ACRES OWNED	PRV (\$M)	MIL	CIV	OTHER	TOTAL
Melrose AF Range	AF Active	Melrose		88124	12	16,279			87,929	66,033	27.1				
OTHER SITE(S) ¹ : 13					19	190,014			100	58	67.1				
New Mexico Total:					4,488	22,025,399	353	586,662	196,344	171,707	6,571.7	12,512	3,147	1	15,660
<u>New York</u>															
Air Force Plant No 59	AF Active	Johnson City			4	637,238			32	29	133.3				
Francis S Gabreski Airport (ANG)	Air Natl Guard	Westhampton Beach	631-288-7400	11978	28	353,815			89		110.9	985	0	0	985
Griffiss Northeast Air Defense (NEAD) ANG	Air Natl Guard	Rome	315-942-2387	13441	4	57,228			36	36	23.9				
Hancock Field ANG	Air Natl Guard	North Syracuse	315-454-6100	13211	46	470,515			356	356	155.2	1,231	3	0	1,234
Newport Test Annex No 2 Transmitter	AF Active	Newport		13416	4	14,247			41	35	10.5				
Niagara Falls IAP-ARS	AF Reserve	Niagara Falls	716-236-2000	14304	83	853,682			985	548	306.8	2,109	178	0	2,287
Rome Laboratory	AF Active	Rome	315-330-7557	13441	14	1,409,280			108	108	298.0				
Schenectady Airport ANG	Air Natl Guard	Schenectady	518-344-2300	12302	36	408,321			122		110.5	1,620	0	0	1,620
Stewart IAP	Air Natl Guard	New Windsor	914-563-2001	12550	30	755,816	1	4,082	268		363.6	2,521	0	0	2,521
Verona Test Annex	AF Active	Verona		13478	28	105,866			513	512	51.2				
OTHER SITE(S) ¹ : 17					1,919	8,624,998			16,700	14,904	11.5	508	55	0	563
New York Total:					2,196	13,691,007	1	4,082	19,250	16,528	1,575.3	8,974	236	0	9,210
<u>North Carolina</u>															
Charlotte/Douglas IAP (ANG)	Air Natl Guard	Charlotte	704-391-4100	28208	28	341,801			99		80.9	1,311	0	0	1,311
Dare County Range	AF Active	Stumpy Point	252-473-2201	27978	12	32,886			46,604	46,595	28.4				
Fort Fisher Recreation Site	AF Active	Kure Beach	910-458-6549	28449	55	128,188			101	100	29.5				
Pope AFB	AF Active	Spring Lake	910-394-1110	28308	529	3,267,266			1,986	1,984	731.3	5,357	360	0	5,717
Seymour Johnson AFB	AF Active	Goldsboro	919-722-1110	27531	1,288	5,112,227			4,107	3,233	999.4	5,139	394	0	5,533
Stanly County Airport	Air Natl Guard	Abermale	704-982-9013	28127	30	80,785			111		17.2	152	8	0	160
OTHER SITE(S) ¹ : 9					23	97,549			230	202	16.7	212	0	0	212
North Carolina Total:					1,965	9,060,702	0	0	53,238	52,114	1,903.3	12,171	762	0	12,933
<u>North Dakota</u>															
Cavalier AFS	AF Active	Mountain	701-993-3297	58220	20	29,461	17	382,940	650	650	290.8	24	6	0	30
Grand Forks AFB	AF Active	Emerado	701-747-3000	58205	806	5,865,106			23,501	6,821	1,341.0	2,658	338	0	2,996
Grand Forks Defense Fuel Support Point	AF Active	Grand Forks			4	2,853			28	11	28.2				
Hector IAP (ANG)	Air Natl Guard	Fargo	701-241-7241	58102	31	418,639			250		138.1	1,087	0	0	1,087
Minot AFB	AF Active	Minot	701-723-6212	58705	1,314	7,981,467			24,736	5,416	2,730.7	4,746	517	0	5,263
OTHER SITE(S) ¹ : 8					5	1,369			337	328	5.7				
North Dakota Total:					2,180	14,298,895	17	382,940	49,502	13,226	4,534.6	8,515	861	0	9,376

¹ US Locations that do not meet criteria of at least ten (10) Acres AND at least \$10M PRV. US Territories and Non-US Locations that do not meet criteria of at least ten (10) Acres OR at least \$10M PRV.

DEPARTMENT OF DEFENSE - Air Force
Base Structure Report - As Of 30 Sept 04

SITE	COMPONENT	NAME NEAREST CITY	PHONE	ZIP CODE	BLDGS OWNED	BLDGS OWNED SQFT	BLDGS LEASED	BLDGS LEASED SQFT	TOTAL ACRES	ACRES OWNED	PRV (\$M)	MIL	CIV	OTHER	TOTAL
Ohio															
Blue Ash ANGS	Air Natl Guard	Blue Ash		45242	15	51,571			12		13.2	142	0	0	142
Camp Perry ANGS	Air Natl Guard	Port Clinton	614-336-6203	43452	19	98,088			43		18.5	211	0	0	211
Cincinnati Defense Fuel Support Point	AF Active	Cincinnati		45237	6	3,963			67	66	38.1				
Mansfield Lahm Airport ANG	Air Natl Guard	Mansfield	419-521-0100	44903	28	276,093			227		75.5	1,044	0	0	1,044
Rickenbacker IAP (ANG)	Air Natl Guard	Lockbourne	614-492-4468	43137	28	491,373			1,089	511	243.1	1,459	3	0	1,462
Springfield Beckley Municipal Airport	Air Natl Guard	Springfield	937-327-2100	45502	32	356,709			130		101.5	1,139	12	0	1,151
Toledo Express Airport ANG	Air Natl Guard	Swanton	419-868-4180	43558	37	390,860			135		98.3	1,064	0	0	1,064
Wright Patterson AFB	AF Active	Fairborn	937-257-1110	45433	787	15,891,900			8,145	7,631	4,053.3	7,373	9,880	0	17,253
Youngstown-Warren Regional Airport ARS	AF Reserve	Vienna	330-609-1000	44473	58	582,087			658	567	165.6	1,479	174	0	1,653
OTHER SITE(S) ¹ : 3					9	35,383			388	6	9.8	132	0	0	132
Ohio Total:					1,019	18,178,027	0	0	10,894	8,781	4,816.9	14,043	10,069	0	24,112
Oklahoma															
Altus AFB	AF Active	Altus	580-482-8100	73523	1,008	4,099,009			7,054	4,087	1,190.2	1,665	1,315	0	2,980
Kegelman AF Auxiliary Field	AF Active	Jet		73749	9	7,844			1,285	1,066	38.1				
Tinker AFB	AF Active	Midwest City	405-732-7321	73145	716	17,544,572			4,885	3,951	3,769.3	8,871	12,777	0	21,648
Tinker Support Annex	AF Active	Midwest City		73110	26	168,525			129	88	38.7				
Tulsa IAP	Air Natl Guard	Tulsa	918-832-8210	73115	41	364,091			80		93.1	1,191	0	0	1,191
Vance AFB	AF Active	Enid	580-213-7111	73705	496	1,655,248			3,280	2,000	490.3	853	132	0	985
Will Rogers World Airport	Air Natl Guard	Oklahoma City	405-686-5210	73179	25	353,764			133		85.2	1,340	0	0	1,340
OTHER SITE(S) ¹ : 7					9	10,296	1	4	670	657	4.4				
Oklahoma Total:					2,330	24,203,349	1	4	17,516	11,849	5,709.2	13,920	14,224	0	28,144
Oregon															
Christmas Valley Radar Site	AF Active	Christmas Valley		97641	4	45,846			2,656	2,656	40.9				
Coos Head ANGS	Air Natl Guard	Charleston		97420	10	45,359			43	43	44.0				
Klamath Falls Airport-Kingsley Field	Air Natl Guard	Klamath Falls	503-885-6350	97603	67	440,983			1,072	88	146.5	1,030	10	0	1,040
Portland IAP	Air Natl Guard	Portland	503-335-4020	97218	61	687,961			246		219.7	2,223	100	0	2,323
OTHER SITE(S) ¹ : 2					9	58,837			190	182	15.0	137	2	0	139
Oregon Total:					151	1,278,986	0	0	4,207	2,969	466.1	3,390	112	0	3,502
Pennsylvania															
Fort Indiantown Gap ANGS	Air Natl Guard	Lickdale		17003	58	178,714			131		35.1	588	0	0	588
Harrisburg IAP	Air Natl Guard	Middletown	717-948-2200	17057	30	290,729	1	15,077	39		77.0	1,170	7	0	1,177
Pittsburgh IAP (ANG)	Air Natl Guard	Coraopolis	412-474-7359	15108	35	384,480			179		112.8				
Pittsburgh IAP-ARS	AF Reserve	Coraopolis	412-474-8000	15108	53	534,951			181	12	134.2	2,575	120	0	2,695
State College ANGS	Air Natl Guard	State College		16801	5	44,221			27		12.7	137	0	0	137

¹ US Locations that do not meet criteria of at least ten (10) Acres AND at least \$10M PRV. US Territories and Non-US Locations that do not meet criteria of at least ten (10) Acres OR at least \$10M PRV.

DEPARTMENT OF DEFENSE - Air Force
Base Structure Report - As Of 30 Sept 04

SITE	COMPONENT	NAME NEAREST CITY	PHONE	ZIP CODE	BLDGS OWNED	BLDGS OWNED SQFT	BLDGS LEASED	BLDGS LEASED SQFT	TOTAL ACRES	ACRES OWNED	PRV (\$M)	MIL	CIV	OTHER	TOTAL
Willow Grove ARS	AF Reserve	Hatboro	215-443-1050	19090	53	632,591			170	162	202.5	2,280	97	0	2,377
OTHER SITE(S)¹ : 4					3	33,396	1	1,064	385	373	8.7				
Pennsylvania Total:					237	2,099,082	2	16,141	1,112	547	583.1	6,750	224	0	6,974
<u>Puerto Rico</u>															
Camp Santiago Range (ANG)	Air Natl Guard	Salinas			4	4,745			354	354	3.4				
Lajas Radar Site (TARS #16)	AF Active	Lajas			7	10,064			23		16.3				
Luis Munoz Marin IAP	Air Natl Guard	San Juan	787-253-5100	00979	37	299,594			84		121.3	955	0	0	955
Punta Borinquen Radar Site	Air Natl Guard	Aguadilla	787-890-8701	00604	10	53,235			6	6	22.4				
Punta Salinas Radar Site	Air Natl Guard	Catano		00950	17	52,202			30	30	19.9	216	1	0	217
Ramey AF Solar Observatory Research Site	AF Active	Isabela			6	6,196			81	74	2.7				
Puerto Rico Total:					81	426,036	0	0	578	464	185.9	1,171	1	0	1,172
<u>Rhode Island</u>															
Coventry ANG	Air Natl Guard	Coventry	401-392-0966	02816	12	54,439			17	17	11.6				
North Smithfield ANG	Air Natl Guard	Slatersville	401-762-8600	02876	8	63,810			34	34	14.1	207	0	0	207
Quonset State Airport ANG	Air Natl Guard	North Kingston	401-886-1210	02852	28	410,848	1	1,762	102		124.1	1,034	0	0	1,034
Rhode Island Total:					48	529,097	1	1,762	153	51	149.8	1,241	0	0	1,241
<u>South Carolina</u>															
Charleston AFB	AF Active	Charleston	843-963-6000	29404	796	4,357,424			3,733	3,009	1,050.3	5,974	661	0	6,635
Charleston Defense Fuel Support Point	AF Active	North Charleston		29418	5	2,538			56	50	53.4				
Hunley Park Military Family Hsg	AF Active	North Charleston		29419	249	658,679			271	271	68.3				
McEntire Air Guard Stn	Air Natl Guard	Eastover	803-647-8300	29044	80	677,676			2,473	2,344	196.0	1,295	4	0	1,299
North AF Auxiliary Field	AF Active	North		29112	5	26,045			2,392	2,277	96.3	0	15	0	15
Shaw AFB	AF Active	Sumter	803-895-1110	29152	1,264	5,515,482			3,406	3,310	981.7	5,354	517	0	5,871
OTHER SITE(S)¹ : 13					148	549,039			14,756	14,461	15.2				
South Carolina Total:					2,547	11,786,883	0	0	27,087	25,722	2,461.3	12,623	1,197	0	13,820
<u>South Dakota</u>															
Dakota Ridge Family Hsg Annex	AF Active	Rapid City		57701			201	422,814	50		36.1				
Ellsworth AFB	AF Active	Box Elder	605-385-5056	57706	780	6,524,418	251	1,177,843	7,289	6,196	1,864.5	3,355	402	0	3,757
Joe Foss Field ANG	Air Natl Guard	Sioux Falls	605-988-5700	57104	37	412,866			214		105.8	1,029	0	0	1,029
OTHER SITE(S)¹ : 13					2	241			2,583	2,517	7.2				
South Dakota Total:					819	6,937,525	452	1,600,657	10,136	8,713	2,013.5	4,384	402	0	4,786
<u>Tennessee</u>															
Arnold Air Station	AF Active	Manchester	931-454-3000	37389	308	2,799,490			39,081	39,080	2,494.8	93	189	0	282

¹ US Locations that do not meet criteria of at least ten (10) Acres AND at least \$10M PRV. US Territories and Non-US Locations that do not meet criteria of at least ten (10) Acres OR at least \$10M PRV.

DEPARTMENT OF DEFENSE - Air Force
Base Structure Report - As Of 30 Sept 04

SITE	COMPONENT	NAME NEAREST CITY	PHONE	ZIP CODE	BLDGS OWNED	BLDGS OWNED SQFT	BLDGS LEASED	BLDGS LEASED SQFT	TOTAL ACRES	ACRES OWNED	PRV (\$M)	MIL	CIV	OTHER	TOTAL
McGhee Tyson Airport	Air Natl Guard	Alcoa	865-985-3200	37777	62	713,851			346		179.2	1,251	15	0	1,266
Memphis IAP	Air Natl Guard	Oakville	901-541-7111	38118	30	352,575	2	32,100	102		99.6	1,279	0	0	1,279
Nashville IAP	Air Natl Guard	Nashville	6/5-399-5410	37217	33	316,348			88		76.9	1,293	0	0	1,293
OTHER SITE(S) ¹ : 2					19	74,475			22		14.3	243	0	0	243
Tennessee Total:					452	4,256,739	2	32,100	39,639	39,080	2,864.7	4,159	204	0	4,363
Texas															
Air Force Plant No 4	AF Active	Fort Worth			73	5,559,962			727	636	1,061.9	10	8	0	18
Brooks City Base	AF Active	San Antonio	210-536-1110	78235			140	1,838,842	280		323.8	1,106	1,147	0	2,253
Camp Bullis Training Annex	AF Active	San Antonio			10	109,181	2	4,472	47	47	22.3	46	0	0	46
Dyess AFB	AF Active	Abilene	915-696-2864	79607	1,012	4,806,382			6,342	5,304	1,383.0	5,390	350	0	5,740
Ellington Field	Air Natl Guard	Genoa	281-929-2110	77034	53	526,047	1	1,023	190	190	109.9	1,083	0	0	1,083
Goodfellow 801 Leased Hsg Annex	AF Active	San Angelo					90	276,810	40		19.1				
Goodfellow AFB	AF Active	San Angelo	915-654-3231	76908	204	2,269,288			1,119	1,117	482.0	1,616	518	0	2,134
Henlsey Field ANGSS	Air Natl Guard	Grand Prairie			5	56,069			23		10.0				
Hondo Municipal Airport	AF Active	San Antonio			7	1,968	1	33,800	867		98.5				
Kelly Field Annex	AF Active	San Antonio	210-925-1110	78241	135	2,117,399			2,789	2,134	634.6	912	0	0	912
Lackland AFB	AF Active	San Antonio	210-671-1110	78236	767	10,119,509			2,719	2,712	1,925.4	13,789	4,206	0	17,995
Lackland Training Annex	AF Active	San Antonio	210-673-0562	78055	296	1,408,373			4,017	4,017	324.0	1	0	0	1
Laughlin AFB	AF Active	Del Rio	830-298-3511	78843	501	2,474,245			4,524	4,106	659.6	1,001	890	0	1,891
Laughlin AFB Aux 1	AF Active	Spofford			6	3,746			724	403	16.8				
Lonestar Pecos Electronic Scoring Site	AF Active	Pecos			2	8,973			25	25	26.9	0	2	0	2
Randolph AFB	AF Active	Universal City	210-652-1110	78150	677	5,485,423			3,129	2,894	1,153.6	3,204	5,331	0	8,535
Seguin AF Auxiliary Field	AF Active	Seguin		78155	5	3,962			961	961	47.3				
Sheppard AFB	AF Active	Wichita Falls	940-676-2511	76311	1,136	9,276,025			5,719	4,640	2,047.1	3,410	1,315	0	4,725
OTHER SITE(S) ¹ : 43					693	12,493,601	184	3,143,438	10,256	8,356	290.2	3,021	207	1	3,229
Texas Total:					5,582	56,720,153	418	5,298,385	44,498	37,542	10,636.2	34,589	13,974	1	48,564
Utah															
Hill AFB	AF Active	Clearfield	801-777-7221	84056	1,325	14,376,028			6,999	6,795	3,496.8	6,790	10,201	0	16,991
Little Mountain Test Annex	AF Active	Ogden			18	120,055			740	731	43.9	1	0	0	1
Salt Lake City IAP ANG	Air Natl Guard	Salt Lake City	801-595-2200	84116	51	447,876			135		119.1	1,549	2	0	1,551
Utah Test and Training Range North	AF Active	Wendover		84083	80	410,811			366,539	351,335	167.0				
Utah Test and Training Range South Utah	AF Active	Wendover		84083	33	27,350			572,753	572,752	28.4				
OTHER SITE(S) ¹ : 65					24	21,953			303	284	9.3	0	5	0	5
Utah Total:					1,531	15,404,073	0	0	947,469	931,897	3,864.5	8,340	10,208	0	18,548

¹ US Locations that do not meet criteria of at least ten (10) Acres AND at least \$10M PRV. US Territories and Non-US Locations that do not meet criteria of at least ten (10) Acres OR at least \$10M PRV.

DEPARTMENT OF DEFENSE - Air Force
Base Structure Report - As Of 30 Sept 04

SITE	COMPONENT	NAME NEAREST CITY	PHONE	ZIP CODE	BLDGS OWNED	BLDGS OWNED SQFT	BLDGS LEASED	BLDGS LEASED SQFT	TOTAL ACRES	ACRES OWNED	PRV (\$M)	MIL	CIV	OTHER	TOTAL
Vermont															
Burlington IAP (ANG)	Air Natl Guard	So Burlington	802-660-5215	05403	40	397,017			231		116.1	1,059	0	0	1,059
Vermont Total:					40	397,017	0	0	231	0	116.1	1,059	0	0	1,059
Virgin Islands															
OTHER SITE(S)¹: 1															
					4	16,332			9	9	4.3				
Virgin Islands Total:					4	16,332	0	0	9	9	4.3	0	0	0	0
Virginia															
Camp Pendleton Military Reservation (ANG)	Air Natl Guard	Virginia Beach		23458	7	69,528			62		14.9	225	0	0	225
Langley AFB	AF Active	Hampton	757-764-1110	23665	445	5,213,536	6	67,307	3,152	2,883	1,324.4	9,005	1,917	0	10,922
Langley Family Hsg Annex	AF Active	Poquoson		23662	460	1,930,318			288	285	210.6				
Richmond IAP (Byrd Field)	Air Natl Guard	Sandston	804-236-6000	23150	62	290,421			143		81.9	1,063	0	0	1,063
OTHER SITE(S)¹: 3								2	6,037	1,942	1,942	1.4			
Virginia Total:					974	7,503,803	8	73,344	5,587	5,110	1,633.2	10,293	1,917	0	12,210
Wake Islands															
Wake Island Airfield	AF Active	Agana			126	481,543			2,600	2,600	588.4				
Wake Islands Total:					126	481,543	0	0	2,600	2,600	588.4	0	0	0	0
Washington															
Camp Murray ANGS	Air Natl Guard	Tacoma	253-512-8000	98430	23	156,649			43		33.8	15	0	0	15
Fairchild AFB	AF Active	Airway Heights	509-247-1212	99011	1,235	6,061,704			5,823	4,502	1,735.7	3,878	452	0	4,330
Four Lakes Communications Station (ANG)	Air Natl Guard	Cheney		99004	16	68,356			156	63	16.9	129	0	0	129
McChord AFB	AF Active	Tacoma	253-982-1910	98438	884	5,765,654			4,639	4,537	1,683.4	6,529	715	0	7,244
Mukilteo Defense Fuel Support Point	AF Active	Everett		98207	12	24,404			21	21	46.7				
Paine Field ANGS	Air Natl Guard	Everett		98204	10	47,708			15	15	11.3	143	0	0	143
Spokane Family Hsg Annex	AF Active	Spokane		99205	132	307,597			89	81	37.5				
Spokane IAP ANG	Air Natl Guard	Spokane	509-458-5445	99219	14	103,092	4	89,617	79	44	48.4	139	0	0	139
OTHER SITE(S)¹: 18					69	193,786	2	46,885	531,645	505,428	71.7	343	0	0	343
Washington Total:					2,395	12,728,950	6	136,502	542,510	514,691	3,685.4	11,176	1,167	0	12,343
West Virginia															
EWVRA Shepherd Field ANG	Air Natl Guard	Martinsburg	304-262-5100	25401	33	352,372			207		97.0	1,284	0	0	1,284
Yeager Airport ANG	Air Natl Guard	Charleston	304-341-6126	25311	29	319,022			269	34	80.0	1,024	0	0	1,024
OTHER SITE(S)¹: 1					1	4,000			1		0.7	56	0	0	56
West Virginia Total:					63	675,394	0	0	477	34	177.7	2,364	0	0	2,364

¹ US Locations that do not meet criteria of at least ten (10) Acres AND at least \$10M PRV. US Territories and Non-US Locations that do not meet criteria of at least ten (10) Acres OR at least \$10M PRV.

DEPARTMENT OF DEFENSE - Air Force
Base Structure Report - As Of 30 Sept 04

SITE	COMPONENT	NAME NEAREST CITY	PHONE	ZIP CODE	BLDGS OWNED	BLDGS OWNED SQFT	BLDGS LEASED	BLDGS LEASED SQFT	TOTAL ACRES	ACRES OWNED	PRV (\$M)	MIL	CIV	OTHER	TOTAL
Wisconsin															
General Mitchell IAP (ANG)	Air Natl Guard	Milwaukee	414-944-8410	53207	24	296,891			72		96.9	904	0	0	904
General Mitchell IAP (ARS)	AF Reserve	Milwaukee	414-482-5000	53207	76	416,925			103	102	134.7	1,386	150	0	1,536
Truax Field	Air Natl Guard	Madison	608-245-4300	53704	51	689,885			130	35	187.9	1,082	0	0	1,082
Volk Field	Air Natl Guard	Camp Douglas	608-427-1210	54618	138	582,970			2,402	11	251.0	342	4	0	346
OTHER SITE(S) ¹ : 3					5	8,987			7,896	1	10.0				
Wisconsin Total:					294	1,995,658	0	0	10,603	149	680.5	3,714	154	0	3,868
Wyoming															
Cheyenne Municipal Airport ANG	Air Natl Guard	Cheyenne	307-772-6110	82009	29	347,285			719		96.8	1,173	12	0	1,185
Francis E Warren AFB	AF Active	Cheyenne	307-773-1110	82005	951	5,141,011			37,042	7,879	2,396.9	3,516	491	0	4,007
OTHER SITE(S) ¹ : 7					7	18,568			1,565	584	8.9	0	2	0	2
Wyoming Total:					987	5,506,864	0	0	39,326	8,463	2,502.6	4,689	505	0	5,194
US/US Territories:					81,261	576,470,805	2,613	16,979,215	9,576,097	9,282,297	160,059.0	442,890	114,103	225	557,218

¹ US Locations that do not meet criteria of at least ten (10) Acres AND at least \$10M PRV. US Territories and Non-US Locations that do not meet criteria of at least ten (10) Acres OR at least \$10M PRV.

DEPARTMENT OF DEFENSE - Air Force
Base Structure Report - As Of 30 Sept 04

SITE	COMPONENT	NAME NEAREST CITY	PHONE	ZIP CODE	BLDGS OWNED	BLDGS OWNED SQFT	BLDGS LEASED	BLDGS LEASED SQFT	TOTAL ACRES	ACRES OWNED	PRV (\$M)	MIL	CIV	OTHER	TOTAL
Antigua															
Antigua Air Station	AF Active	Barnes Hill			38	118,959			164		117.4	2	0	0	2
Antigua Total:					38	118,959	0	0	164	0	117.4	2	0	0	2
Aruba															
OTHER SITE(S) ¹ : 1							1	3,200			0.8	4	0	0	4
Aruba Total:					0	0	1	3,200	0	0	0.8	4	0	0	4
Australia															
OTHER SITE(S) ¹ : 3					43	35,673			6		9.0				
Australia Total:					43	35,673	0	0	6	0	9.0	0	0	0	0
Belgium															
Florennes Air Base	AF Active	Florennes			9	154,045					37.2	7	0	0	7
Kleine Brogel Air Base	AF Active	Kleine Brogel	011-032-11-63-2		10	22,045			1		10.8	133	0	1	134
OTHER SITE(S) ¹ : 6					7	5,277			2		5.1				
Belgium Total:					26	181,367	0	0	3	0	53.1	140	0	1	141
Colombia															
OTHER SITE(S) ¹ : 6					45	37,790			13		18.4	7	1	0	8
Colombia Total:					45	37,790	0	0	13	0	18.4	7	1	0	8
Denmark															
Karup Air Base	AF Active	Karup									101.0	4	0	0	4
OTHER SITE(S) ¹ : 2							5	9,911			1.1	2	0	0	2
Denmark Total:					0	0	5	9,911	0	0	102.1	6	0	0	6
Ecuador															
OTHER SITE(S) ¹ : 1					23	172,278					0.0	13	0	0	13
Ecuador Total:					23	172,278	0	0	0	0	0.0	13	0	0	13
France															
Istres Air Base	AF Active	Istres					1	361,671	1		85.5				
France Total:					0	0	1	361,671	1	0	85.5	0	0	0	0
Germany															
Bann Communication Station No 2	AF Active	Landstuhl			5	18,118			51		8.1	5	3	1	9

¹ US Locations that do not meet criteria of at least ten (10) Acres AND at least \$10M PRV. US Territories and Non-US Locations that do not meet criteria of at least ten (10) Acres OR at least \$10M PRV.

DEPARTMENT OF DEFENSE - Air Force
Base Structure Report - As Of 30 Sept 04

SITE	COMPONENT	NAME NEAREST CITY	PHONE	ZIP CODE	BLDGS OWNED	BLDGS OWNED SQFT	BLDGS LEASED	BLDGS LEASED SQFT	TOTAL ACRES	ACRES OWNED	PRV (\$M)	MIL	CIV	OTHER	TOTAL
Binsfeld Family Hsg Annex	AF Active	Binsfeld					77	182,015	11		18.6				
Bitburg Family Hsg Annex	AF Active	Bitburg			19	319,446			156		398.2				
Bitburg Storage Annex No 2	AF Active	Bitburg			11	31,804			27		108.7				
Buechel Air Base	AF Active	Buechel	011-49-6565- 61-		2	1,678					13.7	138	0	1	139
Einsiedlerhof Maintenance Annex	AF Active	Einsiedlerhof			2	9,773			14		33.4				
Einsiedlerhof Storage Annex	AF Active	Einsiedlerhof			9	96,575			28		75.9	58	21	0	79
Einsiedlerkoepfe Training Annex	AF Active	Kaiserslautern			3	4,392			311		9.2				
Enkenbach Water System Annex	AF Active	Enkenbach							5		11.0				
Feldberg Radio Relay Site	AF Active	Ober Reifenberg			2	2,222			4		12.3				
Gateway Gardens Family Hsg Annex	AF Active	Frankfurt			2	19,488			87		258.9				
Geilenkirchen Air Base	AF Active	Geilenkirchen	011-49-2451- 63-		8	34,854					33.4	538	26	11	575
Gut Husum Ammunition Storage Annex	AF Active	Jever			1	5,480					13.8				
Herforst Family Hsg Annex	AF Active	Herforst					100	203,316	9		21.4				
Hochspeyer Ammo Stor Annex	AF Active	Hochspeyer			30	56,384			88		34.7				
Husterhoeh Communication Site	AF Active	Pirmasens			2	1,200			185		8.2				
Jever Air Base	AF Active	Jever			3	8,424					164.9				
Kaiserslautern Fam Hsg Annex No 3	AF Active	Kaiserslautern							12		26.4				
Kaiserslautern Water System Annex	AF Active	Kaiserslautern			1	182			4		11.7				
Kapaun Administration Annex	AF Active	Kaiserslautern			19	94,427			114		187.7	152	6	4	162
Landstuhl Family Hsg Annex O3	AF Active	Landstuhl			10	40,076			52		135.1				
Landstuhl Maintenance Site	AF Active	Ramstein			35	109,782			25		31.9				
Landstuhl Maintenance Site No 2	AF Active	Spesbach			8	32,419			7		18.4				
Langerkopf Rad Rel Site	AF Active	Leimen			5	38,394			7		17.4				
Oberweis Annex	AF Active	Oberweis			14	15,087			108		44.3				
Pruem Air Station	AF Active	Pruem			21	45,283			50		42.1				
Ramstein Air Base	AF Active	Landstuhl	011-49-6371- 47-	09094	339	2,668,317	1	3,875	3,102		3,384.8	8,298	812	1,634	10,744
Ramstein Storage Annex	AF Active	Kaiserslautern			5	177,779			85		98.5				
Rhein Main Air Base	AF Active	Frankfurt			56	623,131	2	52,906	441		765.3	350	74	55	479
Sembach Admin Annex (Wing HQ)	AF Active	Wartenberg			33	553,702			279		546.8	703	64	14	781
Siegenburg Air Range	AF Active	Muehlhausen			3	2,730			681		5.1	0	1	8	9
Spangdahlem Air Base	AF Active	Spangdahlem	011-49-6565- 61-	09126	210	1,412,599			1,616		1,439.0	4,339	195	473	5,007
Spangdahlem Waste Annex	AF Active	Spang			4	6,691			3		18.4				
Speicher Family Hsg Annex	AF Active	Speicher					215	615,229	20		64.2				
Vogelweh Family Hsg Annex	AF Active	Kaiserslautern			30	197,112			634		906.3	127	12	0	139
OTHER SITE(S) ¹ : 20					19	64,104	5	18,278	41		62.0	278	21	34	333
Germany Total:					911	6,691,653	400	1,075,619	8,257	0	9,029.7	14,986	1,235	2,235	18,456

¹ US Locations that do not meet criteria of at least ten (10) Acres AND at least \$10M PRV. US Territories and Non-US Locations that do not meet criteria of at least ten (10) Acres OR at least \$10M PRV.

DEPARTMENT OF DEFENSE - Air Force
Base Structure Report - As Of 30 Sept 04

SITE	COMPONENT	NAME NEAREST CITY	PHONE	ZIP CODE	BLDGS OWNED	BLDGS OWNED SQFT	BLDGS LEASED	BLDGS LEASED SQFT	TOTAL ACRES	ACRES OWNED	PRV (\$M)	MIL	CIV	OTHER	TOTAL
Greece															
OTHER SITE(S) ¹ : 1							1	2,454			0.0	6	0	0	6
Greece Total:					0	0	1	2,454	0	0	0.0	6	0	0	6
Greenland															
Thule Air Base	AF Active	Thule	DSN 268-1211	09704	246	2,535,599			234,022		2,833.1	138	2	0	140
Greenland Total:					246	2,535,599	0	0	234,022	0	2,833.1	138	2	0	140
Italy															
Aviano Administration Annex Group HQ	AF Active	Aviano			5	13,044			8		13.6				
Aviano Air Base	AF Active	Roveredo In Piano	011-39-434-6671	09604	131	909,649			1,207		807.5	4,189	219	378	4,786
Aviano Ammunition Storage Annex	AF Active	Roveredo In Piano			9	16,297			47		33.7				
Aviano Bachelor Hsg Annex No 1	AF Active	Aviano			20	161,288	2	46,140	39		147.6				
Aviano Bachelor Hsg Annex No 2	AF Active	Aviano			6	216,913			13		72.0				
Aviano Family Hsg Annex No 5	AF Active	Aviano					154	287,591			34.0				
Aviano Maintenance Annex	AF Active	Aviano			8	6,510			8		27.9				
Aviano Storage Annex	AF Active	Aviano					4	143,931	6		22.6				
Fontanafredda Family Housing Site	AF Active	Pordenone					54	287,818	1		30.6				
Ghedi Radio Relay Site	AF Active	Ghedi			11	28,978			1		10.6	134	0	3	137
Maniago Family Housing Site	AF Active	Maniago					19	168,008	1		17.9				
Pordenone Fam Hsg Site	AF Active	Pordenone					12	141,646	1		15.1				
Roveredo Storage Annex	AF Active	Roveredo					17	162,201	3		17.7				
San Vito Dei Normanni Air Station	AF Active	Brindisi			2	3,980			25		2.5				
Vigonovo Storage Annex	AF Active	Vigonovo					2	70,984	5		16.8				
OTHER SITE(S) ¹ : 18					20	29,468	41	309,054	30		61.2				
Italy Total:					212	1,386,127	305	1,617,373	1,395	0	1,331.3	4,323	219	381	4,923
Japan															
Camp Courtney Family Hsg Annex	AF Active	Gushikawa					80	1,127,609	65	65	172.1	1	0	0	1
Camp Kuwae Family Hsg Annex	AF Active	Jagaru					158	577,533	70	70	85.6				
Camp McTureous Family Hsg Annex	AF Active	Gushikawa					81	680,244	64	64	99.0				
Camp Shields Family Hsg Annex	AF Active	Okinawa City					6	11,143	91		106.3				
Camp Zama Communications Station	AF Active	Zama					3	12,605	2	2	18.1				
Camp Zukeran Family Hsg Annex	AF Active	Okinawa City					1,443	3,161,023	453	453	530.2				
Chitose Administration Annex	AF Active	Chitose			14	63,941			1,067		41.6				
Idesuna Jima Air Range	AF Active	Naha							61		0.0				
Itazuke Auxiliary Airfield	AF Active	Fukuoka							6		32.5				

¹ US Locations that do not meet criteria of at least ten (10) Acres AND at least \$10M PRV. US Territories and Non-US Locations that do not meet criteria of at least ten (10) Acres OR at least \$10M PRV.

DEPARTMENT OF DEFENSE - Air Force
Base Structure Report - As Of 30 Sept 04

SITE	COMPONENT	NAME NEAREST CITY	PHONE	ZIP CODE	BLDGS OWNED	BLDGS OWNED SQFT	BLDGS LEASED	BLDGS LEASED SQFT	TOTAL ACRES	ACRES OWNED	PRV (\$M)	MIL	CIV	OTHER	TOTAL
Kadena Air Base	AF Active	Koza	011-81-98938-11	96368	1,640	5,408,938			4,930		4,668.0	7,270	506	1,917	9,693
Kadena Ammo Storage Annex	AF Active	Kadena Village			358	1,740,143			6,074		951.7				
Makiminato Service Annex	AF Active	Urasoe					46	2,280,371	135	135	340.0				
Misawa Air Base	AF Active	Misawa	011-81-3117-66-	96319	258	1,341,450			3,865		4,107.3	3,419	159	813	4,391
Misawa Air Range	AF Active	Misawa City			5	5,047			1,892		15.9				
Momote Annex	AF Active	Wakko							30		4.3				
Okuma Recreation Annex	AF Active	Hentona			45	65,731			135		45.9	15	0	26	41
Owada Communications Station	AF Active	Niiza							328		25.6				
Senaha Communication Station	AF Active	Kadena			4	17,119			151		12.2				
Tama Service Annex	AF Active	Inagi			21	14,309			483		66.6				
Tokorozawa Transmitter Site	AF Active	Tokorozawa			7	58,633			320		118.0				
Yokota Air Base	AF Active	Fussa	011-81-311-755-	96328	152	658,153			1,750		3,592.5	3,354	245	1,312	4,911
OTHER SITE(S)¹ : 23					15	14,867	25	54,285	40	11	54.0	39	0	7	46
Japan Total:					2,519	9,388,331	1,842	7,904,813	22,012	800	15,087.4	14,098	910	4,075	19,083
<u>Netherlands</u>															
OTHER SITE(S)¹ : 3					3	3,562	2	13,005			4.3	139	0	1	140
Netherlands Total:					3	3,562	2	13,005	0	0	4.3	139	0	1	140
<u>Norway</u>															
OTHER SITE(S)¹ : 3					1	4,550	2	4,156			6.5	3	0	0	3
Norway Total:					1	4,550	2	4,156	0	0	6.5	3	0	0	3
<u>Oman</u>															
Masirah Island MPT	AF Active	Dhuwwah							3,000						
Seeb MPT	AF Active	Sib			10	32,828			3,000		64.2	1	0	0	1
Thumrait MPT	AF Active	Salalah							3,000						
Oman Total:					10	32,828	0	0	9,000	0	64.2	1	0	0	1
<u>Portugal</u>															
Agualva Munitions Storage Annex	AF Active	Lajes			20	17,185			68		7.1				
Caldeira Ammunition Storage Area	AF Active	Lajes			2	6,295			29		2.9				
Cinco Picos Globecom Annex	AF Active	Praia da Victoria			3	25,963			159		11.1				
Covadascinzas Petroleum Products Stg Annex	AF Active	Praia da Victoria							41		67.8				
Lajes Field	AF Active	Lajes	011-351-295-540	09720	334	2,689,589			973		990.5	918	86	614	1,618
Praia da Victoria Dock Annex	AF Active	Praia da Victoria			11	18,666			4		20.4				

¹ US Locations that do not meet criteria of at least ten (10) Acres AND at least \$10M PRV. US Territories and Non-US Locations that do not meet criteria of at least ten (10) Acres OR at least \$10M PRV.

DEPARTMENT OF DEFENSE - Air Force
Base Structure Report - As Of 30 Sept 04

SITE	COMPONENT	NAME NEAREST CITY	PHONE	ZIP CODE	BLDGS OWNED	BLDGS OWNED SQFT	BLDGS LEASED	BLDGS LEASED SQFT	TOTAL ACRES	ACRES OWNED	PRV (\$M)	MIL	CIV	OTHER	TOTAL
Praia da Victoria Fuel Storage Annex	AF Active	Praia da Victoria			9	4,916			53		133.3				
Villa Nova Globecom Annex	AF Active	Villa Nova			1	13,533			99		5.5				
OTHER SITE(S) ¹: 12					16	5,673			19		13.9				
Portugal Total:					396	2,781,820	0	0	1,445	0	1,252.6	918	86	614	1,618
Saint Helena															
Ascension Auxiliary Airfield	AF Active	Georgetown			123	378,341			3,856		337.3	3	0	0	3
Saint Helena Total:					123	378,341	0	0	3,856	0	337.3	3	0	0	3
Singapore															
Sembawang Hsg	AF Active	Sembawang									44.6	0	1	0	1
Singapore Total:					0	0	0	0	0	0	44.6	0	1	0	1
South Korea															
Camp Humphreys Communications Site	AF Active	Pyongteak					21	177,456	19	19	33.9				
Camp Red Cloud Communications Site	AF Active	Euijeongbu					15	85,409	4	4	17.5				
Kimhae Storage Annex	AF Active	Kimhae			34	325,178			86		97.7	27	1	1	29
Koon Ni Air Range	AF Active	Koon Ni			20	28,405			5,882		9.0				
Kunsan Air Base	AF Active	Kunsan	011-82-63-470-1	96246	372	2,705,139			2,557		1,259.8	2,766	37	586	3,389
Kwang-Ju Air Base	AF Active	Kwang Ju			92	599,288			313		236.2	30	0	1	31
Osan Air Base	AF Active	Song Tan	011-82-31-661-1	96278	470	4,611,538	6	272,559	1,794		1,946.7	5,459	159	1,221	6,839
Osan Ni Ammunition Storage Annex	AF Active	Osan Ni			20	74,115			603		26.6				
Pil-Sung Air Range	AF Active	Sangori-Ni			9	19,910			27		14.8				
Suwon Air Base	AF Active	Suwon			41	125,985			235		333.7	455	9	48	512
Taegu Air Base	AF Active	Taegu			135	737,590			763		279.9	90	1	2	93
Wonju Air Station	AF Active	Wonju			13	7,715	5	10,491	93		33.9	11	0	0	11
OTHER SITE(S) ¹: 7					5	22,255	16	50,312	9	1	15.9	27	2	12	41
South Korea Total:					1,211	9,257,118	63	596,227	12,385	24	4,305.7	8,865	209	1,871	10,945
Spain															
Moron Air Base	AF Active	Moron de la Frontera	011-34-955-84-8		148	813,607			2,811		621.8	143	9	11	163
OTHER SITE(S) ¹: 1							1	1,296			0.0				
Spain Total:					148	813,607	1	1,296	2,811	0	621.8	143	9	11	163
Turkey															
Ankara Administration Office	AF Active	Ankara			20	147,603			24		33.7	38	2	3	43

¹ US Locations that do not meet criteria of at least ten (10) Acres AND at least \$10M PRV. US Territories and Non-US Locations that do not meet criteria of at least ten (10) Acres OR at least \$10M PRV.

DEPARTMENT OF DEFENSE - Air Force

Base Structure Report - As Of 30 Sept 04

SITE	COMPONENT	NAME NEAREST CITY	PHONE	ZIP CODE	BLDGS OWNED	BLDGS OWNED SQFT	BLDGS LEASED	BLDGS LEASED SQFT	TOTAL ACRES	ACRES OWNED	PRV (\$M)	MIL	CIV	OTHER	TOTAL
Batman Air Base	AF Active	Batman									18.2				
Cigli Air Base	AF Active	Buyuk Cigli			7	46,467					19.3				
Incirlik Air Base Adana	AF Active	Incirlik	011-90-322- 316-	09824	643	3,568,970			3,338		1,196.9	1,443	119	137	1,699
Izmir Air Station	AF Active	Izmir	011-90-232- 484-		4	8,927	6	167,671	1		32.4	117	9	48	174
Izmir Storage Annex No 2	AF Active	Izmir			12	6,514	13	125,722	11		27.0				
Mus Air Base	AF Active	Mus			11	22,011					13.0				
Yumurtalik Petroleum Prod Storage Annex	AF Active	Yumurtalik			5	7,623			142		34.4	1	0	2	3
OTHER SITE(S) ¹: 12					10	135,869	8	20,526	1		20.0	14	0	1	15
Turkey Total:					712	3,943,984	27	313,919	3,517	0	1,394.9	1,613	130	191	1,934
United Kingdom															
Beck Row Family Hsg	AF Active	Yildenhall					112	144,751	10		15.3				
Eriswell Family Hsg Annex	AF Active	Eriswell					144	723,183	62		76.6				
Lynn Wood Family Hsg	AF Active	Thetford					98	205,804	22		22.2				
Newmarket Fam Hsg Annex No 3	AF Active	Newmarket					140	399,140	35		43.2				
RAF Alconbury	AF Active	Alconbury			189	1,136,407			203		289.3	160	45	0	205
RAF Barford St John Transmitter Annex	AF Active	Barford St John			3	30,501			476		23.2				
RAF Bicester	AF Active	Bicester			255	202,684			35		36.3				
RAF Chelveston Fam Hsg Annex	AF Active	Rushden			22	79,272			17		11.9				
RAF Croughton	AF Active	Croughton	DSN 314-236- 111	09494	155	699,982			694		250.8	293	35	0	328
RAF Fairford	AF Active	Fairford	011-44-1285- 71-		102	474,812			1,170		627.9	223	22	0	245
RAF Feltwell	AF Active	Feltwell			18	240,046			332		230.8	46	2	0	48
RAF Lakenheath	AF Active	Lakenheath	011-44-1638- 52-	09464	465	3,472,729			2,006		1,717.6	4,682	248	0	4,930
RAF Mildenhall	AF Active	Mildenhall	011-44-1638- 54-	09459	321	1,960,226			1,121		1,094.4	3,968	221	0	4,189
RAF Mildenhall Storage Annex	AF Active	Mildenhall			19	19,701			36		5.4				
RAF Molesworth	AF Active	Thrapston	011-44-1480- 82-		32	172,989			659		198.2	362	2	0	364
RAF Molesworth Storage Anx No 12	AF Active	Molesworth			2	30,988			37		12.9				
RAF Shepherds Grove Family Hsg Annex	AF Active	Stanton			28	56,591			18		10.9				
RAF Upwood	AF Active	Upwood	011-44-1480- 84-		3	54,203			22		28.4	43	1	0	44
RAF Welford Ammo Stor Area	AF Active	Newbury			82	261,236			806		288.7				
OTHER SITE(S) ¹: 29					48	95,908	107	147,864	54		75.2	19	5	0	24

¹ US Locations that do not meet criteria of at least ten (10) Acres AND at least \$10M PRV. US Territories and Non-US Locations that do not meet criteria of at least ten (10) Acres OR at least \$10M PRV.

DEPARTMENT OF DEFENSE - Air Force
Base Structure Report - As Of 30 Sept 04

SITE	COMPONENT	NAME NEAREST CITY	PHONE	ZIP CODE	BLDGS OWNED	BLDGS OWNED SQFT	BLDGS LEASED	BLDGS LEASED SQFT	TOTAL ACRES	ACRES OWNED	PRV (\$M)	MIL	CIV	OTHER	TOTAL
United Kingdom Total:					1,744	8,988,275	601	1,620,742	7,815	0	5,059.3	9,796	581	0	10,377
OVERSEAS:					8,422	46,837,444	3,251	13,524,386	306,702	824	41,794.3	55,214	3,383	9,380	67,977
Worldwide Totals:					89,683	623,308,249	5,864	30,503,601	9,882,799	9,283,121	201,853.3	498,104	117,486	9,605	625,195

¹ US Locations that do not meet criteria of at least ten (10) Acres AND at least \$10M PRV. US Territories and Non-US Locations that do not meet criteria of at least ten (10) Acres OR at least \$10M PRV.

DEPARTMENT OF DEFENSE - USMC
Base Structure Report - As Of 30 Sept 04

SITE	COMPONENT	NAME NEAREST CITY	PHONE	ZIP CODE	BLDGS OWNED	BLDGS OWNED SQFT	BLDGS LEASED	BLDGS LEASED SQFT	TOTAL ACRES	ACRES OWNED	PRV (\$M)	MIL	CIV	OTHER	TOTAL
Alabama															
OTHER SITE(S) ¹ : 2					8	45,379	1	200	13	11	7.3	552	11	0	563
Alabama Total:					8	45,379	1	200	13	11	7.3	552	11	0	563
Arizona															
MCAS Yuma	USMC Active	Yuma	510-341-2011		772	3,845,377			6,232	4,985	1,458.9	3,777	765	0	4,542
OTHER SITE(S) ¹ : 2					17	10,475			691,759	691,759	1.4				
Arizona Total:					789	3,855,852	0	0	697,991	696,744	1,460.2	3,777	765	0	4,542
California															
MCAGCC Twentynine Palms	USMC Active	Twentynine Palms	760-830-6000	92278	1,468	7,637,152	241	806,975	605,616	605,269	3,392.9	9,717	1,238	0	10,955
MCAS Camp Pendleton	USMC Active	Camp Pendleton	760-725-4110	92055	83	953,935			411	411	388.9	4,883	54	0	4,937
MCAS El Toro Santa Ana	USMC Active	Irvine		92709	1,256	6,280,143			4,777	4,761	1,833.0	2	0	0	2
MCAS Miramar	USMC Active	San Diego	619-577-1011	92145	668	6,722,850			22,941	22,499	2,121.6	10,995	773	0	11,768
MCAS Tustin	Disestab	Tustin		92710	100	1,264,307			308	308	451.2				
MCAS Yuma (Choc Mt Arial Gnr Rng)	USMC Active	Niland			4	37,828			459,506	459,506	14.1				
MCB Camp Pendleton	USMC Active	Camp Pendleton	760-725-4110	92055	2,405	18,434,659			126,749	126,749	4,594.9	32,448	3,631	0	36,079
MCB Camp Pendleton (MWTC Bridgeport)	USMC Active	Bridgeport			46	299,953			60,513		99.6	26	0	0	26
MCLB Barstow	USMC Active	Barstow		92311	386	4,502,466			6,177	6,177	1,085.7	234	2,685	0	2,919
MCRD San Diego	USMC Active	San Diego	619-524-8762	92140	134	2,600,793			505	505	629.1	1,815	223	0	2,038
OTHER SITE(S) ¹ : 11					17	139,766			45	19	30.5	779	0	0	779
California Total:					6,567	48,873,852	241	806,975	1,287,549	1,226,204	14,641.7	60,899	8,604	0	69,503
District of Columbia															
OTHER SITE(S) ¹ : 1					10	134,127			5	5	49.4	1,048	112	0	1,160
District of Columbia Total:					10	134,127	0	0	5	5	49.4	1,048	112	0	1,160
Florida															
MCLB Albany (Blount Island Jax FL)	USMC Active	Jacksonville					15	610,260	553	137	85.6	0	58	0	58
OTHER SITE(S) ¹ : 2					6	31,027			130	111	7.6	410	0	0	410
Florida Total:					6	31,027	15	610,260	684	248	93.2	410	58	0	468
Georgia															
MCLB Albany	USMC Active	Albany	229-639-5000	31704	586	6,844,575			3,749	3,746	926.9	642	3,634	0	4,276
OTHER SITE(S) ¹ : 2					8	30,200			5,223	5,183	5.3	241	0	0	241

¹ US Locations that do not meet criteria of at least ten (10) Acres AND at least \$10M PRV. US Territories and Non-US Locations that do not meet criteria of at least ten (10) Acres OR at least \$10M PRV.

DEPARTMENT OF DEFENSE - USMC
Base Structure Report - As Of 30 Sept 04

SITE	COMPONENT	NAME NEAREST CITY	PHONE	ZIP CODE	BLDGS OWNED	BLDGS OWNED SQFT	BLDGS LEASED	BLDGS LEASED SQFT	TOTAL ACRES	ACRES OWNED	PRV (\$M)	MIL	CIV	OTHER	TOTAL		
Georgia Total:					594	6,874,775	0	0	8,972	8,930	932.2	883	3,634	0	4,517		
<u>Hawaii</u>																	
MCB Hawaii Kaneohe	USMC Active	Kaneohe	808-257-7772	96863	1,776	8,439,329	54	417,060	4,218	4,214	2,868.2	10,545	1,118	0	11,663		
MCB Hawaii Kaneohe (Manana Capehart)	USMC Active	Pearl City			108	270,609			62	62	45.9						
MCB Hawaii Kaneohe (Oahu)	USMC Active	Camp Hm Smith M Corp			71	972,051			221	219	297.9	564	53	0	617		
MCB Hawaii Kaneohe (Pearl City Annex)	USMC Active	Pearl City			6	254,960			27	27	39.6						
MCB Hawaii Kaneohe (Puuloa-Oahu)	USMC Active	Ewa Beach			22	59,382			140	140	25.7						
OTHER SITE(S) ¹: 2							2	325	6,386	79	2.5						
Hawaii Total:					1,983	9,996,331	56	417,385	11,054	4,741	3,280.0	11,109	1,171	0	12,280		
<u>Illinois</u>																	
OTHER SITE(S) ¹: 1							1	28,438	4		7.1	293	0	0	293		
Illinois Total:					1	28,438	0	0	4	0	7.1	293	0	0	293		
<u>Indiana</u>																	
OTHER SITE(S) ¹: 1							1	19,198	4		3.3	148	0	0	148		
Indiana Total:					1	19,198	0	0	4	0	3.3	148	0	0	148		
<u>Louisiana</u>																	
OTHER SITE(S) ¹: 4							1	37,349	3	24,850	19	7	10.1	1,235	0	0	1,235
Louisiana Total:					1	37,349	3	24,850	19	7	10.1	1,235	0	0	1,235		
<u>Maryland</u>																	
OTHER SITE(S) ¹: 1							3	45,082	9	9	8.1	316	0	0	316		
Maryland Total:					3	45,082	0	0	9	9	8.1	316	0	0	316		
<u>Massachusetts</u>																	
MCRC Chicopee Hsng	USMC Reserve	Chicopee			153	594,798			84	84	65.1						
MCRC Westover	USMC Reserve	Chicopee		01022	1	51,247			12	12	10.4	403	0	0	403		
Massachusetts Total:					154	646,045	0	0	95	95	75.5	403	0	0	403		
<u>Michigan</u>																	

¹ US Locations that do not meet criteria of at least ten (10) Acres AND at least \$10M PRV. US Territories and Non-US Locations that do not meet criteria of at least ten (10) Acres OR at least \$10M PRV.

DEPARTMENT OF DEFENSE - USMC
Base Structure Report - As Of 30 Sept 04

SITE	COMPONENT	NAME NEAREST CITY	PHONE	ZIP CODE	BLDGS OWNED	BLDGS OWNED SQFT	BLDGS LEASED	BLDGS LEASED SQFT	TOTAL ACRES	ACRES OWNED	PRV (\$M)	MIL	CIV	OTHER	TOTAL	
OTHER SITE(S) ¹ : 1							1	106,932	3		20.3	390	12	0	402	
Michigan Total:					0	0	1	106,932	3	0	20.3	390	12	0	402	
Missouri																
MCSPTACT Kansas City	USMC Active	Kansas City			21	303,575	8	67,149	100	18	77.7	1,283	133	0	1,416	
MCSPTACT Kansas City (Family Housing)	USMC Active	Belton			239	614,881			81	81	58.4					
Missouri Total:					260	918,456	8	67,149	181	99	136.1	1,283	133	0	1,416	
New York																
MCRC Syracuse	USMC Reserve	Syracuse			4	22,453			264	264	11.5	429	0	0	429	
OTHER SITE(S) ¹ : 3							231	590,524	7	7	111.3	908	138	0	1,046	
New York Total:					235	612,977	0	0	271	271	122.8	1,337	138	0	1,475	
North Carolina																
MCAS Cherry Point	USMC Active	Cherry Point	252-466-2811	28533	2,054	10,931,736			13,149	11,560	2,466.5	8,996	5,928	0	14,924	
MCAS Cherry Point (ALF Bogue)	USMC Active	Bogue			25	48,437			837	837	67.8					
MCAS Cherry Point (MCAS-H Oak Grove)	USMC Active	Pollocksville			5	5,560			976	976	35.3					
MCAS Cherry Point (OLF Atlantic)	USMC Active	Atlantic			8	18,681			1,473	1,469	40.1					
MCAS Cherry Point (Point Of Marsh Target)	USMC Active	Atlantic			7	20,058			12,460	12,460	12.2					
MCB Camp Lejeune	USMC Active	Camp Lejeune	910-451-1113	28542	4,088	21,410,790	1	8,000	154,687	124,019	4,863.0	36,429	3,672	0	40,101	
MCB Camp Lejeune (MCAS New River)	USMC Active	Camp Lejeune		28542	758	3,521,206			3,728	2,772	888.8	5,402	283	0	5,685	
OTHER SITE(S) ¹ : 8							11	39,643	1	81	225	225	6.8	144	0	144
North Carolina Total:					6,956	35,996,111	2	8,081	187,536	154,319	8,380.4	50,971	9,883	0	60,854	
Ohio																
MCRC Brook Park	USMC Reserve	Brook Park			4	55,186			11	11	10.3	217	0	0	217	
Ohio Total:					4	55,186	0	0	11	11	10.3	217	0	0	217	
Pennsylvania																
OTHER SITE(S) ¹ : 4							10	133,044		11	8	29.1	566	0	0	566
Pennsylvania Total:					10	133,044	0	0	11	8	29.1	566	0	0	566	
Puerto Rico																
MCRC San Juan	USMC Reserve	San Juan			4	111,421			23	23	42.4	85	0	0	85	

¹ US Locations that do not meet criteria of at least ten (10) Acres AND at least \$10M PRV. US Territories and Non-US Locations that do not meet criteria of at least ten (10) Acres OR at least \$10M PRV.

DEPARTMENT OF DEFENSE - USMC
Base Structure Report - As Of 30 Sept 04

SITE	COMPONENT	NAME NEAREST CITY	PHONE	ZIP CODE	BLDGS OWNED	BLDGS OWNED SQFT	BLDGS LEASED	BLDGS LEASED SQFT	TOTAL ACRES	ACRES OWNED	PRV (\$M)	MIL	CIV	OTHER	TOTAL
Puerto Rico Total:					4	111,421	0	0	23	23	42.4	85	0	0	85
<u>South Carolina</u>															
MCAS Beaufort	USMC Active	Beaufort	843-228-7100	29904	274	2,297,298	2	803	6,482	5,853	906.3	1,075	683	0	1,758
MCAS Beaufort (L B Housing)	USMC Active	Laurel Bay			10	45,688	1	38,923	753	753	56.5				
MCRD Beaufort Parris Island	USMC Active	Parris Island	843-228-3721	29905	334	3,491,726			8,080	8,047	1,042.4	6,008	799	0	6,807
OTHER SITE(S)¹: 3					10	74,975			345	345	13.4	14	0	0	14
South Carolina Total:					628	5,909,687	3	39,726	15,660	14,998	2,018.7	7,097	1,482	0	8,579
<u>Tennessee</u>															
OTHER SITE(S)¹: 1					3	26,056			6	6	5.1	220	0	0	220
Tennessee Total:					3	26,056	0	0	6	6	5.1	220	0	0	220
<u>Texas</u>															
OTHER SITE(S)¹: 2					4	48,407			462	462	8.2	103	1	0	104
Texas Total:					4	48,407	0	0	462	462	8.2	103	1	0	104
<u>Virginia</u>															
HQBN HQMC Arlington	USMC Active	Arlington	703-614-1235	22214	9	105,635			24	24	82.8	4,858	1,168	0	6,026
MCB Quantico	USMC Active	Quantico	703-784-2121	22134	1,337	7,060,168			60,534	60,530	1,704.8	6,095	3,084	0	9,179
OTHER SITE(S)¹: 4					50	714,053			16	16	177.5	1,259	39	0	1,298
Virginia Total:					1,396	7,879,856	0	0	60,574	60,570	1,965.0	12,212	4,291	0	16,503
<u>Washington</u>															
OTHER SITE(S)¹: 1					5	32,042			12	12	6.8	147	0	0	147
Washington Total:					5	32,042	0	0	12	12	6.8	147	0	0	147
US/US Territories:					19,622	122,310,698	330	2,081,558	2,271,147	2,167,773	33,313.2	155,701	30,295	0	185,996

¹ US Locations that do not meet criteria of at least ten (10) Acres AND at least \$10M PRV. US Territories and Non-US Locations that do not meet criteria of at least ten (10) Acres OR at least \$10M PRV.

DEPARTMENT OF DEFENSE - USMC
Base Structure Report - As Of 30 Sept 04

SITE	COMPONENT	NAME NEAREST CITY	PHONE	ZIP CODE	BLDGS OWNED	BLDGS OWNED SQFT	BLDGS LEASED	BLDGS LEASED SQFT	TOTAL ACRES	ACRES OWNED	PRV (\$M)	MIL	CIV	OTHER	TOTAL
Japan															
MCAS Iwakuni	USMC Active	Iwakuni	011-81-6117-53-	96310	245	935,246			6,567		1,767.4	2,742	1,035	839	4,616
MCB Camp S D Butler Okinawa (Asp 2-6022)	USMC Active	Koza			10	13,000			657		11.2				
MCB Camp S D Butler Okinawa (Camp Courtney-6029)	USMC Active	Tengan			86	317,696	1	160	333		523.8	569	0	0	569
MCB Camp S D Butler Okinawa (Camp Foster-6044)	USMC Active	Zukeran			1,640	3,754,832			1,588		1,942.7	631	0	0	631
MCB Camp S D Butler Okinawa (Camp Fuji Japan-3127)	USMC Active	Camp Fuji			40	70,237	1	2,210	291		223.0	56	101	0	157
MCB Camp S D Butler Okinawa (Camp Gonsalves)	USMC Active	Henoko Okinawa			22	17,881			19,356		17.1				
MCB Camp S D Butler Okinawa (Camp Hansen-6011)	USMC Active	Onna Okinawa			140	619,072			12,647		1,033.8	2,574	0	0	2,574
MCB Camp S D Butler Okinawa (Camp Kinser-6056)	USMC Active	Makiminato Okinawa			162	3,421,522			676		1,431.6				
MCB Camp S D Butler Okinawa (Camp Lester-6043)	USMC Active	Chatan Okinawa			163	645,875			169		306.2	819	110	317	1,246
MCB Camp S D Butler Okinawa (Camp Mctureous-6031)	USMC Active	Tengan			6	82,127			94		203.0				
MCB Camp S D Butler Okinawa (Camp Schwab-6009)	USMC Active	Henoko Okinawa			102	388,858			5,097		463.2				
MCB Camp S D Butler Okinawa (Fuji Maneuver JA-3183)	USMC Active	Camp Fuji							33,092						
MCB Camp S D Butler Okinawa (Gimbaru Trn Area-6017)	USMC Active	Onna Okinawa			2	1,968			149		1.6				
MCB Camp S D Butler Okinawa (Henoko Ammo Area-6010)	USMC Active	Henoko Okinawa			52	138,932			300		101.2				
MCB Camp S D Butler Okinawa (Ie Jima Aux Airfield)	USMC Active	Henoko Okinawa			16	27,706			1,981		20.7				
MCB Camp S D Butler Okinawa (Kin Blue Beach-6020)	USMC Active	Onna Okinawa							94		1.4				
MCB Camp S D Butler Okinawa (MCAS Futenma-6051)	USMC Active	Futemma			228	1,092,889			1,187		813.8	3,259	35	8	3,302
MCB Camp S D Butler Okinawa (Yomitan-6027)	USMC Active	Sobe							467						
OTHER SITE(S) ¹: 7							12	28,172	23		9.2	6,469	3,390	2,472	12,331
Japan Total:					2,914	11,527,841	14	30,542	84,769	0	8,870.7	17,119	4,671	3,636	25,426
Kenya															
OTHER SITE(S) ¹: 1					4	15,578					8.3	21	0	0	21
Kenya Total:					4	15,578	0	0	0	0	8.3	21	0	0	21

¹ US Locations that do not meet criteria of at least ten (10) Acres AND at least \$10M PRV. US Territories and Non-US Locations that do not meet criteria of at least ten (10) Acres OR at least \$10M PRV.

DEPARTMENT OF DEFENSE - USMC
Base Structure Report - As Of 30 Sept 04

SITE	COMPONENT	NAME NEAREST CITY	PHONE	ZIP CODE	BLDGS OWNED	BLDGS OWNED SQFT	BLDGS LEASED	BLDGS LEASED SQFT	TOTAL ACRES	ACRES OWNED	PRV (\$M)	MIL	CIV	OTHER	TOTAL
				OVERSEAS:	2,918	11,543,419	14	30,542	84,769		8,879.0	17,140	4,671	3,636	25,447
				Worldwide Totals:	22,540	133,854,116	344	2,112,100	2,355,916	2,167,773	42,192.2	172,841	34,966	3,636	211,443

¹ US Locations that do not meet criteria of at least ten (10) Acres AND at least \$10M PRV. US Territories and Non-US Locations that do not meet criteria of at least ten (10) Acres OR at least \$10M PRV.

DEPARTMENT OF DEFENSE - WHS

Base Structure Report - As Of 30 Sept 04

SITE	COMPONENT	NAME NEAREST CITY	PHONE	ZIP CODE	BLDGS OWNED	BLDGS OWNED SQFT	BLDGS LEASED	BLDGS LEASED SQFT	TOTAL ACRES	ACRES OWNED	PRV (\$M)	MIL	CIV	OTHER	TOTAL
<u>District of Columbia</u>															
Pentagon Reservation	WHS	Washington		22222	49	8,563,348			443	438	3,637.4	10,109	6,427	600	17,136
District of Columbia Total:					49	8,563,348	0	0	443	438	3,637.4	10,109	6,427	600	17,136
US/US Territories:					49	8,563,348			443	438	3,637.4	10,109	6,427	600	17,136
Worldwide Totals:					49	8,563,348			443	438	3,637.4	10,109	6,427	600	17,136

¹ US Locations that do not meet criteria of at least ten (10) Acres AND at least \$10M PRV. US Territories and Non-US Locations that do not meet criteria of at least ten (10) Acres OR at least \$10M PRV.

DEPARTMENT OF DEFENSE

Base Structure Report - As Of 30 Sept 04

X. STATE OWNED - ARMY NATIONAL GUARD

**State Owned - Army National Guard
Base Structure Report - As Of 30 Sept 04**

SITE	COMPONENT	NAME NEAREST CITY	PHONE	ZIP CODE	STATE BLDGS OWNED	STATE BLDGS OWNED SQFT	BLDGS LEASED	BLDGS LEASED SQFT	TOTAL ACRES	ACRES OWNED	PRV (\$M)	MIL	CIV	OTHER	TOTAL
Alabama															
AASF 02 Birmingham	Army Guard	Birmingham		35217					85	85	27.3				
AASF 3 Bates Field Mobile	Army Guard	Mobile		36608					35		14.7				
AFRC Birmingham	Army Guard	Birmingham		35209					26	26	17.7	1,159	418	0	1,577
Charles P Bailey Athens	Army Guard	Athens		35611					6	6	5.2	250	16	0	266
Cromwell Pickens Florence	Army Guard	Florence		35630					11	11	5.6	225	9	0	234
Eglin AFB Ft Walton Beach	Army Guard	Ft Walton Beach		32542	20	26,233			2,545		17.5				
Ft Sequoyah Fort Payne	Army Guard	Fort Payne		35067					20	20	5.1	114	9	0	123
Ft Whiting Mobile	Army Guard	Mobile		36605					33	33	7.8	272	3	0	275
Jackson M Balch Huntsville	Army Guard	Huntsville		35805					8	8	7.3	277	5	0	282
Julis W Hicks Enterprise	Army Guard	Enterprise		36330					14	14	6.0	202	10	1	213
Northport	Army Guard	Northport		35476					11	11	6.3	110	17	0	127
Oneonta	Army Guard	Oneonta		35121					10	10	5.2	119	5	0	124
R W Shepherd Hope Hull	Army Guard	Hope Hull		36043					62	62	18.8	331	74	0	405
S Ralph Terhune Birmingham	Army Guard	Birmingham		35217					8	8	11.1	258	2	0	260
Selma	Army Guard	Selma		36701					9	9	8.7	245	13	0	258
State Military Dept Montgomery	Army Guard	Montgomery		36109					66	66	40.5	41	10	0	51
Taylor Hardin Montgomery	Army Guard	Montgomery		36117					11	11	5.3	119	19	0	138
OTHER SITE(S)²: 117					228	2,111,084	3	14,282	889	847	306.7	11,214	573	1	11,788
Alabama Total:					248	2,137,317	3	14,282	3,849	1,228	516.9	14,936	1,183	2	16,121
Alaska															
NG Alcantra Armory Complex	Army Guard	Wasilla		99645					360	360	8.4	118	3	0	121
NG Bethel Arm OMS	Army Guard	Bethel		99559					21,252	21,248	6.1	87	2	0	89
NG Fairbanks Arm OMS	Army Guard	Fairbanks		99701					5		10.6	90	1	0	91
OTHER SITE(S)²: 30					31	218,555	1	1,500	24,335	86	103.7	349	21	0	370
Alaska Total:					31	218,555	1	1,500	45,952	21,694	128.9	644	27	0	671
Arizona															
Bellemont Armory	Army Guard	Bellemont		86015					15	15	5.9	126	10	0	136
Mesa Armory	Army Guard	Mesa		85201					5	5	7.3	324	2	0	326
Picacho Aviation TS	Army Guard	Picacho		85241					320	320	14.0				
Silver Bell Army Heliport	Army Guard	Marana		85653					161	161	74.6	684	175	24	883
Silverlake Readiness Center	Army Guard	Tucson		85713					10	10	7.0	135	3	0	138
Valencia Readiness Center	Army Guard	Tucson		85706					20	20	10.0	242	10	1	253
OTHER SITE(S)²: 18					48	297,458	1	4,982	91	78	59.4	1,145	10	0	1,155
Arizona Total:					48	297,458	1	4,982	621	608	178.2	2,656	210	25	2,891

² All Locations that do not meet criteria of at least five (5) Acres AND at least \$5M PRV.

**State Owned - Army National Guard
Base Structure Report - As Of 30 Sept 04**

SITE	COMPONENT	NAME NEAREST CITY	PHONE	ZIP CODE	STATE BLDGS OWNED	STATE BLDGS OWNED SQFT	BLDGS LEASED	BLDGS LEASED SQFT	TOTAL ACRES	ACRES OWNED	PRV (\$M)	MIL	CIV	OTHER	TOTAL	
Arkansas																
Benton	Army Guard	Benton		72015					11	11	5.1	138	0	0	138	
Camp Joseph T Robinson	Army Guard	North Little Rock		72199					32,814	32,814	390.9	1,881	434	668	2,983	
Russellville	Army Guard	Russellville		72801					13	13	5.2	136	10	0	146	
OTHER SITE(S)²: 68						167	1,224,040	2	2,800	326	326	174.4	5,912	87	0	5,999
Arkansas Total:						167	1,224,040	2	2,800	33,164	33,164	575.6	8,067	531	668	9,266
California																
Camp Morena	Army Guard	Campo		91906					62	62	12.3					
Fairfield	Army Guard	Fairfield		94535					5	5	7.7	59	0	3	62	
Fresno Avcrad Dakota	Army Guard	Fresno		93727					48		23.2	351	19	25	395	
Long Beach CSMS Stearns	Army Guard	Long Beach		90822					5	5	11.0	0	71	6	77	
Long Beach Redondo	Army Guard	Long Beach		90822					20	20	11.9	700	13	10	723	
MTA Camp San Luis Obispo	Army Guard	San Luis Obispo		93403					4,100	4,100	238.9	357	122	469	948	
Sacramento 58th	Army Guard	Sacramento		95819					6	6	7.0	201	7	0	208	
Sacramento Meadowview	Army Guard	Sacramento		95832					9	9	8.1	308	7	4	319	
Sacramento OTAG STARC	Army Guard	Sacramento		95827					8		21.9	496	423	253	1,172	
San Diego	Army Guard	San Diego		92111					18	18	10.8	849	8	2	859	
San Francisco	Army Guard	San Francisco		94132					8	8	8.1	220	7	0	227	
San Jose Hedding	Army Guard	San Jose		95110					6	6	7.8	189	8	0	197	
Stockton Armory OMS	Army Guard	Stockton		95206					10	10	10.3	105	9	0	114	
OTHER SITE(S)²: 112						209	1,718,230	4	55,826	478	374	353.0	10,568	269	29	10,866
California Total:						209	1,718,230	4	55,826	4,784	4,623	732.1	14,403	963	801	16,167
Colorado																
Aurora	Army Guard	Aurora		80012					6		8.9	124	8	2	134	
Buckley AFB	Army Guard	Aurora		80011	12	172,319			16	16	37.1					
Centennial	Army Guard	Centennial		80112					8	8	17.0	204	110	67	381	
Denver 1	Army Guard	Denver		80216			3	77,890	10		15.2	400	5	1	406	
Gypsum (HAATS)	Army Guard	Gypsum		81637					44		8.0	27	0	16	43	
Montrose	Army Guard	Montrose		81401					26		5.1	65	0	0	65	
Watkins	Army Guard	Watkins		80137					11		11.5	227	3	14	244	
OTHER SITE(S)²: 19						31	234,972	4	47,452	59	49	53.3	1,026	28	1	1,055
Colorado Total:						43	407,291	7	125,342	180	73	156.2	2,073	154	101	2,328
Connecticut																
Avcrad Groton	Army Guard	Groton		06340					24	24	49.8	351	68	2	421	
Camp Hartell	Army Guard	Windsor Locks		06096					59	59	30.7	477	92	5	574	
Camp Rowland	Army Guard	Niantic		06357					82	82	44.3	162	8	8	178	

² All Locations that do not meet criteria of at least five (5) Acres AND at least \$5M PRV.

State Owned - Army National Guard Base Structure Report - As Of 30 Sept 04

SITE	COMPONENT	NAME NEAREST CITY	PHONE	ZIP CODE	STATE BLDGS OWNED	STATE BLDGS OWNED SQFT	BLDGS LEASED	BLDGS LEASED SQFT	TOTAL ACRES	ACRES OWNED	PRV (\$M)	MIL	CIV	OTHER	TOTAL
Hartford Armory OMS 8A	Army Guard	Hartford		06105					6	6	59.0	363	115	85	563
New London Armory	Army Guard	New London		06320					8	8	6.9	121	10	1	132
Newtown Military Reservation	Army Guard	Newtown		06470					95	95	9.5				
Norwalk Armory OMS 9A	Army Guard	Norwalk		06850					12	12	6.8	122	2	1	125
Norwich Armory OMS 10	Army Guard	Norwich		06360					11	11	9.6	144	0	4	148
Southington Armory OMS 2	Army Guard	Southington		06489					10	10	5.1	139	5	1	145
Stones Ranch Military Res	Army Guard	East Lyme		06333					1,862	1,862	26.8	0	6	0	6
Stratford Armory OMS 9	Army Guard	Stratford		06497					10	10	8.1	319	9	1	329
OTHER SITE(S)²: 14					28	546,613	5	33,437	167	167	112.4	1,735	47	259	2,041
Connecticut Total:					28	546,613	5	33,437	2,346	2,346	369.0	3,933	362	367	4,662
Delaware															
Dagsboro	Army Guard	Dagsboro		19973					9	9	12.2	131	7	0	138
Duncan Armory AASF	Army Guard	New Castle		19720					15	15	14.5	148	0	1	149
Gov Bacon Health Ctr	Army Guard	Delaware City		19706					10	10	7.3	230	1	0	231
Stern Armory	Army Guard	Wilmington		19804					15	15	7.0	68	13	0	81
TS BBTS	Army Guard	Bethany Beach		19930					97	97	21.4	46	6	4	56
Wilmington	Army Guard	Wilmington		19808					15	15	14.3	159	87	25	271
OTHER SITE(S)²: 7					17	172,953	0	0	31	31	32.2	784	13	4	801
Delaware Total:					17	172,953	0	0	192	192	109.1	1,566	127	34	1,727
District of Columbia															
D.C. Armory	Army Guard	Washington		20003					10	10	97.7	1,276	133	142	1,551
OTHER SITE(S)²: 1							1	6,500			19.8				
District of Columbia Total:					0	0	1	6,500	10	10	117.5	1,276	133	142	1,551
Florida															
Bradenton, L C Bolyard NGA	Army Guard	Bradenton		34208					9		5.1	88	1	0	89
Brooksville NGA	Army Guard	Brooksville		34609					19		22.8	113	0	1	114
Jacksonville, Cecil Field	Army Guard	Jacksonville		32215					7		35.9	489	70	8	567
Jacksonville, M C Snyder NGA	Army Guard	Jacksonville		32221					25		6.1	317	14	0	331
Miami, R A Ballard NGA	Army Guard	Miami		33127					6	6	8.2	433	14	0	447
MTC Camp Blanding	Army Guard	Starke		32091					72,000	72,000	325.2	1,118	99	416	1,633
Pensacola (Ellyson Field)	Army Guard	Pensacola		32514					11		7.4	240	6	0	246
St Augustine R F Ensslin NGA	Army Guard	St Augustine		32086					18	18	13.0	482	204	436	1,122
St Augustine, St Francis Brks	Army Guard	St Augustine		32084					7	7	9.4				
Tallahassee, H W McMillan NGA	Army Guard	Tallahassee		32311					19		6.2	202	9	0	211
Tampa, Ft H W Hesterly	Army Guard	Tampa		33606					11	10	17.0	519	13	0	532
West Palm Beach, AFRC	Army Guard	West Palm Beach		33406					19		9.6	298	9	0	307

² All Locations that do not meet criteria of at least five (5) Acres AND at least \$5M PRV.

**State Owned - Army National Guard
Base Structure Report - As Of 30 Sept 04**

SITE	COMPONENT	NAME NEAREST CITY	PHONE	ZIP CODE	STATE BLDGS OWNED	STATE BLDGS OWNED SQFT	BLDGS LEASED	BLDGS LEASED SQFT	TOTAL ACRES	ACRES OWNED	PRV (\$M)	MIL	CIV	OTHER	TOTAL
OTHER SITE(S)²: 49					113	1,043,472	10	31,799	471	102	154.3	5,143	192	2	5,337
Florida Total:					113	1,043,472	10	31,799	72,622	72,143	620.1	9,442	631	863	10,936
Georgia															
Atlanta	Army Guard	Atlanta		30316					74	74	34.4	23	72	360	455
Augusta	Army Guard	Augusta		30904					12	12	5.8	356	10	0	366
Barnesville	Army Guard	Barnesville		30204					26	26	10.9				
Columbus	Army Guard	Columbus		31902					7	7	5.9	241	12	0	253
Dobbins ARB	Army Guard	Marietta		30060	5	100,905			22	22	21.4				
Kennesaw	Army Guard	Kennesaw		30144					14	14	6.8	424	5	30	459
Macon RTI	Army Guard	Macon		31201			1	800	1,705	38	14.7	115	4	5	124
Oglethorpe Armory	Army Guard	Ellenwood		30049					32	32	11.0	558	155	2	715
Savannah	Army Guard	Savannah		31405					27	27	9.0	311	13	0	324
Winder Brw Arpt	Army Guard	Winder		30680					33	33	8.2	0	9	5	14
OTHER SITE(S)²: 59					112	880,921	1	1,400	545	545	136.0	5,659	106	0	5,765
Georgia Total:					117	981,826	2	2,200	2,497	830	264.0	7,687	386	402	8,475
Guam															
OTHER SITE(S)²: 1									1	1					
Guam Total:					0	0	0	0	1	1	0.0	0	0	0	0
Hawaii															
Ft Ruger	Army Guard	Honolulu		96816					337	337	52.9	386	110	136	632
Pu'Unene	Army Guard	Pu'Unene		96753					30	30	11.9				
Regional Training Institute	Army Guard	Waimanalo		96795	7	70,321			48	48	37.7				
TS Keaukaha Mii Res	Army Guard	Hilo		96720					509	509	43.4	269	8	15	292
Wahiawa	Army Guard	Wahiawa		96786					10	10	18.6	508	5	2	515
OTHER SITE(S)²: 13					32	192,973			6,933	6,933	71.0	443	5	13	461
Hawaii Total:					39	263,294	0	0	7,867	7,867	235.4	1,606	128	166	1,900
Idaho															
Gowen Field Boise	Army Guard	Boise		83705	119	970,762	3	17,564	570	570	337.1				
Orchard Range TS Boise	Army Guard	Boise		83707	31	52,152	8	10,325	138,551	138,551	98.4	0	86	0	86
OTHER SITE(S)²: 35					83	507,059	1	100	75,935	75,935	155.2	1,593	34	5	1,632
Idaho Total:					233	1,529,973	12	27,989	215,056	215,056	590.7	1,593	120	5	1,718
Illinois															
Bartonville (Peoria JAFRC)	Army Guard	Bartonville		61607					27	27	39.2	413	18	0	431

² All Locations that do not meet criteria of at least five (5) Acres AND at least \$5M PRV.

State Owned - Army National Guard

Base Structure Report - As Of 30 Sept 04

SITE	COMPONENT	NAME NEAREST CITY	PHONE	ZIP CODE	STATE BLDGS OWNED	STATE BLDGS OWNED SQFT	BLDGS LEASED	BLDGS LEASED SQFT	TOTAL ACRES	ACRES OWNED	PRV (\$M)	MIL	CIV	OTHER	TOTAL
Beardstown Armory	Army Guard	Beardstown		62618					9	9	8.0	72	0	0	72
Bloomington Armory OMS	Army Guard	Bloomington		61701					11	11	16.7	175	3	0	178
Chicago (Calumat Ave Armory)	Army Guard	Chicago		60616					5	5	29.1	428	1	0	429
Chicago,Gen Jones Armory OMS	Army Guard	Chicago		60615					6	6	72.8	590	6	0	596
Crestwood Armory OMS	Army Guard	Crestwood		60445					18	18	25.0	467	6	0	473
Decatur AASF#1	Army Guard	Decatur		62521					10	10	21.5	8	24	0	32
Decatur Armory OMS	Army Guard	Decatur		62521					12	12	11.1	253	6	3	262
East St Louis Armory OMS	Army Guard	East St Louis		62205					7	7	15.4	129	5	0	134
Galva Armory	Army Guard	Galva		61434					6	6	7.2	121	0	0	121
Kankakee (Cpt Stefanich Jafrc)	Army Guard	Kankakee		60901					11	11	9.1	241	2	0	243
Machesney Park Armory	Army Guard	Machesney Park		61115					12		22.6	151	5	0	156
Macomb Armory	Army Guard	Macomb		61455					7	7	10.1	115	2	0	117
Marion Armory and OMS	Army Guard	Marion		62959					11	11	16.7	120	6	0	126
Marseilles (MTA Tng Area)	Army Guard	Marseilles		61341					2,814	2,814	53.9	132	7	100	239
Mattoon Armory OMS	Army Guard	Mattoon		61938					7	7	10.8	131	4	0	135
North Riverside Armory	Army Guard	North Riverside		60546					10	10	25.5				
Peoria AASF # 3	Army Guard	Peoria		61607					44	44	28.9				
Quad Cities NG Armory OMS	Army Guard	Milan		61264					25	25	12.7	235	7	0	242
Quincy Armory and OMS	Army Guard	Quincy		62301					6	6	12.1	105	4	0	109
Sparta Armory	Army Guard	Sparta		62286					11	11	6.2	138	0	0	138
Springfield (TS Cp Lincoln)	Army Guard	Springfield		62702					160	160	92.7	1,191	297	102	1,590
Urbana Armory OMS	Army Guard	Urbana		61801					22	22	20.1	277	9	0	286
Woodstock Armory	Army Guard	Woodstock		60098					13	13	8.9	131	0	0	131
OTHER SITE(S)²: 30					51	1,374,204			74	74	317.2	3,533	57	4	3,594
Illinois Total:					51	1,374,204	0	0	3,339	3,327	893.7	9,156	469	209	9,834

Indiana

Evansville	Army Guard	Evansville		47715					20	20	29.9	543	6	3	552
Fort Wayne	Army Guard	Fort Wayne		46818					21	21	11.6	532	7	2	541
Gary	Army Guard	Gary		46402					15	15	8.7	233	12	1	246
Indianapolis	Army Guard	Indianapolis		46241					12	12	19.8				
Indianapolis	Army Guard	Indianapolis		46241					68	68	21.3	1,207	3	6	1,216
Jasper	Army Guard	Jasper		47546					6	6	6.0	190	6	1	197
Lafayette	Army Guard	Lafayette		47905					16	16	7.7	119	5	1	125
Muncie	Army Guard	Muncie		47303					16	16	6.2	509	4	1	514
New Albany	Army Guard	New Albany		47150					9	9	5.4	367	8	1	376
Raytheon Inpls Intl Airport	Army Guard	Indianapolis		46241			1	51,600	6		11.9	17	0	0	17
Shelbyville	Army Guard	Shelbyville		46176					58	58	20.7	483	0	4	487
South Bend	Army Guard	South Bend		46613					16	16	9.5	171	0	2	173
Stout Field Indianapolis	Army Guard	Indianapolis		46241					18	18	61.3	967	392	81	1,440

² All Locations that do not meet criteria of at least five (5) Acres AND at least \$5M PRV.

**State Owned - Army National Guard
Base Structure Report - As Of 30 Sept 04**

SITE	COMPONENT	NAME NEAREST CITY	PHONE	ZIP CODE	STATE BLDGS OWNED	STATE BLDGS OWNED SQFT	BLDGS LEASED	BLDGS LEASED SQFT	TOTAL ACRES	ACRES OWNED	PRV (\$M)	MIL	CIV	OTHER	TOTAL
OTHER SITE(S)²: 68					143	1,177,353	5	36,293	302	302	206.6	5,329	103	100	5,532
Indiana Total:					143	1,177,353	6	87,893	581	576	426.5	10,667	546	203	11,416
Iowa															
Boone Armory OMS AASF	Army Guard	Boone		50036					28	22	24.0	216	31	0	247
Cedar Rapids Armory OMS	Army Guard	Cedar Rapids		52404					15	5	12.5	279	14	0	293
Centerville Armory	Army Guard	Centerville		52544					8	8	5.2	76	0	0	76
Chariton Armory OMS	Army Guard	Chariton		50049					5	5	11.7	61	6	0	67
Council Bluffs Armory OMS	Army Guard	Council Bluffs		51503					42	42	10.8	277	5	0	282
Davenport AASF	Army Guard	Davenport		52804					16	12	17.9	102	0	0	102
Dubuque Armory	Army Guard	Dubuque		52002					22	22	8.4	266	0	0	266
Estherville Armory	Army Guard	Estherville		51334					6	6	10.4	69	0	0	69
Fairfield Armory	Army Guard	Fairfield		52556					5	5	7.3	196	2	0	198
Fort Dodge Armory OMS	Army Guard	Fort Dodge		50501					7	7	6.4	137	5	0	142
Mason City Armory OMS	Army Guard	Mason City		50401					13	13	8.9	169	6	0	175
Oskaloosa Armory	Army Guard	Oskaloosa		52577					10	10	5.5	98	1	0	99
Sioux City Armory OMS	Army Guard	Sioux City		51110					11	6	7.0	236	7	1	244
Waterloo Armory AASF	Army Guard	Waterloo		50701					30		16.3	198	41	0	239
Waterloo Armory OMS	Army Guard	Waterloo		50703					6	5	5.9	178	2	0	180
OTHER SITE(S)²: 36					103	819,504	1	2,380	204	203	128.1	2,879	71	2	2,952
Iowa Total:					103	819,504	1	2,380	429	371	286.0	5,437	191	3	5,631
Kansas															
Hutchinson Armory	Army Guard	Hutchinson		67501					7	7	7.9	238	12	1	251
Kansas City Armory	Army Guard	Kansas City		66102					20	5	12.1	611	9	4	624
Lenexa Armory	Army Guard	Lenexa		66219					7	7	5.9	194	0	1	195
Salina KS Training Center	Army Guard	Salina		67401					55	48	60.8	0	0	4	4
Salina Smoky Hill Maj Tng Area	Army Guard	Salina		67401	28	14,436			3,540	3,540	9.2				
Topeka Forbes Field	Army Guard	Topeka		66619	5	118,722			30	30	29.1				
Topeka Armory	Army Guard	Topeka		66611					11	11	12.6	834	136	2	972
Topeka SDB	Army Guard	Topeka		66611					34	34	9.0	70	2	77	149
Topeka SDB Annex	Army Guard	Topeka		66611					20	20	14.7	0	39	3	42
Wichita South Armory	Army Guard	Wichita		67217					6	6	5.5	406	6	0	412
OTHER SITE(S)²: 54					152	937,901	2	20,290	673	671	139.2	3,677	101	24	3,802
Kansas Total:					185	1,071,059	2	20,290	4,404	4,379	306.0	6,030	305	116	6,451
Kentucky															
Frankfort Boone NG Center	Army Guard	Frankfort		40601			1	2,369	655	655	75.3	927	151	102	1,180
Lexington Armory	Army Guard	Lexington		40510					18	18	5.6	315	6	3	324

² All Locations that do not meet criteria of at least five (5) Acres AND at least \$5M PRV.

**State Owned - Army National Guard
Base Structure Report - As Of 30 Sept 04**

SITE	COMPONENT	NAME NEAREST CITY	PHONE	ZIP CODE	STATE BLDGS OWNED	STATE BLDGS OWNED SQFT	BLDGS LEASED	BLDGS LEASED SQFT	TOTAL ACRES	ACRES OWNED	PRV (\$M)	MIL	CIV	OTHER	TOTAL
Louisville Armory	Army Guard	Louisville		40217					12	12	8.0	424	9	2	435
Owensboro Armory	Army Guard	Owensboro		42301					7	7	6.6	113	0	3	116
Springfield Armory	Army Guard	Springfield		40069					7	7	5.0	46	0	0	46
W.H. Ford Regional Tng Ctr	Army Guard	Greenville		42345					9,000	9,000	125.5	183	62	21	266
OTHER SITE(S)² : 57					137	871,576	3	12,644	1,911	1,653	142.6	5,067	53	51	5,171
Kentucky Total:					137	871,576	4	15,013	11,609	11,352	368.6	7,075	281	182	7,538
Louisiana															
AASF 2 Esler Field	Army Guard	Pineville		71360					1,991		35.7	201	35	0	236
Beauregard Training Range	Army Guard	Pineville		71360					12,888	12,888	12.6				
Camp Cook	Army Guard	Ball		71405					38	38	21.4	162	0	1	163
Camp Villere	Army Guard	Slidell		70460					1,707	1,707	29.6	199	6	18	223
Carville Gillis Long Center	Army Guard	Carville		70721					366	366	111.3	395	1	317	713
Jackson Bks	Army Guard	New Orleans		70146					113	113	104.4	1,358	220	93	1,671
Lafayette	Army Guard	Lafayette		70508					6		9.0	337	7	0	344
Monroe	Army Guard	Monroe		71210					10		6.7	211	7	0	218
New Orleans	Army Guard	New Orleans		70126					10		19.5	267	32	0	299
SMR Camp Beauregard	Army Guard	Pineville		71360					728	728	143.7	694	187	448	1,329
OTHER SITE(S)² : 55					251	1,266,197	0	0	293	204	188.1	5,660	77	0	5,737
Louisiana Total:					251	1,266,197	0	0	18,151	16,044	682.0	9,484	572	877	10,933
Maine															
Bangor TS	Army Guard	Bangor		04401	15	215,198			16	16	51.4				
Belfast Armory	Army Guard	Belfast		04915					48	48	32.4	66	0	2	68
Bog Brook Riley TS	Army Guard	Bethel		04217	27	27,715			10,048	10,048	11.5	4	0	0	4
Camp Keyes TS	Army Guard	Augusta		04333					38	38	66.6	345	145	69	559
Caswell TS	Army Guard	Caribou		04750					860	860	7.2	0	2	0	2
Deepwoods TS	Army Guard	Old Town		04468					711,000	711,000	57.5	0	2	0	2
Lewiston AFRC	Army Guard	Lewiston		04240					6	6	5.8	185	1	0	186
Portland Armory OMS	Army Guard	Portland		04103					9	9	16.0	27	9	3	39
Solman State Armory	Army Guard	Caribou		04736					6	6	7.5				
OTHER SITE(S)² : 24					94	399,764			5,885	5,885	100.3	1,425	37	117	1,579
Maine Total:					136	642,677	0	0	727,916	727,916	356.1	2,052	196	191	2,439
Maryland															
BG (MD) Randolph Millholland	Army Guard	Hagerstown		21740					33	33	7.0	131	9	0	140
BG Thomas B. Baker	Army Guard	Ellicott City		21043					6	6	5.5	155	1	0	156
Co NG Steny Hoyer Armory	Army Guard	Cheltenham		20623					14	14	6.5	140	7	0	147
CSM Blair Lee Crockett	Army Guard	Salisbury		21801					10	10	6.3	256	8	0	264

² All Locations that do not meet criteria of at least five (5) Acres AND at least \$5M PRV.

**State Owned - Army National Guard
Base Structure Report - As Of 30 Sept 04**

SITE	COMPONENT	NAME NEAREST CITY	PHONE	ZIP CODE	STATE BLDGS OWNED	STATE BLDGS OWNED SQFT	BLDGS LEASED	BLDGS LEASED SQFT	TOTAL ACRES	ACRES OWNED	PRV (\$M)	MIL	CIV	OTHER	TOTAL
CSM Jerome M. Grollman	Army Guard	Dundalk		21222					8	8	7.1	312	10	0	322
CW4 Melvin Sherr	Army Guard	Parkville		21236					16	16	7.4	324	1	0	325
Havre de Grace Military Res	Army Guard	Havre de Grace		21078					65	65	35.8	264	94	10	368
MG (Brevet) John R. Kenly	Army Guard	Greenbelt		20770					8	8	5.6	194	0	0	194
MG George M. Gelston	Army Guard	Silver Spring		20904					14	14	5.2	183	7	0	190
MG Harry C. Ruhl	Army Guard	Towson		21204					7	7	12.9	240	2	0	242
MTA Camp Fretterd	Army Guard	Reisterstown		21136					592	592	85.3	514	27	104	645
MTA Gunpowder Military Reserva	Army Guard	Glen Arm		21057					240	240	12.6	127	0	0	127
Pikesville Mil Res	Army Guard	Pikesville		21208					15	15	36.6	495	11	0	506
OTHER SITE(S)²: 23					70	908,673			1,254	1,254	152.5	2,986	231	3	3,220
Maryland Total:					70	908,673	0	0	2,282	2,282	386.2	6,321	408	117	6,846
Massachusetts															
Brockton	Army Guard	Brockton		02401					8	8	5.7	267	11	0	278
Devens	Army Guard	Ayer		01433					64	64	26.3				
MTA Camp Curtis Guil	Army Guard	Reading		01867					680	680	22.2	424	18	15	457
OTHER SITE(S)²: 55					102	1,773,077	3	57,675	58	58	373.1	5,743	199	180	6,122
Massachusetts Total:					102	1,773,077	3	57,675	811	811	427.4	6,434	228	195	6,857
Michigan															
Bay City	Army Guard	Bay City		48706					12	12	7.6	157	1	1	159
Detroit Artillery	Army Guard	Detroit		48237					82	82	21.7				
Detroit Light Guard	Army Guard	Detroit		48234					8	8	18.9	652	3	3	658
Detroit Olympia	Army Guard	Detroit		48208					10	10	10.0	216	0	0	216
Grand Ledge AASF	Army Guard	Grand Ledge		48837					39	39	27.0	442	65	2	509
Grand Ledge Hangar	Army Guard	Grand Ledge		48837					29	29	11.9	0	26	1	27
Howell	Army Guard	Howell		48843					6	6	7.8	117	0	0	117
Ishpeming	Army Guard	Ishpeming		49849					8	8	7.0	139	20	1	160
Jackson	Army Guard	Jackson		49202					32	32	20.8	149	1	1	151
Kalamazoo	Army Guard	Kalamazoo		49009					43	43	5.5	276	1	1	278
Lansing Artillery	Army Guard	Lansing		48913					27	27	8.1	378	83	1	462
Lansing CSMS	Army Guard	Lansing		48913					18	18	12.5	0	52	3	55
Lansing Headquarters	Army Guard	Lansing		48913					6	6	18.0	397	127	63	587
Lansing USPFO	Army Guard	Lansing		48913					6	6	9.0				
Manistee	Army Guard	Manistee		49660					5	5	5.6	63	1	0	64
Marquette	Army Guard	Marquette		49855					6	6	6.0	150	8	1	159
Midland	Army Guard	Midland		48640					12	12	7.0	142	13	1	156
Montague	Army Guard	Montague		49437					10	10	8.3	162	7	1	170
MTC-H Camp Grayling	Army Guard	Grayling		49738					146,750	146,750	514.3	555	123	129	807
Pontiac	Army Guard	Pontiac		48053					10	10	5.4	182	0	1	183

² All Locations that do not meet criteria of at least five (5) Acres AND at least \$5M PRV.

**State Owned - Army National Guard
Base Structure Report - As Of 30 Sept 04**

SITE	COMPONENT	NAME NEAREST CITY	PHONE	ZIP CODE	STATE BLDGS OWNED	STATE BLDGS OWNED SQFT	BLDGS LEASED	BLDGS LEASED SQFT	TOTAL ACRES	ACRES OWNED	PRV (\$M)	MIL	CIV	OTHER	TOTAL
Saginaw	Army Guard	Saginaw		48601				6	6	5.8	111	0	0	111	
Sault Ste Marie	Army Guard	Sault Ste Mari		49783				9	9	6.8	183	11	1	195	
Taylor	Army Guard	Taylor		48180				17	17	12.9	347	3	1	351	
Wyoming	Army Guard	Wyoming		49509				10	10	18.8	647	17	1	665	
Ypsilanti	Army Guard	Ypsilanti		48197				9	9	12.3	260	19	1	280	
OTHER SITE(S)² : 33					102	609,934	1	1,200	181	181	144.9	2,364	33	11	2,408
Michigan Total:					102	609,934	1	1,200	147,351	147,351	933.8	8,089	614	225	8,928
Minnesota															
Bloomington NG Armory	Army Guard	Bloomington		55431				11	11	8.0	640	5	0	645	
Brainerd NG Armory	Army Guard	Brainerd		56401				9	9	7.3	242	0	0	242	
Camp Ripley	Army Guard	Little Falls		56345				53,000	53,000	731.9	1,024	235	239	1,498	
Cottage Grove NG Armory	Army Guard	Cottage Grove		55016				7	7	10.2	214	1	0	215	
Duluth NG Armory	Army Guard	Duluth		55811				207	207	9.3	395	3	0	398	
Holman Field AASF	Army Guard	St Paul		55107				8	4	22.1	560	4	0	564	
Minneapolis NG Armory	Army Guard	Minneapolis		55413				6	6	7.1	346	5	0	351	
Montevideo NG Armory	Army Guard	Montevideo		56265				44	44	7.7	53	5	0	58	
Moorhead NG Armory	Army Guard	Moorhead		56560				7	7	8.9	279	4	0	283	
Rochester NGA and OMS 2	Army Guard	Rochester		55901				408	408	8.1	373	7	0	380	
Rosemount NG Armory	Army Guard	Rosemount		55068				112	112	18.4	683	8	0	691	
Rosemount NG Maint Facility	Army Guard	Rosemount		55068				44	44	7.4	0	14	0	14	
Roseville NG Armory	Army Guard	Roseville		55113				7	7	7.6	532	6	0	538	
St Cloud NG Armory	Army Guard	St Cloud		56301				57	57	8.2	426	5	0	431	
OTHER SITE(S)² : 56					78	1,140,459	3	11,125	1,610	1,610	210.1	4,654	279	0	4,933
Minnesota Total:					78	1,140,459	3	11,125	55,537	55,532	1,072.3	10,421	581	239	11,241
Mississippi															
Bay Springs	Army Guard	Bay Springs		39422				5		7.7	88	0	0	88	
Brookhaven	Army Guard	Brookhaven		39601				15	15	5.9	54	6	0	60	
Crystal Springs	Army Guard	Crystal Springs		39059				13		5.1	120	0	0	120	
Greenville	Army Guard	Greenville		38703				20		5.2	124	0	0	124	
Gulfport AVCRAD	Army Guard	Gulfport		39505				54		36.9	358	77	25	460	
Hawkins Field	Army Guard	Jackson		39209				11		48.5	174	1	1	176	
Jackson	Army Guard	Jackson		39204				17		13.2	667	65	0	732	
Meridian	Army Guard	Meridian		39307				22		11.3	263	48	1	312	
Meridian RCTA	Army Guard	Meridian		39309	5	29,172		24	24	6.5					
Monticello	Army Guard	Monticello		39654				8		6.4	133	10	0	143	
Tago	Army Guard	Jackson		39202				10	10	13.6	465	199	82	746	
USPFO MS	Army Guard	Jackson		39208				35		11.2	3	15	1	19	
Vicksburg Station	Army Guard	Vicksburg		39183				10	10	7.2	118	0	0	118	

² All Locations that do not meet criteria of at least five (5) Acres AND at least \$5M PRV.

**State Owned - Army National Guard
Base Structure Report - As Of 30 Sept 04**

SITE	COMPONENT	NAME NEAREST CITY	PHONE	ZIP CODE	STATE BLDGS OWNED	STATE BLDGS OWNED SQFT	BLDGS LEASED	BLDGS LEASED SQFT	TOTAL ACRES	ACRES OWNED	PRV (\$M)	MIL	CIV	OTHER	TOTAL
OTHER SITE(S)² : 89					244	1,463,668	2	31,500	359	40	216.3	7,426	187	9	7,622
Mississippi Total:					249	1,492,840	2	31,500	602	99	394.9	9,993	608	119	10,720
Missouri															
Columbia	Army Guard	Columbia		65201				10	10	5.1	91	0	1	92	
Festus	Army Guard	Festus		63028				40	40	8.3	162	8	1	171	
Jefferson Bks St Louis	Army Guard	St Louis		63125				35	35	31.1	761	23	44	828	
Jefferson City	Army Guard	Jefferson City		65101				15	15	8.0	154	1	1	156	
Jefferson City AASF	Army Guard	Jefferson City		65101				17	17	9.7	8	0	10	18	
Kansas City	Army Guard	Kansas City		64129				8	8	16.3	829	8	13	850	
Lebanon	Army Guard	Lebanon		65536				6	6	5.4					
Macon	Army Guard	Macon		63552				19	19	7.4	122	0	0	122	
Macon TS	Army Guard	Macon		63552				6,304	6,304	5.6					
Poplar Bluff	Army Guard	Poplar Bluff		63901				10	10	8.0	179	11	3	193	
Springfield	Army Guard	Springfield		65802				16	16	10.0	269	12	7	288	
Springfield AVCRAD	Army Guard	Springfield		65803			1	5,742	35	35	31.7	417	102	38	557
TS Clark Natl Forest Wapp	Army Guard	Wappapello		63966				2,200	2,200	6.2					
TS Ike Skelton Jefferson City	Army Guard	Jefferson City		65101				770	770	84.5	854	368	317	1,539	
Whiteman AFB Knob Noster	Army Guard	Knob Noster		65305				5	83,993	18	18	17.5			
OTHER SITE(S)² : 59					127	1,165,258	3	47,055	909	905	207.8	4,567	112	82	4,761
Missouri Total:					132	1,249,251	4	52,797	10,412	10,408	462.5	8,413	645	517	9,575
Montana															
Billings AFRC	Army Guard	Billings		59101				16	16	25.5	374	1	0	375	
Butte	Army Guard	Butte		59701				5	5	5.3	149	1	2	152	
Great Falls Malmstrom AFB	Army Guard	Great Falls		59405		3	31,489	10	10	7.0					
Helena Armory (Attack Bn)	Army Guard	Helena		59601			6	179,472	55	55	59.2	432	49	0	481
Missoula	Army Guard	Missoula		59801				5	5	5.6	237	0	2	239	
OTHER SITE(S)² : 23					67	362,854			4,936	96	74.6	1,205	23	0	1,228
Montana Total:					70	394,343	6	179,472	5,027	187	177.2	2,397	74	4	2,475
Nebraska															
Kearney	Army Guard	Kearney		68847				29	29	9.7	173	10	0	183	
Lincoln 1776 Armory	Army Guard	Lincoln		68508				9	9	11.2	351	25	0	376	
Lincoln Complex	Army Guard	Lincoln		68508				14	14	21.2	67	91	32	190	
Lincoln CSMS USPFO	Army Guard	Lincoln		68524				19	19	14.6	26	56	0	82	
Omaha	Army Guard	Omaha		68106				6	6	8.8	162	0	2	164	
OTHER SITE(S)² : 28					70	544,145	1	2,500	158	158	90.3	1,599	52	44	1,695

² All Locations that do not meet criteria of at least five (5) Acres AND at least \$5M PRV.

State Owned - Army National Guard Base Structure Report - As Of 30 Sept 04

SITE	COMPONENT	NAME NEAREST CITY	PHONE	ZIP CODE	STATE BLDGS OWNED	STATE BLDGS OWNED SQFT	BLDGS LEASED	BLDGS LEASED SQFT	TOTAL ACRES	ACRES OWNED	PRV (\$M)	MIL	CIV	OTHER	TOTAL
Nebraska Total:					70	544,145	1	2,500	234	234	155.9	2,378	234	78	2,690
Nevada															
Fairview Complex	Army Guard	Carson City		89701					29	29	32.6	257	167	25	449
Floyd Edsall Training Center	Army Guard	North Las Vegas		89101				3,984	3,984	28.1	580	22	4	606	
Harry Reid Training Center	Army Guard	Reno		89506				48	48	59.2	470	11	3	484	
Henderson Complex	Army Guard	Henderson		89015				35	35	7.1	314	0	0	314	
South Carson Complex	Army Guard	Carson City		89701				13	13	14.5	2	1	0	3	
Stead Training Area	Army Guard	Reno-Stead		89506			1	3,234	395	395	11.5	117	2	3	122
OTHER SITE(S)²: 7					17	65,558			20	20	16.4	273	7	0	280
Nevada Total:					17	65,558	1	3,234	4,524	4,524	169.4	2,013	210	35	2,258
New Hampshire															
Hillsborough Readiness Center	Army Guard	Hillsborough		03244					10	10	17.8	0	4	0	4
Keene Readiness Center	Army Guard	Keene		03431					7	7	5.3				
Littleton Readiness Center	Army Guard	Littleton		03561					20	20	8.1	48	5	0	53
Manchester Readiness Center	Army Guard	Manchester		03101					8	8	67.0	512	11	0	523
Nashua Readiness Center	Army Guard	Nashua		03060					7	7	5.8	114	0	0	114
NH Army Aviation Support Fac	Army Guard	Concord		03301					27		29.8				
NH NG Training Site	Army Guard	Center Strafford		03815					105	105	19.5	83	0	51	134
NH Veteran's Cemetery	Army Guard	Boscawen		03303					104	104	90.5				
Portsmouth Readiness Center	Army Guard	Portsmouth		03801					5	5	5.9	114	0	0	114
Somersworth Readiness Center	Army Guard	Somersworth		03878					6	6	7.0	49	4	0	53
State Military Reservation	Army Guard	Concord		03301			1	10,317	43		59.7	530	153	0	683
OTHER SITE(S)²: 12					34	203,105			93	93	50.9	608	2	10	620
New Hampshire Total:					34	203,105	1	10,317	434	364	367.3	2,058	179	61	2,298
New Jersey															
Bordentown Armory OMS 17	Army Guard	Bordentown		08505					11	11	5.6	138	42	1	181
Bordentown CSMS A	Army Guard	Bordentown		08505					15	15	8.9	0	0	2	2
Cape May Armory OMS4	Army Guard	Cape May		08210					21	21	6.7	124	5	2	131
Cherry Hill Armory OMS	Army Guard	Cherry Hill		08002					9	9	9.6	307	6	2	315
Hackettstown Armory	Army Guard	Hackettstown		07840					16	16	5.5	75	0	2	77
Lawrenceville	Army Guard	Lawrenceville		08648					75	75	50.8	400	69	17	486
Morristown Armory OMS	Army Guard	Morristown		07960					43	43	22.4	363	7	2	372
Phillipsburg Armory OMS	Army Guard	Phillipsburg		08865					6	6	6.1	0	3	0	3
Riverdale Armory OMS	Army Guard	Riverdale		07457					7	7	8.8	272	9	2	283
Sea Girt NJ NGTC	Army Guard	Sea Girt		08750					277	277	69.2	456	13	0	469
Somerset Armory OMS	Army Guard	Somerset		08873					21	21	13.0	330	12	3	345
Teaneck Armory OMS1	Army Guard	Teaneck		07666					14	14	31.6	215	10	3	228

² All Locations that do not meet criteria of at least five (5) Acres AND at least \$5M PRV.

State Owned - Army National Guard Base Structure Report - As Of 30 Sept 04

SITE	COMPONENT	NAME NEAREST CITY	PHONE	ZIP CODE	STATE BLDGS OWNED	STATE BLDGS OWNED SQFT	BLDGS LEASED	BLDGS LEASED SQFT	TOTAL ACRES	ACRES OWNED	PRV (\$M)	MIL	CIV	OTHER	TOTAL
Toms River Armory OMS24	Army Guard	Toms River		08753					30	30	6.8	117	4	1	122
Trenton Mercer Aviation Armory	Army Guard	Trenton		08628					15		25.2	363	59	2	424
Vineland Armory OMS23	Army Guard	Vineland		08360					45	45	9.2	247	5	2	254
Warren Grove TS	Army Guard	Warren Grove		08005	2	12,174			57	57	9.3				
Washington Armory	Army Guard	Washington		07865					17	17	7.8				
West Orange Armory OMS CSMS	Army Guard	West Orange		07052					62	62	29.8	337	38	3	378
Westfield Armory OMS	Army Guard	Westfield		07090					13	13	16.2	275	7	2	284
OTHER SITE(S)²: 20					53	741,285			141	141	204.3	2,427	19	158	2,604
New Jersey Total:					55	753,459	0	0	894	879	546.8	6,446	308	204	6,958
<u>New Mexico</u>															
Albuquerque	Army Guard	Albuquerque		87123					17	17	7.9	485	12	50	547
Belen	Army Guard	Belen		87002					11	11	5.1	160	0	0	160
Clovis	Army Guard	Clovis		88102					12	12	6.4	232	10	0	242
Las Cruces	Army Guard	Las Cruces		88001					43	43	9.3	508	17	34	559
Onate Complex TS	Army Guard	Santa Fe		87505					313	313	51.8	611	147	88	846
Rio Rancho TS	Army Guard	Rio Rancho		87124					120	120	18.4	849	11	2	862
Santa Fe AASF	Army Guard	Santa Fe		87502			1	120	17	17	11.9	8	53	2	63
Springer	Army Guard	Springer		87747					40	40	5.5	59	11	0	70
TS Camp Luna	Army Guard	Las Vegas		87701					133	133	5.9	58	1	1	60
OTHER SITE(S)²: 23					38	577,079	6	29,080	429	429	100.3	1,387	13	371	1,771
New Mexico Total:					38	577,079	7	29,200	1,134	1,134	222.4	4,357	275	548	5,180
<u>New York</u>															
Albany AASF 3	Army Guard	Albany		12210					22	22	12.6				
Auburn Armory OMS 4	Army Guard	Auburn		13021					13	13	6.1	155	5	3	163
Camp Smith	Army Guard	Cortlandt Manor		10567					1,614	1,614	105.0	452	21	57	530
Geneseo Armory OMS 3	Army Guard	Geneseo		14454					18	18	10.4	103	5	0	108
Hancock Field Armory OMS 5	Army Guard	Syracuse		13211	5	114,423			30	30	21.1				
Horseheads Armory	Army Guard	Big Flats		14845					14	14	5.6	144	0	1	145
Kingston Armory OMS 7	Army Guard	Kingston		12401					19	19	17.3	0	7	3	10
Latham Complex State HQS	Army Guard	Latham		12110					42	42	30.5	854	221	282	1,357
Masten Ave Armory (65th Regt)	Army Guard	Buffalo		14204					10	10	53.8	684	23	3	710
Newburgh Armory	Army Guard	Newburgh		12550					12	12	14.0	204	1	2	207
Peekskill Armory	Army Guard	Peekskill		10566					22	22	15.6	264	55	0	319
Riverhead Armory	Army Guard	Riverhead		11901					6	6	5.7	17	0	0	17
Rochester Armory AASF OMS	Army Guard	Rochester		14624					25	25	27.6	529	11	0	540
Rochester Culver Rd Armory	Army Guard	Rochester		14620					11	11	17.0	57	0	0	57
Ronkonkoma Armory AASF OMS	Army Guard	Ronkonkoma		11779					20	20	19.4	197	11	0	208
Staten Island Armory	Army Guard	Staten Island		10314					20	20	11.4	419	6	0	425

² All Locations that do not meet criteria of at least five (5) Acres AND at least \$5M PRV.

State Owned - Army National Guard

Base Structure Report - As Of 30 Sept 04

SITE	COMPONENT	NAME NEAREST CITY	PHONE	ZIP CODE	STATE BLDGS OWNED	STATE BLDGS OWNED SQFT	BLDGS LEASED	BLDGS LEASED SQFT	TOTAL ACRES	ACRES OWNED	PRV (\$M)	MIL	CIV	OTHER	TOTAL
Troy Glenmore Rd Armory OMS 17	Army Guard	Troy		12180					13	13	13.5	596	13	0	609
Utica Armory OMS 6	Army Guard	Utica		13501					20	20	16.9	345	16	0	361
Valhalla Armory OMS 8	Army Guard	Mount Pleasant		10595					8	8	11.2	62	13	0	75
OTHER SITE(S)²: 48					90	2,830,662	1	70,000	653	637	504.0	6,425	196	87	6,708
New York Total:					95	2,945,085	1	70,000	2,591	2,575	918.7	11,507	604	438	12,549
North Carolina															
Goldsboro Armory	Army Guard	Goldsboro		27533					9	9	6.0	178	11	0	189
Greensboro	Army Guard	Greensboro		27401					14	14	6.3	203	9	0	212
High Point	Army Guard	High Point		27264					9	9	5.2	178	8	0	186
Morrisville	Army Guard	Morrisville		27560					35	35	47.7	691	87	5	783
MTA Camp Butner	Army Guard	Butner		27518				4,800	4,800	13.0	31	0	5	36	
MTA Ft Fisher AFS	Army Guard	Kure Beach		28449	8	34,111	3	12,564	6	6	7.4				
Raleigh	Army Guard	Raleigh		27607					58	58	23.4	543	318	45	906
Tarheel Challenge Academy	Army Guard	Clinton		28385					10	10	5.1				
OTHER SITE(S)²: 97					147	1,674,568			599	599	245.4	7,506	132	95	7,733
North Carolina Total:					155	1,708,679	3	12,564	5,541	5,541	359.6	9,330	565	150	10,045
North Dakota															
Bismarck AASF Complex	Army Guard	Bismarck		58504					34	34	27.7	274	31	9	314
Bismarck Fraire Barracks	Army Guard	Bismarck		58504					21	21	21.5	0	0	81	81
Bismarck RJB Complex	Army Guard	Bismarck		58501					87	87	39.9	705	162	5	872
Camp Grafton	Army Guard	Devils Lake		58301				12,923	10,677	160.1	410	64	39	513	
Fargo AFRC	Army Guard	Fargo		58102					19	19	27.8	338	0	3	341
Grand Forks Complex	Army Guard	Grand Forks		58201					25	25	9.1	0	10	0	10
Wahpeton AFRC	Army Guard	Wahpeton		58075					18		14.5	105	0	3	108
OTHER SITE(S)²: 32					42	63,525	19	303,034	1,113	1,100	63.9	1,028	31	0	1,059
North Dakota Total:					42	63,525	19	303,034	14,239	11,962	364.6	2,860	298	140	3,298
Ohio															
Beightler Armory	Army Guard	Columbus		43235					51	51	18.6				
Camp Perry Tng Site (MTA)	Army Guard	Port Clinton		43452					640	640	138.4	182	15	147	344
Cincinnati	Army Guard	Cincinnati		45229					6	6	6.4	280	1	1	282
Cincinnati	Army Guard	Cincinnati		45216					8	8	5.1	0	10	1	11
Cleveland	Army Guard	Cleveland		44128					14	14	8.6	354	6	1	361
Columbus (Howey)	Army Guard	Columbus		43211					9	9	6.0	217	15	1	233
Hamilton	Army Guard	Hamilton		45015					10	10	5.5	118	1	1	120
Kettering	Army Guard	Kettering		45430					10	10	6.2	407	8	0	415
Medina	Army Guard	Medina		44256					16	16	6.2	122	0	1	123

² All Locations that do not meet criteria of at least five (5) Acres AND at least \$5M PRV.

**State Owned - Army National Guard
Base Structure Report - As Of 30 Sept 04**

SITE	COMPONENT	NAME NEAREST CITY	PHONE	ZIP CODE	STATE BLDGS OWNED	STATE BLDGS OWNED SQFT	BLDGS LEASED	BLDGS LEASED SQFT	TOTAL ACRES	ACRES OWNED	PRV (\$M)	MIL	CIV	OTHER	TOTAL
Newark	Army Guard	Newark		43055					23	23	20.6	186	74	3	263
North Canton (Greensburg)	Army Guard	North Canton		44720					42	42	38.0	515	52	2	569
Stow	Army Guard	Stow		44224					8	8	8.2	372	12	1	385
Walbridge	Army Guard	Walbridge		43465					16	16	15.5	445	11	1	457
OTHER SITE(S)²: 46					86	929,301			336	336	140.5	4,686	277	153	5,116
Ohio Total:					86	929,301	0	0	1,189	1,189	423.7	7,884	482	313	8,679
Oklahoma															
23rd St. Readiness Center	Army Guard	Oklahoma City		73105					6	6	12.4	530	11	2	543
Enid Readiness Center	Army Guard	Enid		73702					6	6	6.9	225	7	1	233
Lexington AASF No 1	Army Guard	Lexington		73051					308	308	23.7	241	5	9	255
Norman CSMS	Army Guard	Norman		73069					101	101	15.6	0	58	1	59
Oklahoma Military Department	Army Guard	Oklahoma City		73111					58	58	27.0	540	249	68	857
Pryor Readiness Center	Army Guard	Pryor		74361					617	617	21.4	39	0	129	168
Sand Springs AFRC	Army Guard	Sand Springs		74107					15	15	18.4	825	11	5	841
Tulsa 15th St Readiness Center	Army Guard	Tulsa		74112					6	6	11.9				
Tulsa AASF No 2	Army Guard	Tulsa		74158					47	47	25.5				
OTHER SITE(S)²: 91					126	1,294,351	2	24,584	389	380	218.0	4,878	95	21	4,994
Oklahoma Total:					126	1,294,351	2	24,584	1,553	1,544	380.7	7,278	436	236	7,950
Oregon															
Anderson Readiness Center	Army Guard	Salem		97309					14		29.9	297	3	130	430
Bill Healey Armory	Army Guard	Bend		97702					6	6	8.0	125	0	8	133
Camp Withycombe Clackamas	Army Guard	Clackamas		97015					234	234	68.6	464	110	156	730
Central Oregon Readiness Ctr	Army Guard	Prineville		97754					39	39	5.3				
Hermiston Armory	Army Guard	Hermiston		97838					7	7	8.9	63	0	2	65
Kliever Memorial Armory	Army Guard	Portland		97211					14	14	17.9	359	15	3	377
Lagrande Armory	Army Guard	Lagrande		97850					7		8.3	247	0	2	249
Maison Armory	Army Guard	Tigard		97223					7	7	8.1	281	6	12	299
McNary Field Salem AASF	Army Guard	Salem		97302					73	14	26.8	224	30	35	289
Medford Armory OMS	Army Guard	Medford		97501					8	8	8.8	225	6	9	240
MTA Camp Rilea	Army Guard	Warrenton		97146					281,731	281,731	114.2	189	26	241	456
Owen Summers Bldg Salem HQ	Army Guard	Salem		97309					14		15.5	381	135	91	607
Pendleton AASF	Army Guard	Pendleton		97801					10		17.4	0	30	8	38
Pendleton Armory	Army Guard	Pendleton		97801					14		6.6	212	0	2	214
Salem Armory	Army Guard	Salem		97303					7	7	10.5	278	0	7	285
Salem OMS	Army Guard	Salem		97301					7		5.3	0	14	6	20
OTHER SITE(S)²: 33					99	670,273	2	42,621	200	172	129.6	3,314	14	165	3,493

² All Locations that do not meet criteria of at least five (5) Acres AND at least \$5M PRV.

**State Owned - Army National Guard
Base Structure Report - As Of 30 Sept 04**

SITE	COMPONENT	NAME NEAREST CITY	PHONE	ZIP CODE	STATE BLDGS OWNED	STATE BLDGS OWNED SQFT	BLDGS LEASED	BLDGS LEASED SQFT	TOTAL ACRES	ACRES OWNED	PRV (\$M)	MIL	CIV	OTHER	TOTAL
Oregon Total:					99	670,273	2	42,621	282,390	282,238	489.7	6,659	389	877	7,925
<u>Pennsylvania</u>															
Altoona	Army Guard	Altoona		16602				10	10	7.4	231	3	0	234	
Beaver Falls	Army Guard	Beaver Falls		15010				10	10	5.5	222	2	0	224	
Butler	Army Guard	Butler		16001				10	10	7.0	206	3	0	209	
Clearfield	Army Guard	Clearfield		16830				27	27	9.8	175	3	0	178	
Harrisburg	Army Guard	Harrisburg		17105				32	32	21.2	768	24	0	792	
Indiana	Army Guard	Indiana		15701				14	14	5.2					
Johnstown Airport	Army Guard	Johnstown		15904				8	8	13.1	528	1	0	529	
Johnstown Walters	Army Guard	Johnstown		15904				15	15	7.2	486	9	0	495	
Latrobe	Army Guard	Latrobe		15650				14	14	8.2	112	0	0	112	
Lewisburg	Army Guard	Lewisburg		17837				13	13	7.2	309	2	0	311	
Lock Haven	Army Guard	Lock Haven		17745				49	49	7.0	370	7	0	377	
Mt Pleasant	Army Guard	Mt Pleasant		15666				11	11	7.5	306	0	0	306	
New Castle	Army Guard	New Castle		16101				7	7	5.1	174	6	0	180	
Philadelphia Southampton	Army Guard	Philadelphia		19154				11	11	24.9	927	13	0	940	
Phoenixville	Army Guard	Phoenixville		19460				11	11	5.7	179	7	0	186	
Plymouth Meeting	Army Guard	Plymouth Meetin		19462				20	20	9.5	325	5	0	330	
Punxsutawney	Army Guard	Punxsutawney		15767				19	19	5.2	104	0	0	104	
Scranton NE Reg Maint Ctr	Army Guard	Scranton		18517				10	10	6.5	0	7	0	7	
Spring City Armory	Army Guard	Spring City		19475				57	57	5.7	229	3	0	232	
Washington	Army Guard	Washington		15301				11	11	8.6	230	57	0	287	
Wilkes Barre Kingston	Army Guard	Wilkes Barre		18704				13	13	19.8	411	8	0	419	
Williamsport	Army Guard	Williamsport		17701				16	16	8.9	198	5	0	203	
OTHER SITE(S)²: 81															
					143	1,488,310			493	493	267.9	8,046	122	0	8,168
Pennsylvania Total:					143	1,488,310	0	0	879	879	474.2	14,536	287	0	14,823
<u>Puerto Rico</u>															
Arecibo Armory	Army Guard	Arecibo		00612				7	7	6.3	182	1	0	183	
Army Aviation Support Facility	Army Guard	San Juan		00683				14	14	36.8					
Gurabo Armory	Army Guard	Gurabo		00778				13	13	6.5	324	1	0	325	
Hangar No. 21 Armory	Army Guard	San Juan		00908				23	23	19.4	471	8	0	479	
Hato Rey Armory	Army Guard	Hato Rey		00917				11	11	14.6	1,073	84	0	1,157	
Juana Diaz Armory	Army Guard			00795				19	19	5.8					
Mayaguez Armory	Army Guard	Mayaguez		00680				6	6	8.8	277	4	0	281	
Vega Baja Armory	Army Guard	Vega Baja		00693				15	15	13.8	153	1	0	154	
OTHER SITE(S)²: 21															
					36	361,078			97	97	94.7	3,579	229	120	3,928
Puerto Rico Total:					36	361,078	0	0	205	205	206.8	6,059	328	120	6,507

² All Locations that do not meet criteria of at least five (5) Acres AND at least \$5M PRV.

State Owned - Army National Guard Base Structure Report - As Of 30 Sept 04

SITE	COMPONENT	NAME NEAREST CITY	PHONE	ZIP CODE	STATE BLDGS OWNED	STATE BLDGS OWNED SQFT	BLDGS LEASED	BLDGS LEASED SQFT	TOTAL ACRES	ACRES OWNED	PRV (\$M)	MIL	CIV	OTHER	TOTAL	
Rhode Island																
TS Camp Varnum	Army Guard	Narragansett		02882					34	34	10.5	50	2	0	52	
OTHER SITE(S)²: 14						28	455,508		33	33	94.1	1,424	208	140	1,772	
Rhode Island Total:						28	455,508	0	0	67	67	104.7	1,474	210	140	1,824
South Carolina																
Anderson Armory and OMS 1	Army Guard	Anderson		29625					10		5.5	342	13	2	357	
Cheraw Armory	Army Guard	Cheraw		29520					18	18	8.1	27	0	0	27	
Columbia Armory	Army Guard	Columbia		29201					25	25	35.2	942	207	11	1,160	
Edgefield Armory & OMS 6	Army Guard	Edgefield		29824					10	10	5.5	155	17	1	173	
Fountain Inn Armory	Army Guard	Fountain Inn		29644					38	38	7.2	135	0	0	135	
Greenville Armory & OMS 2	Army Guard	Greenville		29605					8	8	5.6	103	12	0	115	
Greenwood Armory & OMS 4	Army Guard	Greenwood		29648					11	11	5.1	94	13	0	107	
Greer Armory & OMS 3	Army Guard	Greer		29651					10	10	7.0	240	6	5	251	
Hodges Armory	Army Guard	Hodges		29653					48	48	5.9	181	2	0	183	
McEntire ANG	Army Guard	Eastover		29044	28	321,947			208	208	86.8					
Mullins Armory & OMS 15	Army Guard	Mullins		29574					10	10	7.0	319	8	0	327	
Newberry Armory	Army Guard	Newberry		29108					11	11	7.1	292	11	0	303	
North Charleston Armory	Army Guard	North Charleston		29418					15	15	6.4	137	4	2	143	
Orangeburg Armory	Army Guard	Orangeburg		29116					11	11	5.5	285	0	0	285	
Pine Ridge Armory	Army Guard	Pine Ridge		29171					48	48	7.5	53	0	50	103	
Union Armory and OMS 8	Army Guard	Union		29379					10	10	5.4	185	11	0	196	
Varnville Armory and OMS 14	Army Guard	Varnville		29944					15	15	7.1	138	37	0	175	
OTHER SITE(S)²: 63						298	1,263,762	4	133,055	452	428	221.4	5,703	74	78	5,855
South Carolina Total:						326	1,585,709	4	133,055	957	923	439.3	9,331	415	149	9,895
South Dakota																
Aberdeen AFRC	Army Guard	Aberdeen		57401					14	13	5.6	209	3	1	213	
Brookings Armory/OMS#8	Army Guard	Brookings		57006					19		6.7	162	9	3	174	
Camp Rapid	Army Guard	Rapid City		57702					1,031	1,031	52.2	405	132	88	625	
Ft Meade	Army Guard	Ft Meade		57741					785	785	25.1	83	2	2	87	
Mitchell TS	Army Guard	Mitchell		57301					174		14.9	322	37	1	360	
Pierre	Army Guard	Pierre		57501					6		5.3	78	1	1	80	
Range Road Armory	Army Guard	Rapid City		57702					15	15	5.7	203	1	0	204	
Rapid City AASF/Armory	Army Guard	Rapid City		57701					30	30	84.0	143	30	1	174	
Rapid City CSMS	Army Guard	Rapid City		57701					20		5.4	0	16	0	16	
Sioux Falls - Armory Foss Fld	Army Guard	Sioux Falls		57104					81	81	31.0	426	2	16	444	
Sioux Falls UTES	Army Guard	Sioux Falls		57104					128	39	7.3	0	19	0	19	
Webster	Army Guard	Webster		57274					1,010		6.1	81	8	0	89	

² All Locations that do not meet criteria of at least five (5) Acres AND at least \$5M PRV.

State Owned - Army National Guard Base Structure Report - As Of 30 Sept 04

SITE	COMPONENT	NAME NEAREST CITY	PHONE	ZIP CODE	STATE BLDGS OWNED	STATE BLDGS OWNED SQFT	BLDGS LEASED	BLDGS LEASED SQFT	TOTAL ACRES	ACRES OWNED	PRV (\$M)	MIL	CIV	OTHER	TOTAL
OTHER SITE(S)²: 45					53	485,771	1	13,129	3,597	129	82.6	1,565	35	10	1,610
South Dakota Total:					53	485,771	1	13,129	6,909	2,123	331.8	3,677	295	123	4,095
Tennessee															
Athens	Army Guard	Athens		37303					7	7	6.0	278	23	1	302
Camden	Army Guard	Camden		38320					7	7	5.1				
Chattanooga	Army Guard	Chattanooga		37404					16	16	10.2	458	25	10	493
Columbia	Army Guard	Columbia		38402					18	18	6.2	232	10	0	242
Cookeville	Army Guard	Cookeville		38502					12	12	5.7	196	25	2	223
Henderson	Army Guard	Henderson		38340					14	14	7.6	121	8	0	129
Humboldt	Army Guard	Humboldt		38343					22	22	6.1				
Jackson	Army Guard	Jackson		38301					22	22	9.5	189	12	22	223
Jackson Airport Armory	Army Guard	Jackson		38301					60	60	6.6	184	20	0	204
Johnson City Gray	Army Guard	Johnson City		37604					107	107	18.0	365	16	10	391
Kingsport	Army Guard	Kingsport		37660					14	14	14.3	201	34	6	241
Knoxville Concord St	Army Guard	Knoxville		37939					17	17	17.3	341	25	0	366
Knoxville Sutherland	Army Guard	Knoxville		37939					7	7	9.2	188	92	12	292
Memphis	Army Guard	Memphis		38118					30	30	9.0	395	20	1	416
Nashville	Army Guard	Nashville		37204					86	86	39.9	749	224	200	1,173
Trenton	Army Guard	Trenton		38382					20	20	6.6	151	3	0	154
VTS Tullahoma	Army Guard	Tullahoma		37388					58	72,956	6,700	6,700	13.7		
OTHER SITE(S)²: 80					151	1,569,389	5	46,459	1,466	1,143	257.2	6,649	84	37	6,770
Tennessee Total:					209	1,642,345	5	46,459	8,625	8,301	448.3	10,697	621	301	11,619
Texas															
Austin - 51st Street	Army Guard	Austin		78723					33	33	19.8	577	25	0	602
Bergstrom - (Abia)	Army Guard	Austin		78719					57	57	33.5	507	62	0	569
Bryan	Army Guard	Bryan		77802					14	14	5.2	309	4	0	313
Camp Bowie (State)	Army Guard	Brownwood		76801					4,895	4,895	39.9	255	10	6	271
Camp Mabry	Army Guard	Austin		78763					376	376	128.5	1,930	329	238	2,497
Camp Maxey	Army Guard	Powderly		75473					6,424	6,424	47.0	0	8	2	10
Dallas - California Crossing	Army Guard	Dallas		75220					9	9	8.6	517	7	0	524
Dallas - Red Bird	Army Guard	Dallas		75237					10	10	8.7	346	6	0	352
El Paso	Army Guard	El Paso		79924					20	20	8.1	736	14	4	754
Ellington Field	Army Guard	Houston		77034		5	88,179		15	15	13.3	434	77	66	577
Fort Worth - Cobb Park	Army Guard	Fort Worth		76105					12	12	5.1	271	0	0	271
Fort Worth - Shoreview	Army Guard	Fort Worth		76108					83	83	9.2	279	10	0	289
Grand Prairie (DNAS)	Army Guard	Grand Prairie		75051					39	39	20.4	466	120	2	588
Lubbock	Army Guard	Lubbock		79403					25	25	19.4	227	9	4	240
Martindale - AAF	Army Guard	San Antonio		78219					219	219	16.4	427	7	0	434

² All Locations that do not meet criteria of at least five (5) Acres AND at least \$5M PRV.

State Owned - Army National Guard Base Structure Report - As Of 30 Sept 04

SITE	COMPONENT	NAME NEAREST CITY	PHONE	ZIP CODE	STATE BLDGS OWNED	STATE BLDGS OWNED SQFT	BLDGS LEASED	BLDGS LEASED SQFT	TOTAL ACRES	ACRES OWNED	PRV (\$M)	MIL	CIV	OTHER	TOTAL
Weslaco	Army Guard	Weslaco		78596					20	20	11.5	518	8	0	526
Wylie	Army Guard	Wylie		75098					11	11	7.3	170	6	0	176
OTHER SITE(S)²: 88					160	1,328,425			6,570	6,570	176.1	7,352	222	182	7,756
Texas Total:					165	1,416,604	0	0	18,831	18,831	578.1	15,321	924	504	16,749
Utah															
Draper Complex	Army Guard	Draper		84020					42	42	53.6	897	279	343	1,519
E.J. Garn Aviation Complex	Army Guard	West Jordan		84084					60		47.1	668	108	0	776
Ogden Armory	Army Guard	Ogden		84402					15	15	13.5	241	3	0	244
Utah County South Armory/OMS 9	Army Guard	Spanish Fork		84660					20	20	11.8	301	14	0	315
OTHER SITE(S)²: 25					54	458,643			104	104	86.4	1,153	38	0	1,191
Utah Total:					54	458,643	0	0	240	181	212.3	3,260	442	343	4,045
Vermont															
Campbell Armory	Army Guard	Berlin		05602					8	8	5.9	135	1	0	136
TS Camp Johnson	Army Guard	Colchester		05446					64	64	28.9	143	204	28	375
Westminster Training Site	Army Guard	Westminster		05158					33	33	6.0	63	6	0	69
OTHER SITE(S)²: 20					48	332,390			50	50	54.3	2,026	19	0	2,045
Vermont Total:					48	332,390	0	0	154	154	95.1	2,367	230	28	2,625
Virgin Islands															
210th RTI Hams Bluff	Army Guard	St Croix		00850					22	22	5.6	18	0	0	18
Bethlehem Military Compound	Army Guard	St. Croix		00850					29	29	39.8	353	1	0	354
Est. Nazareth Mil Compound	Army Guard	St. Thomas		00801					18	18	13.4	337	2	0	339
OTHER SITE(S)²: 6					7	19,233	2	18,400	68	68	12.5	234	134	0	368
Virgin Islands Total:					7	19,233	2	18,400	137	137	71.2	942	137	0	1,079
Virginia															
Blackstone	Army Guard	Blackstone		23824					7	7	5.6	221	0	0	221
Danville	Army Guard	Danville		2454-					15	15	6.2	248	7	0	255
Fredericksburg	Army Guard	Fredericksburg		22401					7	7	9.0	412	8	0	420
Hampton	Army Guard	Hampton		23666	9	40,215			7	7	8.9				
Norfolk	Army Guard	Norfolk		23502					19	19	7.7	293	6	0	299
Powhatan	Army Guard	Powhatan		23139					10	10	7.0	123	0	0	123
Richmond Dove Street	Army Guard	Richmond		23222					19	19	9.3	361	3	0	364
OTHER SITE(S)²: 38					51	654,166	3	16,100	175	165	118.3	4,525	56	0	4,581
Virginia Total:					60	694,381	3	16,100	258	248	172.0	6,183	80	0	6,263

² All Locations that do not meet criteria of at least five (5) Acres AND at least \$5M PRV.

**State Owned - Army National Guard
Base Structure Report - As Of 30 Sept 04**

SITE	COMPONENT	NAME NEAREST CITY	PHONE	ZIP CODE	STATE BLDGS OWNED	STATE BLDGS OWNED SQFT	BLDGS LEASED	BLDGS LEASED SQFT	TOTAL ACRES	ACRES OWNED	PRV (\$M)	MIL	CIV	OTHER	TOTAL	
<u>Washington</u>																
Bremerton	Army Guard	Bremerton		98312					81	81	9.7	63	0	0	63	
Buckley	Army Guard	Buckley		98321					10	10	5.2	53	0	0	53	
Centralia	Army Guard	Centralia		98531					8	8	6.0	84	6	6	96	
Geiger Fld - Spokane	Army Guard	Spokane		99219					36	36	38.5	481	67	9	557	
Grandview	Army Guard	Grandview		98930					11	11	5.0	69	0	0	69	
Montesano	Army Guard	Montesano		98563					14	14	6.4	53	0	0	53	
Moses Lake	Army Guard	Moses Lake		98837					10	10	6.1	53	0	21	74	
Port Orchard	Army Guard	Port Orchard		98366					9	9	5.3	92	0	0	92	
Seattle - Pier 91	Army Guard	Seattle		98119					25	25	19.7	651	16	0	667	
Yakima	Army Guard	Yakima							10	10	23.6					
OTHER SITE(S)² : 24						68	613,731		80	80	117.1	1,425	66	11	1,502	
Washington Total:						68	613,731	0	0	294	294	242.6	3,024	155	47	3,226
<u>West Virginia</u>																
CTC Camp Dawson-Kingwood	Army Guard	Kingwood		26537			1	3,500	2,393	2,393	87.5	409	12	741	1,162	
Parkersburg	Army Guard	Parkersburg		26101					70	70	11.6	208	7	0	215	
OTHER SITE(S)² : 34						70	1,040,592	1	14,700		242.4	3,224	255	77	3,556	
West Virginia Total:						70	1,040,592	2	18,200	2,463	2,463	341.5	3,841	274	818	4,933
<u>Wisconsin</u>																
Appleton	Army Guard	Appleton		54914					13	13	5.5	192	1	1	194	
Beloit	Army Guard	Beloit		53511					13	13	6.5	132	0	1	133	
Camp Williams Tomah MTA	Army Guard	Tomah		54618					48	48	65.0	100	137	8	245	
Chippewa Falls	Army Guard	Chippewa Falls		54729					14	14	6.5	134	1	1	136	
Kenosha OMS 6	Army Guard	Kenosha		53144					14	14	7.9	103	5	1	109	
Madison AASF 2	Army Guard	Madison		53704					7	7	12.3					
Madison Aviation Armory	Army Guard	Madison		53704					7	7	7.3	250	43	1	294	
Madison Hangars	Army Guard	Madison		53704					20	20	11.8					
Madison OMS 9	Army Guard	Madison		53704					14	14	14.6	310	14	1	325	
Madison Tago/Starc	Army Guard	Madison		53704					16	16	30.1	481	72	105	658	
Marshfield	Army Guard	Marshfield		54449					10	10	7.6	67	0	0	67	
Milwaukee OMS 3	Army Guard	Milwaukee		53212					10	10	16.9	533	10	2	545	
Onalaska	Army Guard	Onalaska		54650					15	15	7.5	324	1	2	327	
Sussex OMS 5	Army Guard	Sussex		53089					15	15	8.8	146	9	1	156	
Whitewater OMS 8	Army Guard	Whitewater		53190					10	10	7.9	102	9	0	111	
OTHER SITE(S)² : 64						94	1,099,346		3,669	3,669	204.7	4,863	97	34	4,994	
Wisconsin Total:						94	1,099,346	0	0	3,895	3,895	421.0	7,737	399	158	8,294

² All Locations that do not meet criteria of at least five (5) Acres AND at least \$5M PRV.

**State Owned - Army National Guard
Base Structure Report - As Of 30 Sept 04**

SITE	COMPONENT	NAME NEAREST CITY	PHONE	ZIP CODE	STATE BLDGS OWNED	STATE BLDGS OWNED SQFT	BLDGS LEASED	BLDGS LEASED SQFT	TOTAL ACRES	ACRES OWNED	PRV (\$M)	MIL	CIV	OTHER	TOTAL	
Wyoming																
Casper	Army Guard	Casper		82604					33	33	5.7	94	0	1	95	
Cheyenne	Army Guard	Cheyenne		82009					29	29	16.3	387	102	60	549	
Cheyenne Municipal Airport	Army Guard	Cheyenne		82003					34	34	12.4					
Laramie	Army Guard	Laramie		82072					11	11	5.8	182	13	0	195	
MTA Camp Guernsey	Army Guard	Guernsey		82214					33,752	33,752	198.0	157	20	31	208	
Sheridan	Army Guard	Sheridan		82801					9	9	5.2					
OTHER SITE(S)²: 12						23	252,365		93	93	42.8	558	47	10	615	
Wyoming Total:						23	252,365	0	0	33,962	33,962	286.2	1,378	182	102	1,662
US/US Territories:					13,362	97,370,590	134	1,509,399	1,770,190	1,725,316	20,590.8	324,448	19,632	12,686	356,766	

² All Locations that do not meet criteria of at least five (5) Acres AND at least \$5M PRV.