

DEPARTMENT OF DEFENSE
BASE STRUCTURE REPORT

(A Summary of DoD's Real Property Inventory)



FISCAL YEAR 2006 BASELINE

OFFICE OF THE DEPUTY UNDER SECRETARY OF DEFENSE
(INSTALLATIONS & ENVIRONMENT)

Report Documentation Page

Form Approved
OMB No. 0704-0188

Public reporting burden for the collection of information is estimated to average 1 hour per response, including the time for reviewing instructions, searching existing data sources, gathering and maintaining the data needed, and completing and reviewing the collection of information. Send comments regarding this burden estimate or any other aspect of this collection of information, including suggestions for reducing this burden, to Washington Headquarters Services, Directorate for Information Operations and Reports, 1215 Jefferson Davis Highway, Suite 1204, Arlington VA 22202-4302. Respondents should be aware that notwithstanding any other provision of law, no person shall be subject to a penalty for failing to comply with a collection of information if it does not display a currently valid OMB control number.

1. REPORT DATE 2006		2. REPORT TYPE		3. DATES COVERED 00-00-2006 to 00-00-2006	
4. TITLE AND SUBTITLE Department of Defense Base Structure Report (A Summary of DoD's Real Property Inventory) Fiscal Year 2006 Baseline				5a. CONTRACT NUMBER	
				5b. GRANT NUMBER	
				5c. PROGRAM ELEMENT NUMBER	
6. AUTHOR(S)				5d. PROJECT NUMBER	
				5e. TASK NUMBER	
				5f. WORK UNIT NUMBER	
7. PERFORMING ORGANIZATION NAME(S) AND ADDRESS(ES) Office of the Deputy Under Secretary of Defense,(Installations & Environment),3400 Defense Pentagon Room 3C553,Washington,DC,20301-3400				8. PERFORMING ORGANIZATION REPORT NUMBER	
9. SPONSORING/MONITORING AGENCY NAME(S) AND ADDRESS(ES)				10. SPONSOR/MONITOR'S ACRONYM(S)	
				11. SPONSOR/MONITOR'S REPORT NUMBER(S)	
12. DISTRIBUTION/AVAILABILITY STATEMENT Approved for public release; distribution unlimited					
13. SUPPLEMENTARY NOTES					
14. ABSTRACT					
15. SUBJECT TERMS					
16. SECURITY CLASSIFICATION OF:			17. LIMITATION OF ABSTRACT Same as Report (SAR)	18. NUMBER OF PAGES 189	19a. NAME OF RESPONSIBLE PERSON
a. REPORT unclassified	b. ABSTRACT unclassified	c. THIS PAGE unclassified			

**Department of Defense
Base Structure Report (BSR)
FY 2006 Baseline**

I.	INTRODUCTION	DoD-2
II.	CONTENT AND ORGANIZATION	DoD-2
III.	DATA SOURCES AND DEFINITIONS.....	DoD-3
IV.	PORTFOLIO SUMMARY	DoD-6
V.	SUMMARY OF CHANGES	DoD-20
VI.	CONCLUSION	DoD-20
VII.	INSTALLATION SIZE SUMMARIES.....	DoD-22
VIII.	TOTAL DOD INVENTORY	DoD-34
IX.	INDIVIDUAL SERVICE INVENTORIES.....	DoD-90
	1. ARMY	ARMY-1
	2. NAVY	NAVY-1
	3. AIR FORCE	AIR FORCE-1
	4. MARINE CORPS	USMC-1
	5. WASHINGTON HEADQUARTERS SERVICE	WHS-1
X.	STATE/TERRITORIES ARMY NATIONAL GUARD INVENTORY	STATE-1

Department of Defense Base Structure Report (BSR) FY 2006 Baseline

I. INTRODUCTION

The Base Structure Report FY 2006 Baseline represents a consolidated summary of the Department of Defense real property inventory (RPI) as reflected in Military Departments' and Washington Headquarters Service's native real property databases as of September 30, 2005. The annual reporting of unclassified real property assets (land and facilities) is in accordance with Section 2721 of title 10 United States Code, *Real Property Records*, and culminates in the population of OSD's Facilities Assessment Database (FAD). The FAD has been the data source for the Base Structure Report since 1999 and is used as the authoritative data source for various OSD models such as the Facilities Sustainment Model (FSM), the Facilities Modernization Model (FMM), and the Facilities Operations Model (FOM). It is also used to answer senior DoD leadership and Congressional inquiries concerning specific RPI issues.

The 2006 BSR provides a comprehensive listing of installations and sites owned or used by the Department. For each site large enough to be individually listed in the report (inclusion criteria provided in Section II), a summary of buildings, square footage, BRAC 2005 actions, acreage, total plant replacement value (all facilities), and personnel is provided. Other pertinent information such as component and the name of the nearest city is also included. For any questions concerning this report, please send an email message to: BSR@osd.mil. Electronic copies of this and past BSRs are available at <http://www.defenselink.mil/pubs> under reports.

The Department of Defense remains one of the world's largest "landlords" with a physical plant consisting of more than 571,200 facilities (buildings, structures and utilities) located on more than 3,700 sites, on nearly 30 million acres. The associated costs to sustain and maintain existing DoD facilities exceeded \$13 billion in 2005. In 2005, the Department began tracking the quality of its facilities and the initial reporting of quality status is summarized in Section IV. As the Department implements BRAC 2005 Closure and Realignment mandates, significant cost and facility quality benefits will be realized. Therefore, as the domestic base structure begins realignment to meet future force structure projections, the BSR will identify and track those sites affected by BRAC 2005. BRAC Summary charts are also provided in Section IV.

II. CONTENT AND ORGANIZATION

The report is organized by State/Country and presented first as an overall DoD listing of all sites, then by each Military Service. Each record includes the site name, the component (Active, Guard, or Reserves), BRAC identification, the name of the nearest city, the number of buildings owned, leased and license/permit, total acres owned by the Services and the total acres used, the PRV (in \$ millions) and the authorized number of military, civilian, and other personnel (when available). The Plant Replacement Value (PRV) represents the reported cost of replacing the facility and its supporting infrastructure using today's construction cost (labor and material for that particular area) and standards (methodologies and codes). Other personnel include any non-appropriated employees, government contractors (if identified) or foreign nationals (if identified) performing work at the site.

It is important to note the following parameters for the content of this report:

- **Timeliness.** While the physical base structure may change throughout the year (new construction, demolitions, etc.), the BSR is a

**Department of Defense
Base Structure Report (BSR)
FY 2006 Baseline**

“snapshot” of the DoD’s physical plant, as reported on September 30, 2005. The bases listed may be in various stages of activity, including unused or awaiting disposal. Due to the legalities involved in transferring deeded property, individual Service inventories may still include a legal property record long after the decision has been made to transfer that asset to another organization. Likewise, ongoing additions to the base structure, including in-transfers, are often not officially recorded until well after the actual decision and occupancy has been finalized.

- **Mode of View.** For the purpose of this report, each entry is defined as a site at a specific location with a name and real property assets (see definition of a “site” in the next section). As an exception, Air Force strategic missile sites were rolled up to the appropriate one of seven parent installations. In the case of F. E. Warren AFB, this means that those missile sites located in Nebraska and Colorado were counted as part of the parent installation total for the state of Wyoming and are not shown in the totals for Nebraska or Colorado. However, Navy/Marine Corps Special Areas are shown as separate sites if the special area is NOT in the same city/state as the main activity (e.g, Outlying Landing Fields).

- **Display Criteria.** This report includes specific information on sites meeting a predetermined size and value criteria (except for the Army National Guard State Installations in Section X). To qualify for entry in the published report, a site located in the United States must be larger than 10 acres **AND** have a PRV greater than \$10 million. If the site is located in a foreign country, it must be larger than 10 acres **OR** have a PRV greater than \$10 million to be shown as a separate entry. To preserve the comprehensiveness of the report, sites that do not meet these criteria are aggregated as an “Other” location within each state or country. For the Army National Guard State Installations, the criteria is slightly reduced to show approximately the same percentage of the total number of sites as shown in the rest of the report. State sites are shown if the site is larger than 5 acres **AND** has a PRV greater than \$5 million. State sites not meeting this criteria are aggregated as “Other” for each state.

- **Personnel Data.** Personnel data is included as a means of showing magnitude of size and should not be construed as validated Military Department Manpower Data. Personnel data was collected from multiple sources, to include inputs from the individual Services personnel databases. Since personnel totals reflected in this report attempt to show all personnel regardless of Service affiliation assigned to individual sites or locations, totals should not be confused and viewed as representing only individual Service total strength. It is also possible that totals in this report may not reflect the actual population at a particular site. Detailed personnel questions should be addressed to the appropriate Service manpower or personnel offices.

III. DATA SOURCES AND DEFINITIONS

The inventory data included in this report is extracted directly from the native Services’ real property inventories; i.e., Army - HQ Army Integrated Facilities System (IFS), Navy and Marine Corps – Navy Facilities Assets Database (NFADB), and the Air Force’s Real Property Asset (RPA) database. Washington Headquarters Service provided their real property inventory. This report does not attempt to replicate all the details included the source databases. Instead, this report provides a summary view of the Department’s installations using common elements that should answer most questions. An explanation of criteria used for each column in the BSR is shown below:

**Department of Defense
Base Structure Report (BSR)
FY 2006 Baseline**

- **SITE:** Indicates the installation or site name as used in the Services' databases. This is based on the Services' Installation Number (Army and Air Force), Unit Identification Code/Special Area Code (Navy and Marine Corps), or Site Code (Washington Headquarters Service).
- **BRAC 2005:** Indicates BRAC 2005 action (C = Closure or R = Realignment) as per Appendix Q Text of 2005 Defense Base Closure and Realignment Commission Final and Approved Recommendations.
- **COMPONENT:** Designates the primary component for the owner/reporter of a site or installation, either Active, Guard, or Reserve. For the Navy, this column designates those sites in caretaker status pending some type of further action. This action may be a pending closure or realignment, or the site could remain in caretaker status. This does not reflect any BRAC 2005 activity.
- **NAME NEAREST CITY:** Identifies the name of the nearest city of reasonable size as reported by the Services.
- **BUILDINGS:** A roofed, floored, and walled enclosed structure (of one or more levels) that is constructed over a plot of land and is suitable for any of a wide variety of activities, such as living, office and/or manufacturing spaces.
- **STRUCTURES:** A facility classified as other than a building or utility which is constructed on or in the land (e.g., roads, bridges, shelters, ranges).
- **UTILITIES:** A distribution system that provides a common service or commodity to one or more buildings or structures (e.g., communications lines, electrical power distribution, sewage treatment).

Important Note on Buildings Information: Buildings are classified according to the DoD Real Property Classification System (RPCS) Facility Type in lieu of the Services' classification. Square footage amounts are normalized by applying RPCS size limits to each facility according to its RPCS classification. Building sizes exceeding the size limit are reset to the median size based on its facility classification, unless the reported data has been validated by the Service. State Owned building/square footage is applicable to Army National Guard State Installations only.

- **BUILDINGS OWNED COUNT:** Represents the number of buildings owned by the Service at the particular site or installation. It does not include licensed or permitted facilities, State-owned National Guard facilities, or facilities provided by other nations at foreign locations.
- **BUILDINGS OWNED SQFT:** Reflects the normalized RPCS building square footage for the buildings identified as owned.
- **BUILDINGS STATE OWNED COUNT:** Represents the number of buildings that are owned by the State in which the particular site or installation is located.

**Department of Defense
Base Structure Report (BSR)
FY 2006 Baseline**

- **BUILDINGS STATE OWNED SQFT:** Reflects the normalized RPCS building square footage for the buildings identified as State.
- **BUILDINGS LEASED COUNT:** Identifies the number of buildings leased and reported by the Services in their inventories.
- **BUILDINGS LEASED SQFT:** Reflects the normalized RPCS building square footage for the buildings identified as leased in the Services' databases.
- **BUILDINGS LICENSE/PERMIT COUNT:** Identifies the number of buildings licensed or permitted and reported by the Services in their inventories.
- **BUILDINGS LICENSE/PERMIT SQFT:** Reflects the normalized RPCS building square footage for the buildings identified as licensed or permitted in the Services' databases.
- **TOTAL ACRES:** Identifies the total number of acres owned, used by, or leased to the DoD. It includes public land, state land, land owned by other federal agencies, and acreage of foreign soil used by DoD sites.
- **PRV (\$M):** Total Plant Replacement Value (PRV) for all facilities (buildings, structures, and utilities) included in the Services RPI databases. This reported value is the cost to replace the current physical plant (facilities and supporting infrastructure) using today's construction costs (labor and materials) and standards (methodologies and codes). The PRV represents the Service-calculated value adjusted for facilities that exceeded the RPCS size limit; for instance, the PRV is reduced by the proportional reduction of the facility size.

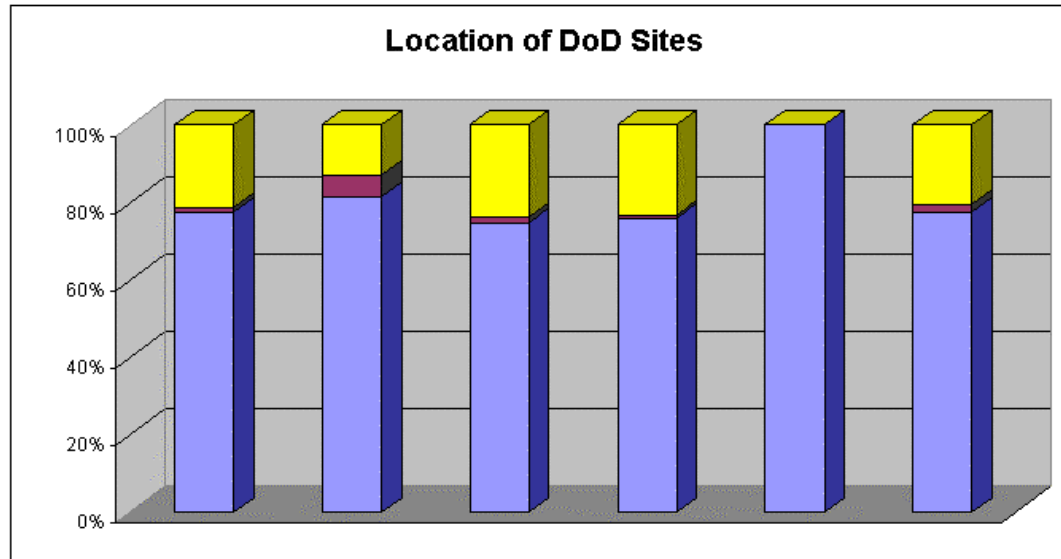
Important Note on Personnel Data: This information is provided only to project a level of magnitude when comparing sites. Each Service does not maintain their personnel data to relate directly to their Real Property Information. While every effort was made to match the personnel strengths to the appropriate site, the population may not reflect the actual population of the site. Detailed personnel questions should be addressed to the appropriate Service manpower or personnel offices.

- **MIL:** Identifies all known military personnel authorized for the site or installation. Includes Active Duty, Guard, and Reserve personnel, regardless of Service affiliation.
- **CIV:** Identifies all known DoD civilian personnel identified for the site or installation, regardless of Service affiliation. Note: civilian numbers for the Navy represent assigned personnel not authorized.
- **OTHER:** Identifies all known other civilian personnel identified for the site or installation, including personnel paid from Non-appropriated Funds (NAF), Foreign Nationals (direct hire) at foreign locations, and, if available, any full-time contractor personnel, regardless of Service affiliation.

**Department of Defense
Base Structure Report (BSR)
FY 2006 Baseline**

IV. PORTFOLIO SUMMARY

The real property portfolio managed by the Department of Defense encompasses a worldwide footprint to include all 50 States, seven U.S. territories, and 40 foreign countries of which the majority of the foreign sites are located in Germany (293 sites), Japan (111 sites) and South Korea (105 sites). Locations of DoD sites by Service and Agency are depicted at Figure 1.



Area	Army	Navy	Air Force	USMC	WHS	Total
United States	1,343	599	857	88	1	2,888
Territories	20	41	15	1	-	77
Overseas	371	94	274	27	-	766
Total	1,734	734	1,146	116	1	3,731

Figure 1. Locations of DoD Sites by Service/Agency

**Department of Defense
Base Structure Report (BSR)
FY 2006 Baseline**

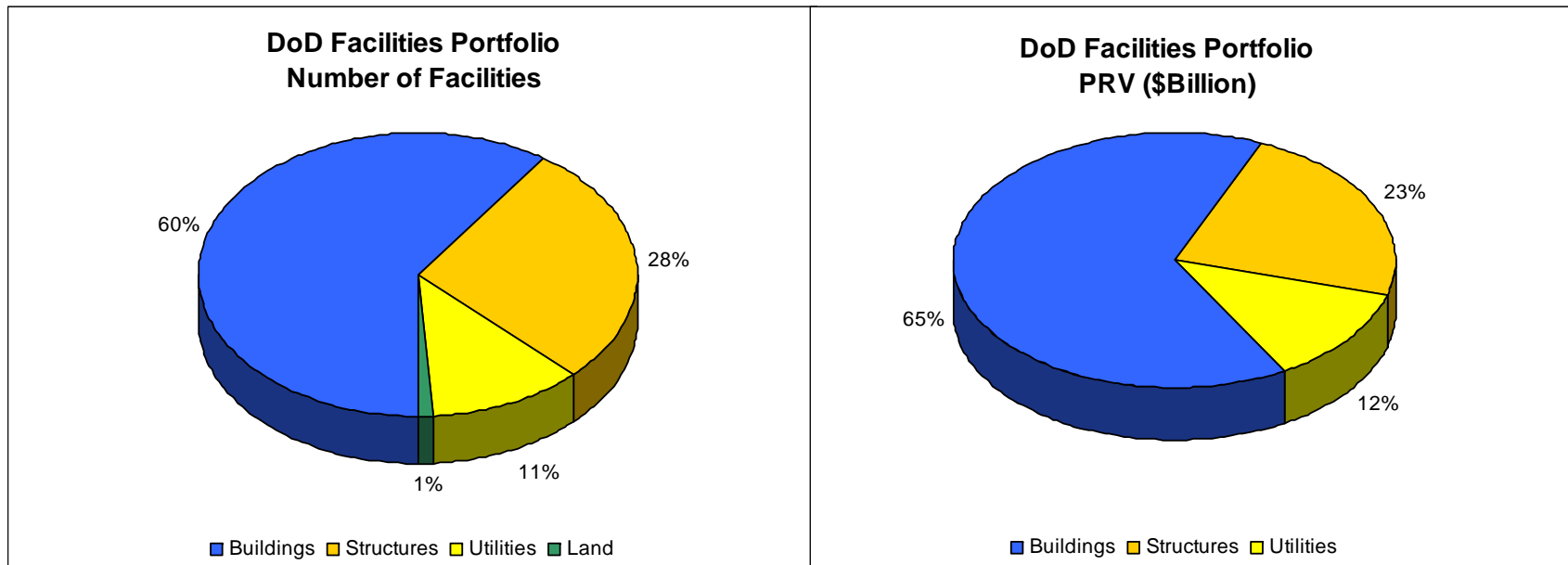
DoD's Real Property Classification System (RPCS), developed by ODUSD (I&E), serves as the framework for classifying the Department's real property portfolio. The Department's worldwide real property portfolio is summarized at Table 1.

	Buildings	Structures	Utilities	Land *	Total
United States	281,702	122,173	50,485	4,847	177,505
Territories	6,684	2,609	1,669	113	4,391
Overseas	56,564	35,972	13,364	881	50,217
Total	344,950 **	160,754	65,518	5,841	232,113
* Land records representing 29.7 million acres					
** Includes "Other" legal interest category not broken out in the detailed section of the report (Sections VIII and IX).					

Table 1. Overview of DoD Worldwide Footprint

Department of Defense Base Structure Report (BSR) FY 2006 Baseline

The Department's real property inventory by Service and WHS is depicted in Figure 2. Buildings represent the majority of the Department's portfolio (60%), followed by structures (28%), Utilities (11%) and Land (1%). Land records represent over 29.7 million acres. As noted in Figure 2, the Army possesses the largest quantity of facilities with 43% of the Department's total inventory. DoD's facilities portfolio by PRV is also shown in Figure 2.



	Buildings	Structures	Utilities	Land	Total		Buildings	Structures	Utilities	Total
Army	153,023	70,383	21,595	2,305	247,306	Army	\$ 167.1	\$ 45.5	\$ 27.9	\$ 240.5
Navy	69,304	28,499	17,249	1,340	116,392	Navy	\$ 102.1	\$ 39.3	\$ 22.2	\$ 163.6
Air Force	96,415	51,317	21,611	1,987	171,330	Air Force	\$ 123.0	\$ 55.0	\$ 25.5	\$ 203.6
USMC	26,191	10,470	5,059	207	41,927	USMC	\$ 27.8	\$ 9.2	\$ 5.1	\$ 42.1
WHS	17	85	4	2	108	WHS	\$ 3.1	\$ 0.5	\$ 0.0	\$ 3.6
DoD	344,950	160,754	65,518	5,841	577,063	DoD	\$ 423.2	\$ 149.5	\$ 80.7	\$ 653.4
							\$ Billion			

Figure 2. DoD Facilities Portfolio

**Department of Defense
Base Structure Report (BSR)
FY 2006 Baseline**

Buildings Profile

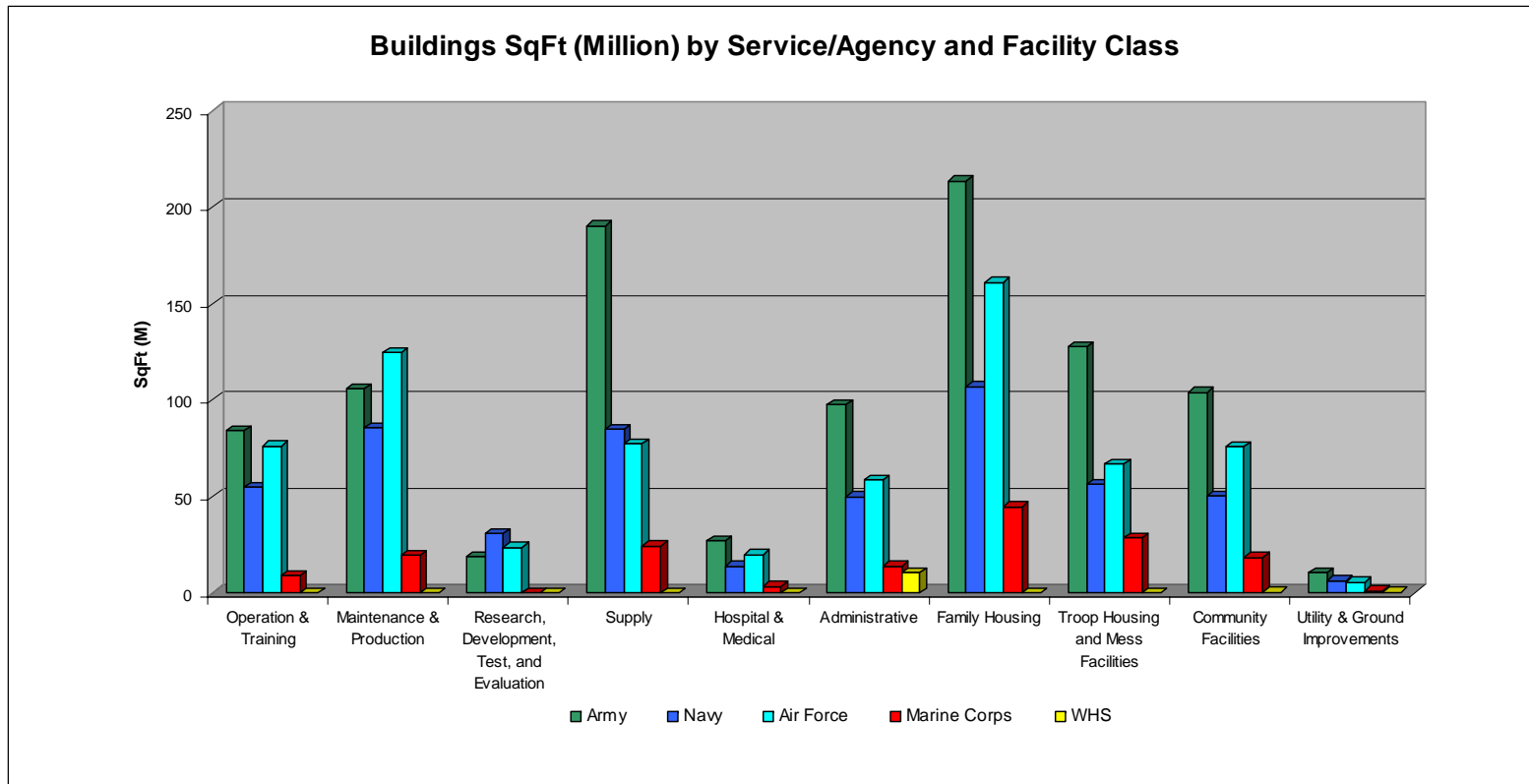
DoD occupies a reported 344,950 buildings throughout the world, valued at over \$423 billion and comprising almost 2.4 billion square feet. The Department's profile by legal interest are depicted at Table 2. Almost 80% of the buildings used by the Department are owned while less than 3% are leased. The Department uses 4% of its building via a license or permit from another agency and less than 13% by other legal interest means such as State owned, civil works, foreign and privately owned.

	Owned	Leased	License / Permit	Other	Total
Army	107,646	5,419	11,487	28,471	153,023
Navy	60,262	1,211	453	7,378	69,304
Air Force	86,170	3,056	2,257	4,932	96,415
USMC	20,426	248	15	5,502	26,191
WHS	17	0	0	0	17
DoD Total	274,521	9,934	14,212	46,283	344,950

Table 2. Building Profile by Legal Interest.

The Department's building profile by RPCS facility class and square feet (SF) is shown at Figure 3. With the exception of Maintenance and Production and RDT&E facilities, the Army possesses the largest SF of all facility classes for a total of 978.9 million SF.

**Department of Defense
Base Structure Report (BSR)
FY 2006 Baseline**



Facility Class	Army	Navy	Air Force	Marine Corps	WHS	Total
Operation & Training	84.3	54.7	76.2	9.0	0.0	224.1
Maintenance & Production	106.0	85.5	124.8	19.3	0.0	335.6
Research, Development, Test, and Evaluation	18.4	30.5	23.5	0.1	0.0	72.6
Supply	190.3	85.1	77.1	24.4	0.0	376.8
Hospital & Medical	26.8	13.8	19.8	3.2	0.0	63.6
Administrative	97.6	49.9	58.7	13.7	10.4	230.3
Family Housing	213.7	107.0	161.0	44.7	0.0	526.4
Troop Housing and Mess Facilities	127.6	56.4	66.7	28.7	0.0	279.4
Community Facilities	104.1	50.0	75.9	18.4	0.2	248.6
Utility & Ground Improvements	10.2	6.3	5.6	1.0	0.2	23.2
Total	978.9	539.2	689.2	162.5	10.8	2,380.6

Figure 3. Square Feet (Million) by Service/Agency and Facility Class

Department of Defense Base Structure Report (BSR) FY 2006 Baseline

The Department's building profile by PRV and Square Footage are provided at Figure 4.

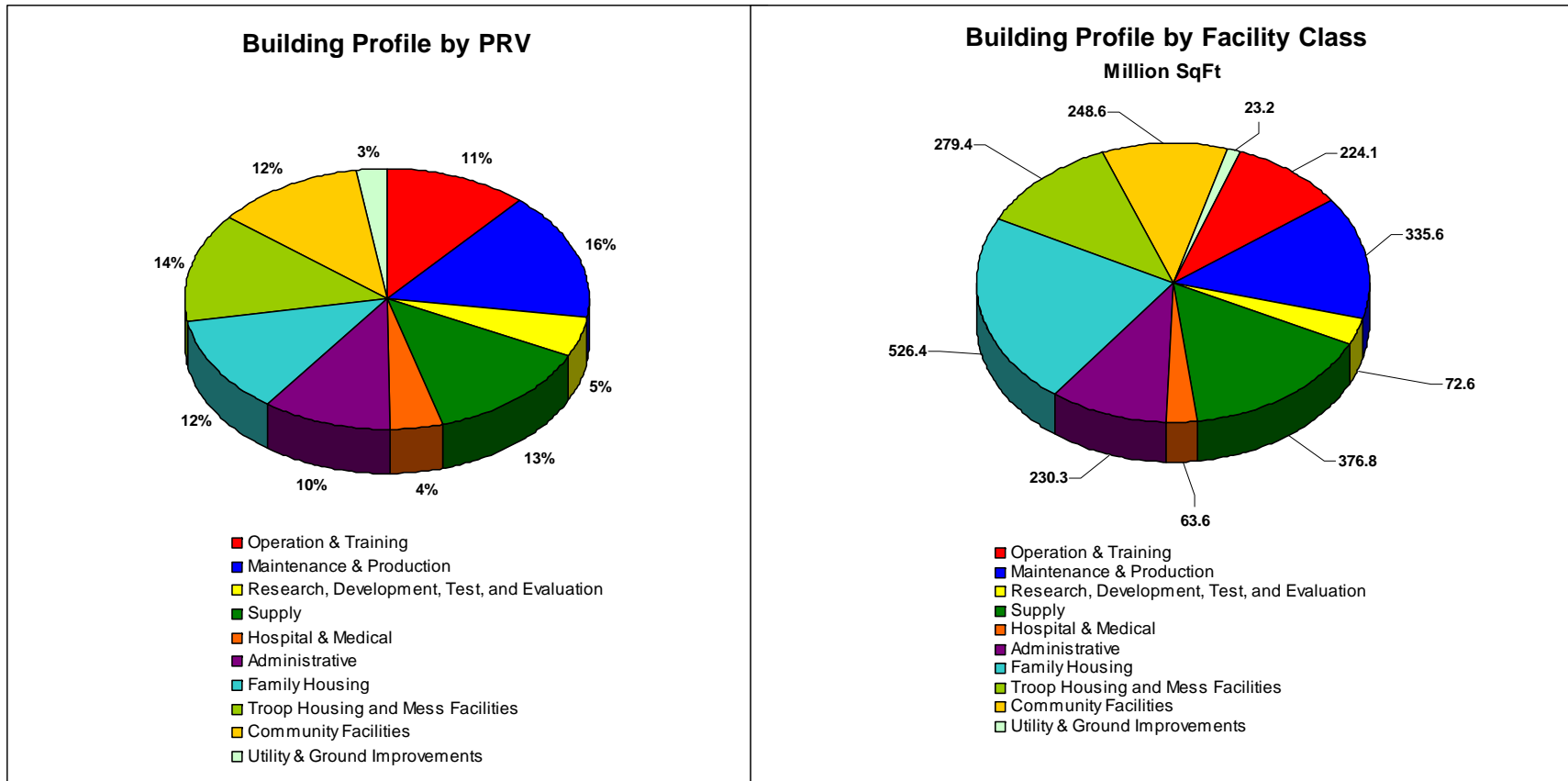


Figure 4. Building Profile

**Department of Defense
Base Structure Report (BSR)
FY 2006 Baseline**

The Departments Building Profile (Count, SqFt & PRV) by Facility Class, Area, and Ownership is provided in Table 3.

Facility Class	Area	Owned			Leased			License/Permit			Other			Total		
		Count	SqFt (M)	PRV (\$M)	Count	SqFt (M)	PRV (\$M)	Count	SqFt (M)	PRV (\$M)	Count	SqFt (M)	PRV (\$M)	Count	SqFt (M)	PRV (\$M)
Operation & Training	United States	19,831	194.41	\$ 39,485.29	189	2.66	\$ 397.76	236	2.95	\$ 682.22	65	0.36	\$ 67.15	20,321	200.37	\$ 40,632.41
	Territories	551	3.22	\$ 1,190.89	1	0.00	\$ 0.76	1	0.01	\$ 1.18	1	0.00	\$ 0.42	554	3.23	\$ 1,193.26
	Overseas	3,057	11.57	\$ 3,729.10	21	0.11	\$ 25.81	567	4.38	\$ 938.53	669	4.48	\$ 1,411.50	4,314	20.53	\$ 6,104.93
Operation & Training Total		23,439	209.19	\$ 44,405.28	211	2.77	\$ 424.33	804	7.33	\$ 1,621.93	735	4.84	\$ 1,479.07	25,189	224.14	\$ 47,930.61
Maintenance & Production	United States	21,277	292.68	\$ 55,845.20	74	1.23	\$ 196.19	236	4.01	\$ 830.01	54	0.36	\$ 86.30	21,641	298.28	\$ 56,957.70
	Territories	320	2.96	\$ 1,160.16	0	0.00	\$ 0.00	1	0.04	\$ 23.07	0	0.00	\$ 0.00	321	3.01	\$ 1,183.24
	Overseas	2,269	17.20	\$ 4,375.16	15	0.51	\$ 132.38	481	7.17	\$ 1,675.94	605	9.45	\$ 2,438.81	3,370	34.33	\$ 8,622.29
Maintenance & Production Total		23,866	312.85	\$ 61,380.52	89	1.74	\$ 328.57	718	11.21	\$ 2,529.02	659	9.81	\$ 2,525.12	25,332	335.61	\$ 66,763.23
Research, Development, Test, and Evaluation	United States	5,590	70.97	\$ 21,231.31	32	0.39	\$ 84.16	28	0.36	\$ 85.11	14	0.07	\$ 15.47	5,664	71.78	\$ 21,416.04
	Territories	7	0.03	\$ 21.85	0	0.00	\$ 0.00	0	0.00	\$ 0.00	0	0.00	\$ 0.00	7	0.03	\$ 21.85
	Overseas	119	0.69	\$ 388.97	2	0.01	\$ 4.76	5	0.04	\$ 14.66	9	0.08	\$ 23.64	135	0.81	\$ 432.03
Research, Development, Test, and Evaluation Total		5,716	71.68	\$ 21,642.13	34	0.40	\$ 88.92	33	0.40	\$ 99.77	23	0.14	\$ 39.10	5,806	72.62	\$ 21,869.93
Supply	United States	47,312	310.82	\$ 44,164.12	96	2.20	\$ 259.88	2,123	7.67	\$ 1,996.82	62	0.27	\$ 34.86	49,593	320.97	\$ 46,455.68
	Territories	684	3.12	\$ 1,153.79	0	0.00	\$ 0.00	3	0.05	\$ 5.94	0	0.00	\$ 0.00	687	3.16	\$ 1,159.73
	Overseas	5,726	24.68	\$ 4,314.27	45	1.98	\$ 219.58	2,481	14.03	\$ 2,492.76	1,283	11.95	\$ 2,002.48	9,535	52.65	\$ 9,029.10
Supply Total		53,722	338.62	\$ 49,632.18	141	4.18	\$ 479.47	4,607	21.75	\$ 4,495.52	1,345	12.23	\$ 2,037.34	59,815	376.78	\$ 56,644.51
Hospital & Medical	United States	1,487	52.97	\$ 13,778.33	45	0.57	\$ 116.21	17	0.27	\$ 64.91	15	0.66	\$ 165.59	1,564	54.46	\$ 14,125.03
	Territories	49	0.69	\$ 364.37	0	0.00	\$ 0.00	0	0.00	\$ 0.00	0	0.00	\$ 0.00	49	0.69	\$ 364.37
	Overseas	316	3.80	\$ 1,172.35	8	0.19	\$ 50.30	100	2.33	\$ 684.30	78	2.08	\$ 651.14	502	8.41	\$ 2,558.09
Hospital & Medical Total		1,852	57.47	\$ 15,315.05	53	0.75	\$ 166.51	117	2.60	\$ 749.21	93	2.74	\$ 816.73	2,115	63.56	\$ 17,047.50
Administrative	United States	11,758	192.09	\$ 35,555.60	104	2.01	\$ 267.82	125	1.18	\$ 214.24	78	0.45	\$ 80.32	12,065	195.75	\$ 36,117.98
	Territories	221	1.58	\$ 504.59	0	0.00	\$ 0.00	1	0.00	\$ 0.08	0	0.00	\$ 0.00	222	1.58	\$ 504.67
	Overseas	2,050	10.97	\$ 2,418.96	56	0.67	\$ 141.10	898	14.49	\$ 3,102.38	434	6.88	\$ 1,602.99	3,438	33.01	\$ 7,265.44
Administrative Total		14,029	204.65	\$ 38,479.15	160	2.68	\$ 408.92	1,024	15.68	\$ 3,316.70	512	7.33	\$ 1,683.31	15,725	230.34	\$ 43,888.08
Family Housing	United States	67,231	257.92	\$ 23,423.99	4,120	17.48	\$ 1,718.84	36	0.22	\$ 21.43	36,485	114.45	\$ 10,942.20	127,872	390.07	\$ 36,106.47
	Territories	3,440	8.19	\$ 1,607.57	0	0.00	\$ 0.00	0	0.00	\$ 0.00	1	0.00	\$ 0.18	3,441	8.19	\$ 1,607.75
	Overseas	7,256	17.81	\$ 2,060.15	4,744	20.75	\$ 2,095.80	3,803	48.72	\$ 5,224.94	3,469	40.85	\$ 4,858.29	19,272	128.12	\$ 14,239.18
Family Housing Total		97,927	283.91	\$ 27,091.70	8,864	38.22	\$ 3,814.64	3,839	48.94	\$ 5,246.37	39,955	155.30	\$ 15,800.68	150,585	526.37	\$ 51,953.39
Troop Housing and Mess Facilities	United States	11,652	207.04	\$ 40,305.95	31	0.43	\$ 35.81	60	0.65	\$ 197.24	40	0.43	\$ 111.01	11,783	208.55	\$ 40,650.01
	Territories	522	3.38	\$ 1,284.31	0	0.00	\$ 0.00	1	0.00	\$ 0.04	0	0.00	\$ 0.00	523	3.39	\$ 1,284.35
	Overseas	2,670	31.96	\$ 7,168.50	86	0.37	\$ 73.45	1,157	19.91	\$ 4,505.31	430	15.19	\$ 3,760.35	4,343	67.43	\$ 15,507.60
Troop Housing and Mess Facilities Total		14,844	242.38	\$ 48,758.76	117	0.80	\$ 109.26	1,218	20.56	\$ 4,702.59	470	15.62	\$ 3,871.35	16,649	279.37	\$ 57,441.96
Community Facilities	United States	19,402	170.79	\$ 31,524.85	139	2.00	\$ 274.82	88	0.99	\$ 196.24	264	4.25	\$ 777.01	19,893	178.04	\$ 32,772.92
	Territories	559	3.89	\$ 1,298.77	2	0.00	\$ 1.04	6	0.32	\$ 138.94	4	0.03	\$ 5.97	571	4.24	\$ 1,444.73
	Overseas	4,369	30.76	\$ 6,854.13	97	2.00	\$ 383.27	1,083	16.54	\$ 3,535.68	1,014	17.02	\$ 4,058.20	6,563	66.32	\$ 14,831.28
Community Facilities Total		24,330	205.44	\$ 39,677.75	238	4.00	\$ 659.14	1,177	17.86	\$ 3,870.86	1,282	21.30	\$ 4,841.17	27,027	248.60	\$ 49,048.93
Utility & Ground Improvements	United States	10,929	17.55	\$ 7,666.35	14	0.03	\$ 4.62	64	0.17	\$ 73.66	299	0.60	\$ 389.78	11,306	18.34	\$ 8,134.42
	Territories	309	0.40	\$ 233.78	0	0.00	\$ 0.00	0	0.00	\$ 0.00	0	0.00	\$ 0.00	309	0.40	\$ 233.78
	Overseas	3,558	2.30	\$ 1,355.21	13	0.04	\$ 8.02	611	0.88	\$ 417.33	910	1.29	\$ 460.89	5,092	4.50	\$ 2,241.45
Utility & Ground Improvements Total		14,796	20.25	\$ 9,255.34	27	0.06	\$ 12.64	675	1.05	\$ 490.99	1,209	1.88	\$ 850.68	16,707	23.24	\$ 10,609.64
Total	United States	236,469	1,767.24	\$ 312,980.99	4,844	28.99	\$ 3,356.12	3,013	18.47	\$ 4,361.88	37,376	121.90	\$ 12,669.68	281,702	1,936.60	\$ 333,368.66
	Territories	6,662	27.46	\$ 8,820.09	3	0.01	\$ 1.81	13	0.41	\$ 169.26	6	0.03	\$ 6.57	6,684	27.92	\$ 8,997.72
	Overseas	31,390	151.74	\$ 33,836.79	5,087	26.61	\$ 3,134.47	11,186	128.49	\$ 22,591.83	8,901	109.26	\$ 21,268.30	56,564	416.11	\$ 80,831.39
Grand Total		274,521	1,946.44	\$ 355,637.87	9,934	55.61	\$ 6,492.39	14,212	147.38	\$ 27,122.97	46,283	231.19	\$ 33,944.55	344,950	2,380.63	\$ 423,197.78

Table 3. Building Profile (Count, Square Feet and PRV)

Department of Defense Base Structure Report (BSR) FY 2006 Baseline

Structures Profile

DoD uses a reported 160,754 structures throughout the world, valued at over \$149 billion. Table 4 depicts the Department's structures profile by legal interest. Over 90% of the Department's structures are owned while less than 1% are leased. The Department uses the remaining 9% of structures either by a license or permit from another federal agency or by other means such as State owned.

	Owned	Leased	License / Permit	Other	Total
Army	63,530	351	4,791	1,711	70,383
Navy	26,521	192	179	1,607	28,499
Air Force	47,412	243	573	3,089	51,317
USMC	8,881	22	5	1,562	10,470
WHS	85	0	0	0	85
DoD Total	146,429	808	5,548	7,969	160,754

Table 4. DoD Structure Profile by Legal Interest

The predominant use of the structures by RPCS Facility Class and PRV is shown in Figure 5.

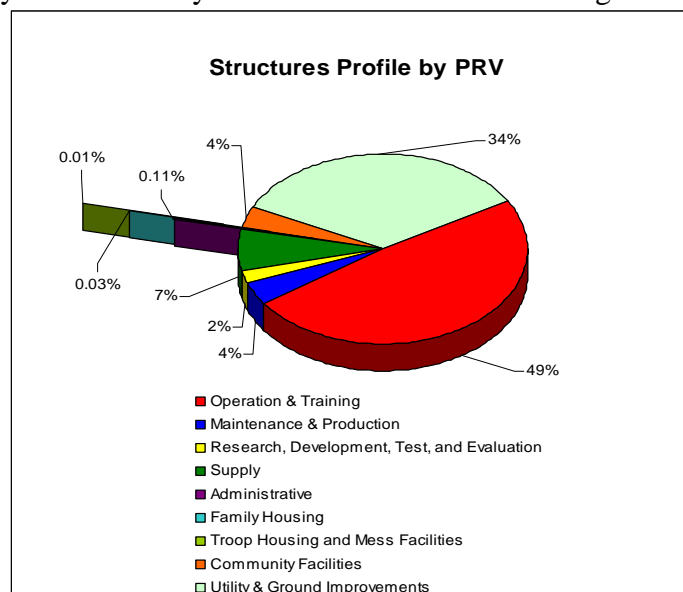


Figure 5. Structures Profile by PRV

**Department of Defense
Base Structure Report (BSR)
FY 2006 Baseline**

The Department's Structure Profile by RPCS facility class, area and interest is shown in Table 5.

Facility Class	Area	Owned		Leased		License/Permit		Other		Total	
		Count	PRV (\$M)	Count	PRV (\$M)	Count	PRV (\$M)	Count	PRV (\$M)	Count	PRV (\$M)
Operation & Training	United States	39,268	\$ 54,662.50	74	\$ 184.88	458	\$ 741.96	117	\$ 38.01	39,917	\$ 55,627.36
	Territories	830	\$ 3,640.69	2	\$ 23.37	3	\$ 2.69	0	\$ 0.00	835	\$ 3,666.75
	Overseas	7,746	\$ 8,328.82	20	\$ 10.00	530	\$ 950.11	2,111	\$ 4,007.82	10,407	\$ 13,296.75
Operation & Training Total		47,844	\$ 66,632.01	96	\$ 218.26	991	\$ 1,694.76	2,228	\$ 4,045.83	51,159	\$ 72,590.86
Maintenance & Production	United States	3,839	\$ 4,914.26	8	\$ 1.56	23	\$ 16.54	2	\$ 1.72	3,872	\$ 4,934.08
	Territories	69	\$ 51.37	0	\$ 0.00	0	\$ 0.00	0	\$ 0.00	69	\$ 51.37
	Overseas	450	\$ 259.75	0	\$ 0.00	78	\$ 19.59	264	\$ 621.41	792	\$ 900.75
Maintenance & Production Total		4,358	\$ 5,225.38	8	\$ 1.56	101	\$ 36.13	266	\$ 623.13	4,733	\$ 5,886.20
Research, Development, Test, and Evaluation	United States	2,732	\$ 3,047.23	1	\$ 0.31	0	\$ 0.00	24	\$ 7.88	2,757	\$ 3,055.42
	Territories	6	\$ 10.21	0	\$ 0.00	0	\$ 0.00	0	\$ 0.00	6	\$ 10.21
	Overseas	122	\$ 65.85	0	\$ 0.00	3	\$ 19.26	0	\$ 0.00	125	\$ 85.12
Research, Development, Test, and Evaluation Total		2,860	\$ 3,123.30	1	\$ 0.31	3	\$ 19.26	24	\$ 7.88	2,888	\$ 3,150.76
Supply	United States	10,403	\$ 6,422.59	17	\$ 5.67	77	\$ 46.25	34	\$ 1.78	10,531	\$ 6,476.29
	Territories	207	\$ 716.80	0	\$ 0.00	0	\$ 0.00	0	\$ 0.00	207	\$ 716.80
	Overseas	1,769	\$ 1,856.06	5	\$ 0.73	266	\$ 265.61	386	\$ 1,302.38	2,426	\$ 3,424.78
Supply Total		12,379	\$ 8,995.45	22	\$ 6.40	343	\$ 311.86	420	\$ 1,304.16	13,164	\$ 10,617.87
Administrative	United States	4,445	\$ 119.74	13	\$ 0.10	24	\$ 0.28	16	\$ 0.16	4,498	\$ 120.29
	Territories	103	\$ 1.82	0	\$ 0.00	0	\$ 0.00	0	\$ 0.00	103	\$ 1.82
	Overseas	657	\$ 34.64	0	\$ 0.00	108	\$ 1.65	64	\$ 1.32	829	\$ 37.61
Administrative Total		5,205	\$ 156.21	13	\$ 0.10	132	\$ 1.93	80	\$ 1.48	5,430	\$ 159.73
Family Housing	United States	807	\$ 27.75	0	\$ 0.00	0	\$ 0.00	95	\$ 4.45	902	\$ 32.21
	Territories	0	\$ 0.00	0	\$ 0.00	0	\$ 0.00	0	\$ 0.00	0	\$ 0.00
	Overseas	60	\$ 7.78	0	\$ 0.00	0	\$ 0.00	0	\$ 0.00	60	\$ 7.78
Family Housing Total		867	\$ 35.54	0	\$ 0.00	0	\$ 0.00	95	\$ 4.45	962	\$ 39.99
Troop Housing and Mess Facilities	United States	500	\$ 15.15	1	\$ 0.00	1	\$ 0.02	0	\$ 0.00	502	\$ 15.17
	Territories	3	\$ 0.03	0	\$ 0.00	0	\$ 0.00	0	\$ 0.00	3	\$ 0.03
	Overseas	407	\$ 5.26	0	\$ 0.00	302	\$ 1.10	20	\$ 0.12	729	\$ 6.48
Troop Housing and Mess Facilities Total		910	\$ 20.43	1	\$ 0.00	303	\$ 1.12	20	\$ 0.12	1,234	\$ 21.68
Community Facilities	United States	18,852	\$ 3,831.71	133	\$ 32.86	37	\$ 17.57	1,290	\$ 197.94	20,312	\$ 4,080.07
	Territories	540	\$ 158.87	0	\$ 0.00	0	\$ 0.00	5	\$ 0.45	545	\$ 159.31
	Overseas	4,698	\$ 899.21	126	\$ 28.84	343	\$ 132.87	525	\$ 163.35	5,692	\$ 1,224.27
Community Facilities Total		24,090	\$ 4,889.79	259	\$ 61.70	380	\$ 150.44	1,820	\$ 361.74	26,549	\$ 5,463.66
Utility & Ground Improvements	United States	37,836	\$ 43,581.58	210	\$ 46.36	298	\$ 517.14	538	\$ 257.19	38,882	\$ 44,402.27
	Territories	839	\$ 1,376.97	0	\$ 0.00	2	\$ 0.09	0	\$ 0.00	841	\$ 1,377.05
	Overseas	9,241	\$ 3,259.51	198	\$ 21.41	2,995	\$ 1,178.57	2,478	\$ 1,286.30	14,912	\$ 5,745.80
Utility & Ground Improvements Total		47,916	\$ 48,218.05	408	\$ 67.77	3,295	\$ 1,695.80	3,016	\$ 1,543.49	54,635	\$ 51,525.11
Total	United States	118,682	\$ 116,622.50	457	\$ 271.74	918	\$ 1,339.76	2,116	\$ 509.15	122,173	\$ 118,743.14
	Territories	2,597	\$ 5,956.75	2	\$ 23.37	5	\$ 2.78	5	\$ 0.45	2,609	\$ 5,983.35
	Overseas	25,150	\$ 14,716.89	349	\$ 60.99	4,625	\$ 2,568.77	5,848	\$ 7,382.70	35,972	\$ 24,729.35
Grand Total		146,429	\$ 137,296.15	808	\$ 356.10	5,548	\$ 3,911.31	7,969	\$ 7,892.29	160,754	\$ 149,455.84

Table 5. Structure Profile (Count and PRV)

Department of Defense Base Structure Report (BSR) FY 2006 Baseline

Utilities Profile

DoD manages a reported 65,518 utility facilities throughout the world, valued at nearly \$81 billion. The Department's utilities profile by legal interest is depicted at Table 6. The Department owns over 89.6% of all utilities, less than 0.1% are leased, and the remaining 10.3% are either licensed/permitted or other.

	Owned	Leased	License / Permit	Other	Total
Army	18,420	16	1,471	1,688	21,595
Navy	15,783	45	56	1,365	17,249
Air Force	20,062	35	197	1,317	21,611
USMC	4,429	1	1	628	5,059
WHS	4	0	0	0	4
DoD Total	58,698	97	1,725	4,998	65,518

Table 6. DoD Utilities Profile by Legal Interest

The predominant use of the utilities by RPCS Facility Class and PRV is shown in Figure 6.

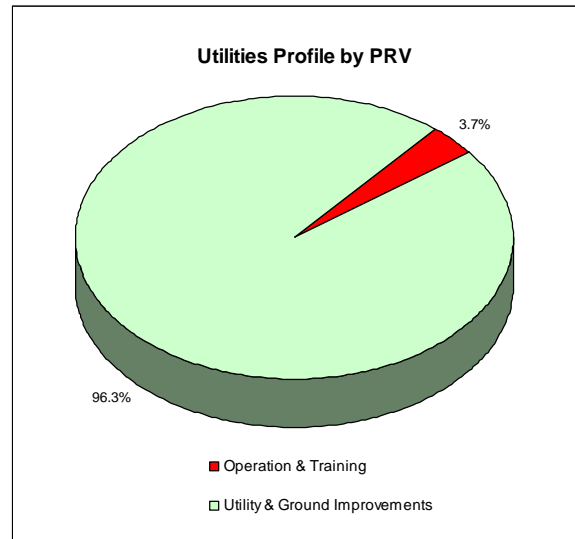


Figure 6. Utilities Profile by PRV

**Department of Defense
Base Structure Report (BSR)
FY 2006 Baseline**

The Department's Utilities Profile by RPCS facility class, area, and interest is shown in Table 7.

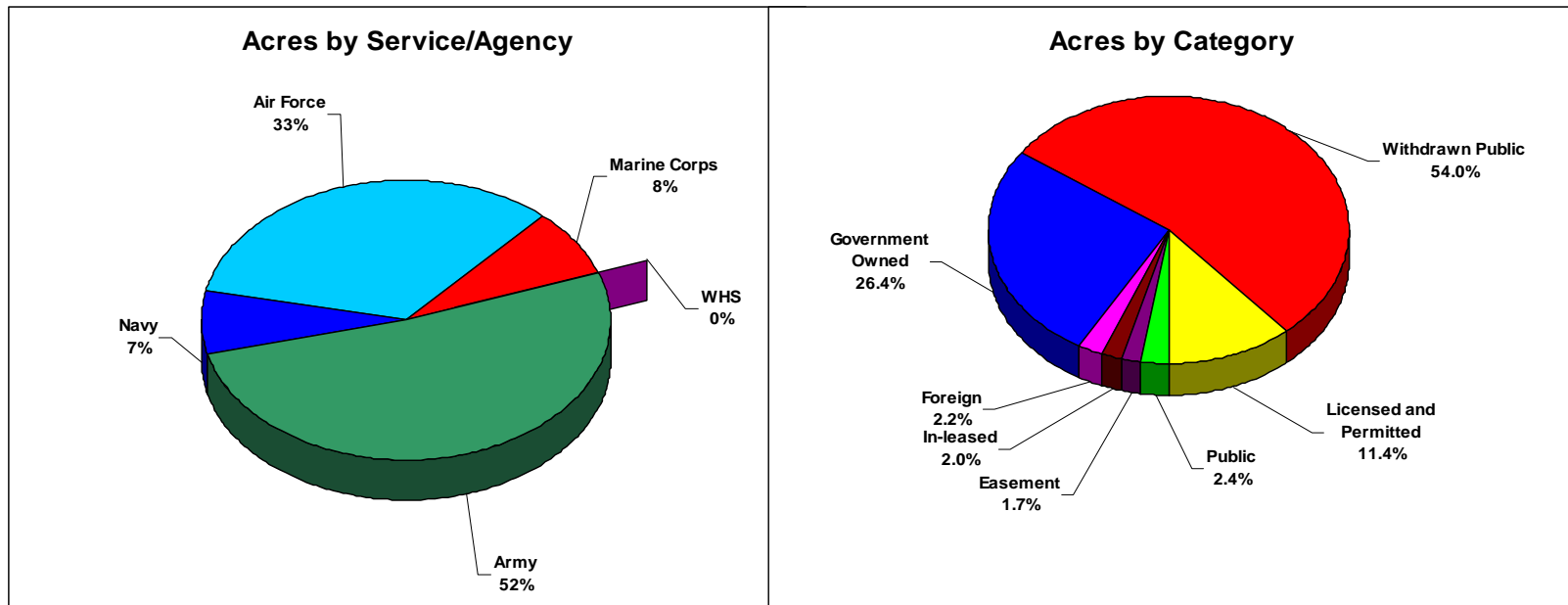
Facility Class	Area	Owned		Leased		License/Permit		Other		Total	
		Count	PRV (\$M)	Count	PRV (\$M)	Count	PRV (\$M)	Count	PRV (\$M)	Count	PRV (\$M)
Operation & Training	United States	1,237	\$ 2,591.42	8	\$ 2.82	5	\$ 0.18	2	\$ 1.95	1,252	\$ 2,596.37
	Territories	36	\$ 135.53	0	\$ 0.00	1	\$ 0.01	0	\$ 0.00	37	\$ 135.54
	Overseas	226	\$ 190.07	0	\$ 0.00	36	\$ 22.84	70	\$ 71.69	332	\$ 284.60
Operation & Training Total		1,499	\$ 2,917.02	8	\$ 2.82	42	\$ 23.03	72	\$ 73.64	1,621	\$ 3,016.51
Utility & Ground Improvements	United States	47,341	\$ 59,135.48	52	\$ 37.13	218	\$ 385.24	1,622	\$ 2,635.65	49,233	\$ 62,193.51
	Territories	1,626	\$ 3,687.81	0	\$ 0.00	4	\$ 0.15	2	\$ 0.02	1,632	\$ 3,687.99
	Overseas	8,232	\$ 6,315.30	37	\$ 13.47	1,461	\$ 1,801.94	3,302	\$ 3,701.34	13,032	\$ 11,832.06
Utility & Ground Improvements Total		57,199	\$ 69,138.59	89	\$ 50.60	1,683	\$ 2,187.33	4,926	\$ 6,337.02	63,897	\$ 77,713.56
Total	United States	48,578	\$ 61,726.90	60	\$ 39.95	223	\$ 385.42	1,624	\$ 2,637.61	50,485	\$ 64,789.88
	Territories	1,662	\$ 3,823.34	0	\$ 0.00	5	\$ 0.16	2	\$ 0.02	1,669	\$ 3,823.52
	Overseas	8,458	\$ 6,505.38	37	\$ 13.47	1,497	\$ 1,824.78	3,372	\$ 3,773.04	13,364	\$ 12,116.66
Grand Total		58,698	\$ 72,055.61	97	\$ 53.42	1,725	\$ 2,210.36	4,998	\$ 6,410.67	65,518	\$ 80,730.06

Table 7. Utilities Profile (Count and PRV)

Department of Defense Base Structure Report (BSR) FY 2006 Baseline

Land Profile

DoD manages over 29.7 million acres of land worldwide. More than 98% of that land is located in the United States or U.S. Territories. The majority of land controlled by the Department (80%) is government owned or withdrawn public land. The Army controls the largest percentage of the Department's land – 52%. The Air Force manages the next largest portion of the total acreage at 33%. Figure 7 depicts the land profile.



Service	Government Owned Land	Withdrawn Public land	Licensed and Permitted Land	Public Land	Land Easement	In-leased Land	Foreign Land	Total Acres
Army	4,943,550.2	6,507,153.0	3,174,016.5	9,722.2	218,767.8	351,119.9	199,092.7	15,403,422.2
Navy	607,304.1	1,282,103.8	89,547.8	187.6	63,943.1	59,648.3	51,490.2	2,154,224.8
Air Force	1,513,105.0	7,595,989.0	136,085.0	192.0	184,044.0	107,929.0	322,111.0	9,859,455.0
USMC	786,834.3	679,090.8	6,769.1	691,759.0	34,312.5	69,553.5	84,908.0	2,353,227.2
WHS	438.4	0.0	0.0	0.0	4.2	0.0	0.0	442.6
DoD Total	7,851,232.0	16,064,336.6	3,406,418.4	701,860.8	501,071.6	588,250.6	657,601.9	29,770,771.8

Figure 7. Land Profile

Department of Defense Base Structure Report (BSR) FY 2006 Baseline

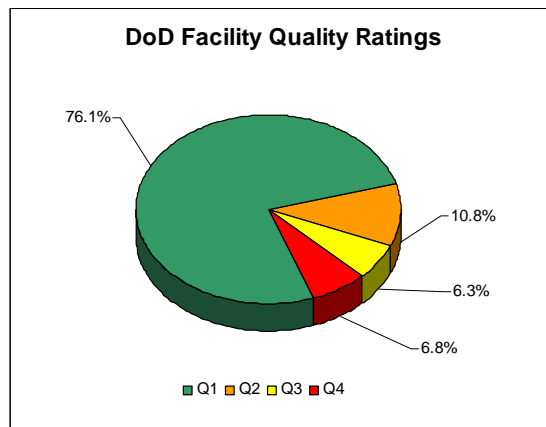
Facility Quality Profile

Initial reporting of the Department's quality of facilities began in CY 2005. To promote standardization and objectivity, facility Q-ratings are stated as the result of a mathematical formula comparing the estimated cost (typically by looking at outstanding work orders) to restore a facility to the total amount of its current plant replacement value. The resulting percentage is then reported in the table below (Table 8).

Code	Definition
Q-1	The sum of all necessary restoration and modernization costs is not greater than 10 percent of the replacement value of the facility.
Q-2	The sum of all necessary restoration and modernization costs is greater than 10 percent but not greater than 20 percent of the replacement value of the facility.
Q-3	The sum of all necessary restoration and modernization costs is greater than 20 percent but not greater than 40 percent of the replacement value of the facility.
Q-4	The sum of all necessary restoration and modernization costs is greater than 40 percent of the replacement value of the facility.

Table 8. Q-Status Criteria

The Department's initial Q-status reporting reveals 76 percent of all facilities within the DoD are rated Q-1 with over 13 percent of all facilities (Q-3 and Q-4) needing significant funding to restore facilities to good working order to meet full facility value. Figure 8 depicts DoD's Q-status by Service/Agency.



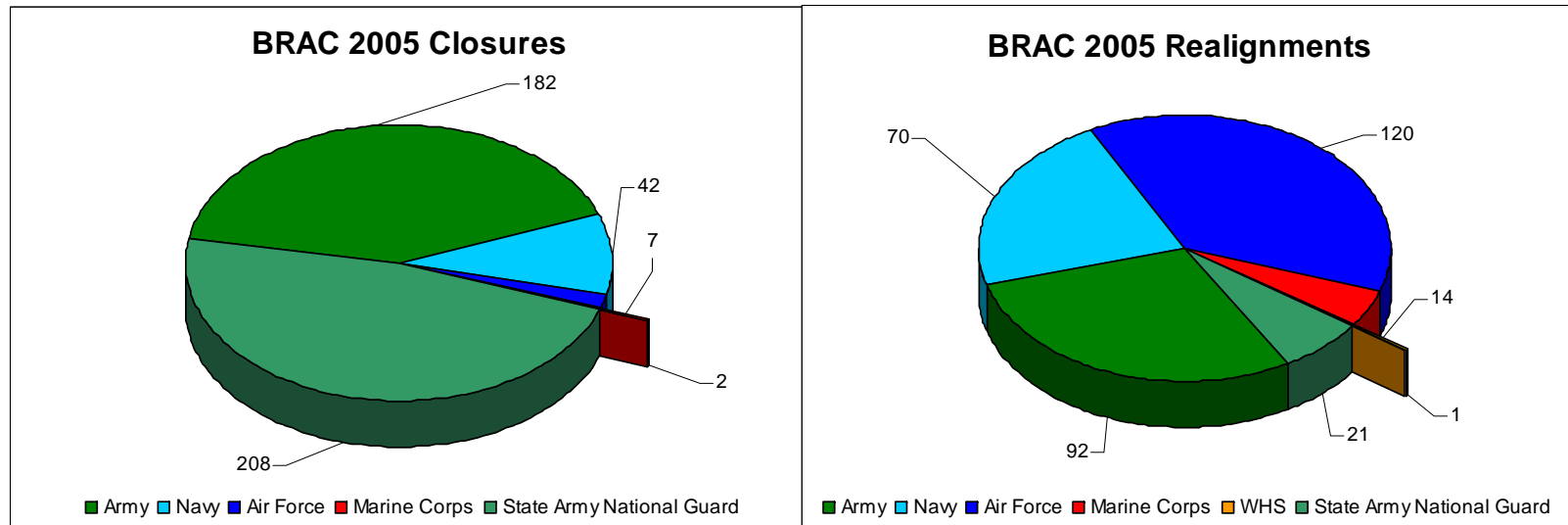
	Q1	Q2	Q3	Q4
DoD Wide	76.1%	10.8%	6.3%	6.8%
Army	60.4%	19.5%	14.8%	5.3%
Navy	88.8%	2.2%	2.7%	6.3%
Air Force	88.5%	1.9%	1.8%	7.9%
Marine Corps	40.3%	42.2%	9.7%	7.7%
WHS	71.9%	13.5%	4.5%	10.1%

Figure 8. DoD Facility Quality Ratings

Department of Defense Base Structure Report (BSR) FY 2006 Baseline

2005 Base Realignment and Closure (BRAC)

The total implementation of the BRAC 2005 will result in the closure of 441 sites valued at \$16.8B and realignment at an additional 318 sites. Figure 9 shows by Service and Component, to include the Army State National Guard, the number of sites affected by BRAC 2005. The figures excludes sites that are not reported in the Services Real Property Inventory databases.



Service	Closures							Realignments				
	Active		Guard		Reserve		Total	Active	Guard	Reserve	Total	
	# Sites	PRV (\$M)	# Sites	PRV (\$M)	# Sites	PRV (\$M)	# Sites	PRV (\$M)	# Sites	# Sites	# Sites	# Sites
Army	16	\$ 7,847.83	6	\$ 903.49	160	\$ 1,195.73	182	\$ 9,947.06	62	10	20	92
Navy	8	\$ 2,277.75	0	\$ 0.00	34	\$ 782.24	42	\$ 3,059.99	63	0	7	70
Air Force	5	\$ 2,276.78	1	\$ 196.88	1	\$ 132.53	7	\$ 2,606.19	56	57	7	120
Marine Corps	1	\$ 76.42	0	\$ 0.00	1	\$ 3.73	2	\$ 80.14	12	0	2	14
WHS	0	\$ 0.00	0	\$ 0.00	0	\$ 0.00	0	\$ 0.00	1	0	0	1
Total DoD	30	\$ 12,478.78	7	\$ 1,100.37	196	\$ 2,114.23	233	\$ 15,693.38	194	67	36	297
State Army National Guard			208	\$ 1,091.04			208	\$ 1,091.04		21		21
Total DoD and State ARNG	30	\$ 12,478.78	215	\$ 2,191.41	196	\$ 2,114.23	441	\$ 16,784.42	194	88	36	318

Figure 9. BRAC 2005 Implementation

**Department of Defense
Base Structure Report (BSR)
FY 2006 Baseline**

V. SUMMARY OF CHANGES

Section IV – Portfolio Summary:

- Summarized DoD Portfolio by legal interest, Area, Facility Class, and by Service/WHS.
- Added summary data for Facility Quality Profile and BRAC 2005 actions.

Section VIII thru Section X

- Added: BRAC 2005 Action and Buildings License/Permit.
- Removed: Phone Number, Zip Code, and Total Personnel

VI. CONCLUSION

The Base Structure Report is designed to provide the reader with a snapshot view of the vast real property inventory maintained by today's Department of Defense. Our physical infrastructure provides the critical framework supporting the global war on terrorism and supports our military forces worldwide. As the Department transforms many of its business processes and realigns many of our installations in response to BRAC 2005, the location and quality of our facilities will become increasingly more important to our nation's readiness. The Office of the Deputy Under Secretary of Defense for Installations and Environment is projecting a clear path forward with a soon to be released strategic plan. Our Defense Installations Strategic Plan challenges the Department to develop and field the "Right Tools and Metrics" for understanding and managing this vast Department of Defense physical infrastructure. The Department's vision for transformation will soon be reflected in this report as installations are closed, restructured and realigned to more efficiently support the joint warfighter. Our network of quality support facilities and installations continues to provide the strength and stability of the staff that supports the lethal tip of the spear.

**Department of Defense
Base Structure Report (BSR)
FY 2006 Baseline**

THIS PAGE INTENTIONALLY LEFT BLANK

VII. INSTALLATION SIZE SUMMARIES

Installation Size By Locations - FY 2006 Baseline Data

<i>Location</i>	<i>No. of Large Installations</i>	<i>No. of Medium Installations</i>	<i>No. of Small Installations</i>	<i>No. of Other Installations</i>	<i>Total Locations</i>
United States	98	90	2,338	362	2,888
Territories	3	2	63	9	77
Overseas	15	19	698	34	766
Total	116	111	3,099	405	3,731

<i>Location</i>	<i>Service</i>	<i>No. of Large Installations</i>	<i>No. of Medium Installations</i>	<i>No. of Small Installations</i>	<i>No. of Other Installations</i>	<i>Total Locations</i>
United States	Army	38	28	1,206	71	1,343
	Navy	19	28	491	61	599
	Air Force	33	28	574	222	857
	USMC	7	6	67	8	88
	WHS	1	0	0	0	1
	United States Total:		98	90	2,338	362
Territories	Army	0	0	20	0	20
	Navy	2	2	30	7	41
	Air Force	1	0	12	2	15
	USMC	0	0	1	0	1
	Territories Total:		3	2	63	9
Overseas	Army	1	8	351	11	371
	Navy	5	3	84	2	94
	Air Force	8	5	246	15	274
	USMC	1	3	17	6	27
	Overseas Total:		15	19	698	34
Grand Total:		116	111	3,099	405	3,731

<p><i>Large Installation</i> = Total PRV greater than or equal to \$1.616B</p> <p><i>Medium Installation</i> = Total PRV less than \$1.616B and greater than or equal to \$862M</p> <p><i>Small Installation</i> = Total PRV less than \$862M and greater than 0</p> <p><i>Other Installation</i> = PRV equal to 0 (Zero) - primarily land records</p>
--

Installation Size By Locations - FY 2006 Baseline Data

<i>Location</i>	<i>Service</i>	<i>No. of Large Installations</i>	<i>No. of Medium Installations</i>	<i>No. of Small Installations</i>	<i>No. of Other Installations</i>	<i>Total Locations</i>
Alabama	Army	2	1	45	9	57
	Navy	0	0	11	1	12
	Air Force	0	1	10	0	11
	USMC	0	0	2	0	2
	Total	2	2	68	10	82
Alaska	Army	2	1	73	8	84
	Navy	1	0	6	0	7
	Air Force	3	0	37	29	69
	Total	6	1	116	37	160
Arizona	Army	1	1	11	3	16
	Navy	0	0	3	0	3
	Air Force	1	1	14	2	18
	USMC	0	1	1	1	3
	Total	2	3	29	6	40
Arkansas	Army	0	1	16	0	17
	Air Force	0	1	6	0	7
	Total	0	2	22	0	24
California	Army	3	1	67	3	74
	Navy	5	8	88	20	121
	Air Force	4	2	42	29	77
	USMC	3	1	11	3	18
	Total	15	12	208	55	290
Colorado	Army	1	1	12	1	15
	Navy	0	0	2	0	2
	Air Force	1	1	12	2	16
	Total	2	2	26	3	33

<i>Large Installation</i>	= Total PRV greater than or equal to \$1.616B
<i>Medium Installation</i>	= Total PRV less than \$1.616B and greater than or equal to \$862M
<i>Small Installation</i>	= Total PRV less than \$862M and greater than 0
<i>Other Installation</i>	= PRV equal to 0 (Zero) - primarily land records

Installation Size By Locations - FY 2006 Baseline Data

<i>Location</i>	<i>Service</i>	<i>No. of Large Installations</i>	<i>No. of Medium Installations</i>	<i>No. of Small Installations</i>	<i>No. of Other Installations</i>	<i>Total Locations</i>
Connecticut	Army	0	0	11	0	11
	Navy	0	1	7	0	8
	Air Force	0	0	2	0	2
	Total	0	1	20	0	21
Delaware	Army	0	0	4	0	4
	Navy	0	0	1	0	1
	Air Force	0	1	3	1	5
	Total	0	1	8	1	10
District of Columbia	Army	0	1	2	0	3
	Navy	0	0	8	1	9
	Air Force	0	0	1	0	1
	USMC	0	0	1	0	1
	WHS	1	0	0	0	1
	Total	1	1	12	1	15
Florida	Army	0	0	33	0	33
	Navy	2	3	31	2	38
	Air Force	1	5	38	8	52
	USMC	0	0	3	0	3
	Total	3	8	105	10	126
Georgia	Army	3	1	24	3	31
	Navy	1	0	9	0	10
	Air Force	1	1	10	4	16
	USMC	0	1	3	0	4
	Total	5	3	46	7	61

<p><i>Large Installation</i> = Total PRV greater than or equal to \$1.616B</p> <p><i>Medium Installation</i> = Total PRV less than \$1.616B and greater than or equal to \$862M</p> <p><i>Small Installation</i> = Total PRV less than \$862M and greater than 0</p> <p><i>Other Installation</i> = PRV equal to 0 (Zero) - primarily land records</p>
--

Installation Size By Locations - FY 2006 Baseline Data

Location	Service	No. of Large Installations	No. of Medium Installations	No. of Small Installations	No. of Other Installations	Total Locations
Hawaii	Army	1	2	23	1	27
	Navy	1	1	19	1	22
	Air Force	1	0	17	3	21
	USMC	1	0	6	0	7
	Total	4	3	65	5	77
Idaho	Army	0	0	9	3	12
	Navy	0	0	5	0	5
	Air Force	1	0	41	3	45
	Total	1	0	55	6	62
Illinois	Army	0	1	39	0	40
	Navy	1	0	8	0	9
	Air Force	1	0	6	1	8
	USMC	0	0	1	0	1
	Total	2	1	54	1	58
Indiana	Army	1	1	23	1	26
	Navy	1	0	5	0	6
	Air Force	0	0	5	1	6
	USMC	0	0	1	0	1
	Total	2	1	34	2	39
Iowa	Army	0	1	23	1	25
	Navy	0	0	4	0	4
	Air Force	0	0	3	0	3
	Total	0	1	30	1	32
Kansas	Army	2	0	26	3	31
	Navy	0	0	1	0	1
	Air Force	0	1	1	1	3
	Total	2	1	28	4	35

<p><i>Large Installation</i> = Total PRV greater than or equal to \$1.616B</p> <p><i>Medium Installation</i> = Total PRV less than \$1.616B and greater than or equal to \$862M</p> <p><i>Small Installation</i> = Total PRV less than \$862M and greater than 0</p> <p><i>Other Installation</i> = PRV equal to 0 (Zero) - primarily land records</p>
--

Installation Size By Locations - FY 2006 Baseline Data

<i>Location</i>	<i>Service</i>	<i>No. of Large Installations</i>	<i>No. of Medium Installations</i>	<i>No. of Small Installations</i>	<i>No. of Other Installations</i>	<i>Total Locations</i>
Kentucky	Army	2	1	22	1	26
	Navy	0	0	2	0	2
	Air Force	0	0	1	0	1
	Total	2	1	25	1	29
Louisiana	Army	1	0	17	0	18
	Navy	0	0	6	0	6
	Air Force	0	1	9	1	11
	USMC	0	0	1	1	2
	Total	1	1	33	2	37
Maine	Army	0	0	6	0	6
	Navy	0	1	11	0	12
	Air Force	0	0	4	3	7
	Total	0	1	21	3	25
Maryland	Army	2	1	30	0	33
	Navy	1	2	32	9	44
	Air Force	1	0	8	0	9
	USMC	0	0	1	0	1
	Total	4	3	71	9	87
Massachusetts	Army	0	0	25	0	25
	Navy	0	0	8	0	8
	Air Force	0	1	10	3	14
	USMC	0	0	2	0	2
	Total	0	1	45	3	49

<p><i>Large Installation</i> = Total PRV greater than or equal to \$1.616B</p> <p><i>Medium Installation</i> = Total PRV less than \$1.616B and greater than or equal to \$862M</p> <p><i>Small Installation</i> = Total PRV less than \$862M and greater than 0</p> <p><i>Other Installation</i> = PRV equal to 0 (Zero) - primarily land records</p>
--

Installation Size By Locations - FY 2006 Baseline Data

<i>Location</i>	<i>Service</i>	<i>No. of Large Installations</i>	<i>No. of Medium Installations</i>	<i>No. of Small Installations</i>	<i>No. of Other Installations</i>	<i>Total Locations</i>
Michigan	Army	0	0	25	0	25
	Navy	0	0	7	0	7
	Air Force	0	0	5	3	8
	USMC	0	0	1	0	1
	Total	0	0	38	3	41
Minnesota	Army	0	0	20	1	21
	Navy	0	0	5	0	5
	Air Force	0	0	5	0	5
	Total	0	0	30	1	31
Mississippi	Army	0	0	19	0	19
	Navy	0	0	6	1	7
	Air Force	1	0	11	0	12
	Total	1	0	36	1	38
Missouri	Army	1	0	27	1	29
	Navy	0	0	5	1	6
	Air Force	1	0	10	2	13
	USMC	0	0	2	0	2
	Total	2	0	44	4	50
Montana	Army	0	0	13	1	14
	Navy	0	0	2	0	2
	Air Force	1	0	13	2	16
	Total	1	0	28	3	32
Nebraska	Army	0	0	19	0	19
	Navy	0	0	2	0	2
	Air Force	0	1	9	1	11
	Total	0	1	30	1	32

<p><i>Large Installation</i> = Total PRV greater than or equal to \$1.616B</p> <p><i>Medium Installation</i> = Total PRV less than \$1.616B and greater than or equal to \$862M</p> <p><i>Small Installation</i> = Total PRV less than \$862M and greater than 0</p> <p><i>Other Installation</i> = PRV equal to 0 (Zero) - primarily land records</p>
--

Installation Size By Locations - FY 2006 Baseline Data

<i>Location</i>	<i>Service</i>	<i>No. of Large Installations</i>	<i>No. of Medium Installations</i>	<i>No. of Small Installations</i>	<i>No. of Other Installations</i>	<i>Total Locations</i>
Nevada	Army	1	0	3	1	5
	Navy	0	1	6	0	7
	Air Force	1	1	18	10	30
	Total	2	2	27	11	42
New Hampshire	Army	0	0	4	1	5
	Air Force	0	0	2	2	4
	Total	0	0	6	3	9
New Jersey	Army	1	2	11	0	14
	Navy	0	2	5	1	8
	Air Force	1	0	7	2	10
	Total	2	4	23	3	32
New Mexico	Army	1	0	11	2	14
	Navy	0	0	1	0	1
	Air Force	2	1	18	0	21
	Total	3	1	30	2	36
New York	Army	2	0	45	1	48
	Navy	0	0	17	1	18
	Air Force	0	0	14	12	26
	USMC	0	0	4	0	4
	Total	2	0	80	14	96
North Carolina	Army	1	0	37	8	46
	Navy	0	0	9	6	15
	Air Force	0	1	11	3	15
	USMC	2	1	10	2	15
	Total	3	2	67	19	91

Large Installation = Total PRV greater than or equal to \$1.616B
Medium Installation = Total PRV less than \$1.616B and greater than or equal to \$862M
Small Installation = Total PRV less than \$862M and greater than 0
Other Installation = PRV equal to 0 (Zero) - primarily land records

Installation Size By Locations - FY 2006 Baseline Data

<i>Location</i>	<i>Service</i>	<i>No. of Large Installations</i>	<i>No. of Medium Installations</i>	<i>No. of Small Installations</i>	<i>No. of Other Installations</i>	<i>Total Locations</i>
North Dakota	Army	0	0	11	1	12
	Navy	0	0	3	0	3
	Air Force	1	1	6	5	13
	Total	1	1	20	6	28
Ohio	Army	0	0	50	2	52
	Navy	0	0	8	0	8
	Air Force	1	0	10	1	12
	USMC	0	0	1	0	1
	Total	1	0	69	3	73
Oklahoma	Army	2	0	23	0	25
	Navy	0	0	1	0	1
	Air Force	1	1	12	0	14
	Total	3	1	36	0	40
Oregon	Army	0	1	9	0	10
	Navy	0	0	5	0	5
	Air Force	0	0	3	3	6
	Total	0	1	17	3	21
Pennsylvania	Army	0	1	85	2	88
	Navy	0	1	17	0	18
	Air Force	0	0	9	1	10
	USMC	0	0	4	0	4
	Total	0	2	115	3	120
Rhode Island	Army	0	0	10	0	10
	Navy	1	0	4	0	5
	Air Force	0	0	3	0	3
	Total	1	0	17	0	18

<p><i>Large Installation</i> = Total PRV greater than or equal to \$1.616B</p> <p><i>Medium Installation</i> = Total PRV less than \$1.616B and greater than or equal to \$862M</p> <p><i>Small Installation</i> = Total PRV less than \$862M and greater than 0</p> <p><i>Other Installation</i> = PRV equal to 0 (Zero) - primarily land records</p>
--

Installation Size By Locations - FY 2006 Baseline Data

<i>Location</i>	<i>Service</i>	<i>No. of Large Installations</i>	<i>No. of Medium Installations</i>	<i>No. of Small Installations</i>	<i>No. of Other Installations</i>	<i>Total Locations</i>
South Carolina	Army	1	0	16	0	17
	Navy	0	2	11	0	13
	Air Force	0	2	11	7	20
	USMC	0	2	4	0	6
	Total	1	6	42	7	56
South Dakota	Army	0	0	5	0	5
	Navy	0	0	1	0	1
	Air Force	1	0	9	6	16
	Total	1	0	15	6	22
Tennessee	Army	1	1	18	1	21
	Navy	0	0	5	0	5
	Air Force	1	0	5	0	6
	USMC	0	0	1	0	1
	Total	2	1	29	1	33
Texas	Army	3	1	64	2	70
	Navy	0	2	17	0	19
	Air Force	2	3	50	6	61
	USMC	0	0	2	0	2
	Total	5	6	133	8	152
Utah	Army	0	2	16	0	18
	Navy	0	0	2	0	2
	Air Force	1	0	11	58	70
	Total	1	2	29	58	90
Vermont	Army	0	0	9	0	9
	Navy	0	0	1	0	1
	Air Force	0	0	1	0	1
	Total	0	0	11	0	11

<p><i>Large Installation</i> = Total PRV greater than or equal to \$1.616B</p> <p><i>Medium Installation</i> = Total PRV less than \$1.616B and greater than or equal to \$862M</p> <p><i>Small Installation</i> = Total PRV less than \$862M and greater than 0</p> <p><i>Other Installation</i> = PRV equal to 0 (Zero) - primarily land records</p>
--

Installation Size By Locations - FY 2006 Baseline Data

Location	Service	No. of Large Installations	No. of Medium Installations	No. of Small Installations	No. of Other Installations	Total Locations
Virginia	Army	1	4	32	2	39
	Navy	3	2	35	7	47
	Air Force	0	1	5	1	7
	USMC	1	0	4	0	5
	Total	5	7	76	10	98
Washington	Army	1	0	20	3	24
	Navy	2	2	39	10	53
	Air Force	2	0	20	4	26
	USMC	0	0	1	0	1
	Total	5	2	80	17	104
West Virginia	Army	0	0	31	1	32
	Navy	0	0	4	0	4
	Air Force	0	0	3	0	3
	Total	0	0	38	1	39
Wisconsin	Army	1	1	29	2	33
	Navy	0	0	5	0	5
	Air Force	0	0	7	0	7
	USMC	0	0	0	1	1
	Total	1	1	41	3	46
Wyoming	Army	0	0	3	2	5
	Navy	0	0	1	0	1
	Air Force	1	0	6	2	9
	Total	1	0	10	4	15
United States Total:		98	90	2,338	362	2,888

<p><i>Large Installation</i> = Total PRV greater than or equal to \$1.616B</p> <p><i>Medium Installation</i> = Total PRV less than \$1.616B and greater than or equal to \$862M</p> <p><i>Small Installation</i> = Total PRV less than \$862M and greater than 0</p> <p><i>Other Installation</i> = PRV equal to 0 (Zero) - primarily land records</p>
--

Installation Size By Locations - FY 2006 Baseline Data

<i>Location</i>	<i>Service</i>	<i>No. of Large Installations</i>	<i>No. of Medium Installations</i>	<i>No. of Small Installations</i>	<i>No. of Other Installations</i>	<i>Total Locations</i>
Territories	Army	0	0	20	0	20
	Navy	2	2	30	7	41
	Air Force	1	0	12	2	15
	USMC	0	0	1	0	1
	Total	3	2	63	9	77
Overseas	Army	1	8	351	11	371
	Navy	5	3	84	2	94
	Air Force	8	5	246	15	274
	USMC	1	3	17	6	27
	Total	15	19	698	34	766
Worldwide Total:		116	111	3,099	405	3,731

<p><i>Large Installation</i> = Total PRV greater than or equal to \$1.616B</p> <p><i>Medium Installation</i> = Total PRV less than \$1.616B and greater than or equal to \$862M</p> <p><i>Small Installation</i> = Total PRV less than \$862M and greater than 0</p> <p><i>Other Installation</i> = PRV equal to 0 (Zero) - primarily land records</p>
--

THIS PAGE INTENTIONALLY LEFT BLANK

DEPARTMENT OF DEFENSE

Base Structure Report - As of 30 Sept 05

VIII. TOTAL DOD INVENTORY

THIS PAGE INTENTIONALLY LEFT BLANK

DEPARTMENT OF DEFENSE
Base Structure Report - As of 30 Sept 05

SITE	COMPONENT	NAME BRAC NEAREST 2005 CITY	BUILDINGS						ACRES OWNED	TOTAL ACRES	PRV (\$M)	MIL	CIV	OTHER	
			OWNED		LEASED		LICENSE / PERMIT								
			COUNT	SQFT	COUNT	SQFT	COUNT	SQFT							
Alabama															
10C Stagefield	Army Active	New Brockton	5	2,933					174	180	26.5				
Abston ANG	Air Natl Guard	Montgomery	8	81,723						27	13.4	40	1	0	
Allen Stagefield	Army Active	Dothan	6	3,663					114	114	37.4				
Anniston Army Depot	Army Active	R Anniston	1,749	8,973,434					15,243	15,279	1,438.1	28	3,952	294	
Bill Nichols USARC/ECS #158	Army Reserve	Anniston	2	61,185					17	17	12.0	256	7	0	
Birmingham IAP	Air Natl Guard	R Birmingham	38	339,651						145	81.9	1,001	0	0	
Brown (4B) Stagefield	Army Active	New Brockton	5	3,253					167	176	26.6				
Cairns Basefield	Army Active	Daleville	60	472,649					1,285	1,326	230.4				
Dannelly Field ANG	Air Natl Guard	R Montgomery	42	327,083						70	74.8	1,011	0	0	
Fort Benning	Army Active	Columbus GA	59	53,034					11,954	12,138	31.8				
Fort McClellan	Army Active	R Anniston	7	90,031					491	491	12.5				
Fort McClellan ARNG Tng Center	Army Guard	Anniston	224	875,732					22,550	22,550	161.6	196	42	421	
Fort Rucker	Army Active	R Daleville	1,435	7,105,124	3	8,860	1	144	57,776	59,412	1,761.9	5,304	1,927	837	
Goldberg Stagefield	Army Active	Midland City	6	4,478					99	101	27.1				
Hall ANG	Air Natl Guard	Dothan	13	97,472						36	18.8	162	0	0	
Highbluff Stagefield	Army Active	Hartford	5	3,847					190	190	32.6				
Horace B Hanson USARC	Army Reserve	Birmingham	3	99,805					14	14	16.1	776	1	10	
Hunt Stagefield	Army Active	Ozark	5	3,754					134	153	29.7				
Louisville Stagefield	Army Active	Brundidge	2	128					101	104	24.2				
Martin ANG	Air Natl Guard	R Gadsden	14	71,253						29	12.3	138	0	0	
Maxwell AFB	AF Active	R Montgomery	597	5,368,305					2,490	3,615	1,060.9	2,917	1,149	0	
Maxwell AFB Gunter Annex	AF Active	Montgomery	230	2,182,096	2	31,567			356	376	363.3	1,260	613	39	
Maxwell Family Hsg Annex	AF Active	Montgomery	124	211,398					28	28	18.1				
Montgomery ANG	Air Natl Guard	Montgomery						6	65,123	12	12	10.5	149	0	0
NAS Whiting Fld Milton FL (Barin Fld)	Navy Active	Foley	3	11,258					762	817	107.4				
NAS Whiting Fld Milton FL (NOLF Evergreen)	Navy Active	Evergreen							22	440	12.4				
NAS Whiting Fld Milton FL (NOLF Silverhill)	Navy Active	Silverhill	2	1,443					352	400	25.8				
NAS Whiting Fld Milton FL (NOLF Summerdale)	Navy Active	Summerdale	1	1,024					560	565	19.9				
NAS Whiting Fld Milton FL (NOLF Wolf)	Navy Active	Elberta	1	240					312	422	21.6				
NMCRB Bessemer	Navy Reserve	Bessemer	9	78,527					16	16	12.3	692	0	0	
Redstone Arsenal	Army Active	R Huntsville	1,724	11,715,337					37,910	37,910	3,163.8	1,948	8,408	4,585	
Runkle Stagefield	Army Active	Elba	6	4,782					235	235	20.2				
Shell Stagefield	Army Active	Enterprise	13	63,607					246	296	57.2				
Skelly Stagefield	Army Active	Elba	4	2,537					161	193	24.9				
Stinson (5AB) Stagefield	Army Active	New Brockton	5	3,433					180	191	26.3				
Toth Stagefield	Army Active	Dothan	4	3,177					125	128	38.6				

¹ US Locations that do not meet criteria of at least ten (10) Acres AND at least \$10M PRV. US Territories and Non-US Locations that do not meet criteria of at least ten (10) Acres OR at least \$10M PRV.

DEPARTMENT OF DEFENSE
Base Structure Report - As of 30 Sept 05

SITE	COMPONENT	NAME BRAC NEAREST 2005 CITY	BUILDINGS						ACRES OWNED	TOTAL ACRES	PRV (\$M)	MIL	CIV	OTHER
			OWNED		LEASED		LICENSE / PERMIT							
			COUNT	SQFT	COUNT	SQFT	COUNT	SQFT						
OTHER SITE(S)¹ : 36			56	538,016	2	24,774			371	396	96.1	3,246	113	0
Alabama Total:			6,467	38,855,412	7	65,201	7	65,267	154,447	158,592	9,149.1	19,124	16,213	6,186
Alaska														
Anchorage IAP (ANGB)	Air Natl Guard	C Anchorage	35	420,123						129	196.9	1,456	1	0
Barter Island Dew Station Bar	AF Active	Fairbanks	18	114,764				641	641	133.1				
Birch Lake Recreation Annex	AF Active	Fairbanks	31	16,862				51	51	12.4				
Black Rapids Training Area	Army Active	Delta Junction	10	40,775				2,785	2,785	17.6				
Blair Lake AF Range	AF Active	Fairbanks	4	33,094				33,962	33,963	25.3				
Cape Lisburne Long Range Radar Site	AF Active	Point Hope	7	46,258				1,125	1,125	102.9				
Cape Newenham Long Range Radar Site	AF Active	Platinum	9	54,220				2,359	2,359	112.1				
Cape Romanzof Long Range Radar Site	AF Active	Hooper Bay	9	38,913				4,900	4,900	37.6				
Chena River Research Site	AF Active	Fairbanks	2	420				3,791	3,791	50.5				
Clear AFS	AF Active	Anderson	57	868,191				11,438	11,438	549.6	154	59	0	
Cold Bay Long Range Radar Site	AF Active	Cold Bay	5	13,548				194	208	31.9				
CSO NAF Adak AK	Navy Caretaker	Adak Station	611	4,453,580				61,001	61,001	4,411.2				
Donnelly Training Area	Army Active	Delta Junction	29	90,105				631,693	631,693	72.0				
Eareckson Air Station	AF Active	Atka	103	1,383,516				3,520	3,520	1,961.9				
Eielson AFB	AF Active	R North Pole	456	5,697,353	222	1,598,875		19,790	19,790	3,791.2	3,800	402	0	
Elmendorf AFB	AF Active	R Anchorage	389	7,464,675			1	19,112	13,426	13,451	3,935.5	7,103	1,309	18
Fairbanks Eielson Pipeline	Army Active	Fairbanks	4	4,533				103	120	500.9				
Fort Greely	Army Active	R Fairbanks	198	1,609,230				7,200	7,200	1,361.0	112	118	348	
Fort Richardson	Army Active	R Anchorage	599	7,558,064			6	54,669	71,084	71,089	2,847.2	6,223	1,112	1,067
Fort Wainwright	Army Active	R Fairbanks	559	7,707,585	208	1,101,360	7	66,362	656,241	656,241	4,302.2	4,821	725	744
Fort Yukon Long Range Radar Site	AF Active	Fort Yukon	6	47,303				204	205	22.2				
Galena Airport	AF Active	C Galena	47	418,959				6	163	275.8				
Gerstle River Arctic Test Site	Army Active	Delta Junction	4	14,814				20,750	20,750	16.4				
Haines Terminal	Army Active	Haines	4	26,727				201	201	63.3				
Indian Mountain Long Range Radar Site	AF Active	Hughes	8	33,230				4,226	4,226	51.6				
King Salmon Airport	AF Active	Naknek					56	378,388	868	927	687.9			
Lonely Short Range Radar Site	AF Active	Fairbanks					13	27,465		1,082	60.7			
NAVAL BASE KITSAP (Back Island AK)	Navy Active	Ketchikan	3	23,756					15	15	41.6			
NAVAL BASE KITSAP (Narl Barrow Camp Tr1)	Navy Active	Barrow	141	371,211					639	639	213.0			
Oliktok Long Range Radar Site	AF Active	Fairbanks	5	36,636					672	672	47.6			
Point Barrow Long Range Radar Site	AF Active	Fairbanks					6	52,965		266	39.2			

¹ US Locations that do not meet criteria of at least ten (10) Acres AND at least \$10M PRV. US Territories and Non-US Locations that do not meet criteria of at least ten (10) Acres OR at least \$10M PRV.

DEPARTMENT OF DEFENSE
Base Structure Report - As of 30 Sept 05

SITE	COMPONENT	NAME BRAC NEAREST 2005 CITY	BUILDINGS						ACRES OWNED	TOTAL ACRES	PRV (\$M)	MIL	CIV	OTHER
			OWNED		LEASED		LICENSE / PERMIT							
			COUNT	SQFT	COUNT	SQFT	COUNT	SQFT						
Point Lay Long Range Radar Site	AF Active	Fairbanks					6	36,640	1,442	1,442	43.3			
Seward Recreation Area	Army Active	Seward	20	52,027					1	13	13.0			
Sparrevohn Long Range Radar Site	AF Active	Iliamna	8	41,055					1,179	1,179	51.6			
Tatalina Long Range Radar Site	AF Active	McGrath	7	37,367					4,968	4,970	57.4			
Tin City Long Range Radar Site	AF Active	Wales	6	83,453					708	723	117.6			
Wainwright Short Range Radar Site	AF Active	Fairbanks					8	22,622		1,519	40.1			
Whittier Anchorage Pipeline	Army Active	Whittier	3	5,283					220	224	169.0			
Yukon Command Training Site	Army Active	Fairbanks	1	160					287,394	287,418	76.5			
OTHER SITE(S)¹ : 73			97	159,217	3	4,500			1,271,708	1,271,805	101.3	424	0	0
Alaska Total:			3,495	38,967,007	433	2,704,735	103	658,223	3,120,505	3,123,934	26,642.1	24,093	3,726	2,177
American Samoa														
Te O USARC	Army Active	Tafuna	5	24,754	1	3,600			6	110	9.7	329	2	10
American Samoa Total:			5	24,754	1	3,600	0	0	6	110	9.7	329	2	10
Arizona														
Air Force Plant No 44	AF Active	Tucson	71	1,030,468					2,174	2,208	262.1			
Barnes Hall USARC	Army Reserve	Phoenix	5	63,256					12	12	14.0	372	25	0
Camp Navajo	Army Guard	Camp Navajo	893	3,017,877					28,345	28,345	765.7	113	6	146
Davis-Monthan AFB	AF Active	Tucson	1,361	6,096,825					6,373	10,953	1,709.8	6,420	1,045	0
Fort Huachuca	Army Active	R Sierra Vista	1,788	7,825,519					71,723	73,399	2,214.3	7,770	2,402	1,592
Gila Bend AF Auxiliary Field	AF Active	Gila Bend	41	143,529					1,885	1,886	89.0			
Herrea Hall USARC	Army Reserve	Mesa	4	91,663					13	13	17.2	665	6	0
Luke AF Auxiliary Field No 1	AF Active	Wittman	1	600					400	1,105	85.5			
Luke AFB	AF Active	R Litchfield Park	790	4,897,653					2,772	4,502	1,291.4	5,947	919	0
Luke Waste Annex	AF Active	Litchfield Park	11	23,906					41	46	12.9			
MCAS Yuma AZ	Marine Active	R Yuma	348	2,495,612					4,344	5,592	1,470.4	4,090	806	0
Papago Military Reservation	Army Guard	R Phoenix	62	619,372					418	418	157.6	2,465	309	231
Sky Harbor IAP	Air Natl Guard	Phoenix	17	275,733						60	76.3	854	0	0
The Barry M Goldwater AF Range	AF Active	Gila Bend	11	10,963					2,671,675	2,671,680	105.8			
Tucson IAP	Air Natl Guard	Tucson	36	567,991			1	1,440	92	98	150.6	1,731	4	0
Yuma Proving Ground	Army Active	Yuma	595	2,104,773					829,882	1,008,911	1,344.1	113	647	436
OTHER SITE(S)¹ : 10			29	66,867	1	36,400			57,148	57,163	25.9	925	22	16
Arizona Total:			6,063	29,332,607	1	36,400	1	1,440	3,677,297	3,866,390	9,792.3	31,465	6,191	2,421
Arkansas														
ECS 15	Army Reserve	C Barling	5	109,401	4	82,278			39	39	21.4	0	50	0
Fort Chaffee MTC	Army Guard	C Fort Smith	435	1,611,003					64,272	64,272	421.8	403	3	186

¹ US Locations that do not meet criteria of at least ten (10) Acres AND at least \$10M PRV. US Territories and Non-US Locations that do not meet criteria of at least ten (10) Acres OR at least \$10M PRV.

DEPARTMENT OF DEFENSE
Base Structure Report - As of 30 Sept 05

SITE	COMPONENT	NAME BRAC NEAREST 2005 CITY	BUILDINGS						ACRES OWNED	TOTAL ACRES	PRV (\$M)	MIL	CIV	OTHER
			OWNED		LEASED		LICENSE / PERMIT							
			COUNT	SQFT	COUNT	SQFT	COUNT	SQFT						
Fort Smith Municipal Airport ANG	Air Natl Guard	R Fort Smith	46	354,661					142	83.2	1,041	0	0	
Little Rock AFB	AF Active	R Jacksonville	341	3,736,015				6,102	6,898	1,173.0	6,080	420	0	
Maurice Britt USARC	Army Reserve	R Little Rock	9	199,342				43	43	35.7	1,292	280	6	
Pine Bluff Arsenal	Army Active	Pine Bluff	903	3,578,722				13,426	13,493	1,153.5	39	1,170	210	
OTHER SITE(S)¹ : 13			37	256,850				46	65	45.8	1,486	18	7	
Arkansas Total:			1,776	9,845,994	4	82,278	0	0	83,928	84,951	2,934.4	10,341	1,941	409
California														
Beale AFB	AF Active	R Marysville	1,573	4,598,091					22,944	22,944	1,917.2	4,300	548	0
BT Collins USARC/OMS/AMSA (G)	Army Reserve	Sacramento	10	191,585				38	38	44.5	1,017	23	5	
Channel Islands ANGS	Air Natl Guard	R Oxnard	20	340,723				206	206	133.4	1,219	0	0	
Concord-CA-0696A	Army Active	Clyde					125	260,617	6,100	6,100	300.6	4	36	3
CSO FISC Oakland CA	Navy Caretaker	Oakland	110	7,734,264				527	531	1,256.6				
CSO FISC Oakland CA (Alameda Annex)	Navy Caretaker	Alameda	8	866,604				51	51	115.3				
CSO FISC Oakland CA (Alameda Facility)	Navy Caretaker	Alameda	12	1,392,353				97	97	285.5				
CSO FISC Oakland CA (Richmond Pt Molate)	Navy Caretaker	Richmond	14	32,168				413	413	147.0				
CSO Hunters Point Annex	Navy Caretaker	San Francisco	206	3,253,325				922	922	1,153.2				
CSO NAS Alameda CA	Navy Caretaker	Alameda	200	5,804,613				2,480	2,761	2,167.5	15	0	0	
CSO NAS Alameda CA (Marina Village/SF)	Navy Caretaker	San Francisco	160	727,359					30	77.7				
CSO NCEL Port Hueneme CA	Navy Caretaker	Port Hueneme	50	230,794				33	33	60.7				
CSO NH Oakland CA	Navy Caretaker	Oakland	72	999,599				177	177	325.9				
CSO NS Long Beach CA	Navy Caretaker	Long Beach	383	2,425,378				894	894	621.7	331	1	0	
CSO NS Treasure Island CA	Navy Caretaker	San Francisco	132	2,103,717	1	30,000		1,139	1,141	745.0	1	0	0	
CSO NSY Long Beach CA	Navy Caretaker	Long Beach	133	3,268,523	1	48		459	460	948.3				
CSO NSY Mare Island CA	Navy Caretaker	Vallejo	532	2,302,664				5,136	5,138	1,145.0				
CSO NTC San Diego CA	Navy Caretaker	San Diego	78	988,008				159	165	320.6				
CSO PWC San Francisco CA	Navy Caretaker	San Francisco	311	1,707,116				560	561	182.8				
Def Distr Reg West Sharpe Site	Army Active	Stockton	78	3,380,559				724	724	742.7	131	10	42	
Def Distr Reg West Tracy	Army Active	Tracy	58	5,234,585	1	4,850		908	908	841.2	4	16	1	
Edwards AFB	AF Active	R Rosamond	2,451	9,614,227				300,723	300,723	4,859.4	2,846	2,957	0	
Fort Hunter Liggett	Army Reserve	R King City	263	907,740				164,099	164,261	552.7	51	157	77	
Fort MacArthur Family Hsg Annex	AF Active	San Pedro	417	1,454,857				155	156	210.1				
Fort Ord	Army Active	Seaside	1,619	6,238,214			106	391,408	14,159	14,159	1,920.2			
Fresno Yosemite Intl	Air Natl Guard	R Fresno	46	381,680					125	134.4	977	0	0	
Hayward Municipal Airport ANG	Air Natl Guard	Hayward	17	148,452					27	40.2	173	0	0	
Hwd Of Oakland USARC/AMSA 85 G	Army Reserve	Oakland	10	108,283				16	16	26.1	206	21	0	

¹ US Locations that do not meet criteria of at least ten (10) Acres AND at least \$10M PRV. US Territories and Non-US Locations that do not meet criteria of at least ten (10) Acres OR at least \$10M PRV.

DEPARTMENT OF DEFENSE
Base Structure Report - As of 30 Sept 05

SITE	COMPONENT	NAME BRAC NEAREST 2005 CITY	BUILDINGS						ACRES OWNED	TOTAL ACRES	PRV (\$M)	MIL	CIV	OTHER	
			OWNED		LEASED		LICENSE / PERMIT								
			COUNT	SQFT	COUNT	SQFT	COUNT	SQFT							
Lincoln Communications Annex	AF Active	Lincoln	2	16,264					231	231	29.5				
Los Angeles AFB	AF Active	El Segundo	26	1,912,082					96	99	598.4	1,402	1,115	0	
March ARB	AF Reserve	R Sunnymead	193	2,567,105					2,275	2,539	1,056.5	4,271	298	0	
March USARC	Army Reserve	Moreno Valley	17	70,692				9	78,334	72	72	24.8	594	20	0
Mare Is. USARC OMS Marine AMSA	Army Reserve	Vallejo	6	151,221					34	34	54.6	683	20	0	
MCAGCC Twentynine Palms CA	Marine Active	Twentynine Palms	1,365	8,314,474	241	806,975			605,269	605,616	3,524.5	8,456	735	0	
MCAS Camp Pendleton CA	Marine Active	R Camp Pendleton	74	902,305					411	411	365.3	10,054	108	0	
MCAS El Toro Santa Ana CA	Marine Active	Irvine	229	2,587,935					1,014	1,014	633.8				
MCAS Miramar	Marine Active	R San Diego	671	6,635,583					22,499	22,941	2,680.9	19,943	1,156	0	
MCAS Tustin CA	Marine Active	Tustin	100	1,264,307					304	304	463.5				
MCAS Yuma AZ (Choc Mt Arial Gnrly Rng)	Marine Active	Niland	5	41,028					459,506	459,506	15.0				
MCB Camp Pendleton CA	Marine Active	R Camp Pendleton	2,443	18,822,005					126,749	126,749	5,724.5	56,011	9,317	0	
MCB Camp Pendleton CA (MWTC Bridgeport)	Marine Active	Bridgeport	46	299,953						60,513	99.3	184	26	0	
MCLB Barstow CA	Marine Active	R Barstow	390	4,565,251					6,177	6,177	1,152.8	205	1,387	0	
MCRD San Diego CA	Marine Active	San Diego	134	2,600,793					505	505	615.8	2,523	325	0	
Moffett Community Hsg	Army Reserve	Mountain View	110	783,990					141	141	127.3				
Moffett Fld ANG	Air Natl Guard	Sunnyvale	15	165,846				32	180,729	142	142	115.4	964	13	0
MTA Camp Roberts	Army Guard	San Miguel	730	2,953,298					42,814	42,815	930.3	615	207	356	
NAF El Centro CA	Navy Active	El Centro	260	1,200,927					59,844	62,522	607.7	523	486	0	
NAS Lemoore CA	Navy Active	R Lemoore NAS	982	6,329,457					15,738	26,777	1,962.6	4,602	624	0	
NAS Lemoore CA (Stockton)	Navy Active	Stockton	31	535,703						28	229.2	0	1	0	
NAS North Island San Diego CA	Navy Active	R San Diego	667	9,821,278					2,802	2,803	3,094.1	5,479	7,201	19	
NAS North Island San Diego CA (Clev NF Survival Tra)	Navy Active	Warner Springs	40	38,828					4,960	6,166	10.1				
NAS North Island San Diego CA (Former Phibase Coronado)	Navy Active	R Coronado	216	2,453,337					715	975	739.0	195	18	0	
NAS North Island San Diego CA (Imperial Beach)	Navy Active	Imperial Beach	70	721,680					1,393	1,402	258.4				
NAS North Island San Diego CA (San Clemente)	Navy Active	San Diego	203	521,376					36,200	36,200	422.3				
NAS North Island San Diego CA (Silver Strand)	Navy Active	Imperial Beach	11	67,152					549	549	22.4				
NAVBASE Ventura City Pt Mugu CA	Navy Active	R Point Mugu	909	4,676,659	1	12			4,517	4,534	1,435.5	1,874	1,529	0	
NAVBASE Ventura City Pt Mugu CA (Capehart Hsg 3 Mugu)	Navy Active	Camarillo	78	462,884					52	52	81.2				
NAVBASE Ventura City Pt Mugu CA (Estero Bay Fuel Complex)	Navy Active	Morro Bay	6	1,960					10	175	95.2				
NAVBASE Ventura City Pt Mugu CA (Port Hueneme)	Navy Active	R Port Hueneme	622	6,141,871	47	375,248			1,793	1,793	1,543.3	3,195	3,582	0	
NAVBASE Ventura City Pt Mugu CA (San Nicolas Island)	Navy Active	San Nicolas Island	145	410,433					13,370	13,370	472.7				

¹ US Locations that do not meet criteria of at least ten (10) Acres AND at least \$10M PRV. US Territories and Non-US Locations that do not meet criteria of at least ten (10) Acres OR at least \$10M PRV.

DEPARTMENT OF DEFENSE
Base Structure Report - As of 30 Sept 05

SITE	COMPONENT	NAME BRAC NEAREST 2005 CITY	BUILDINGS						ACRES OWNED	TOTAL ACRES	PRV (\$M)	MIL	CIV	OTHER
			OWNED		LEASED		LICENSE / PERMIT							
			COUNT	SQFT	COUNT	SQFT	COUNT	SQFT						
NAVMEDECEN San Diego CA	Navy Active	R San Diego	25	1,984,075				79	79	585.2	2	0	0	
NAWS China Lake	Navy Active	R China Lake	1,280	4,399,119				606,916	606,933	2,208.8	821	2,919	0	
NAWS China Lake (Randsburg Wash Area)	Navy Active	Trona	42	159,599				187,001	187,117	65.0				
NAWS China Lake (Santa Cruz Island)	Navy Active	Goleta	11	19,832					11	19.7				
NG Hammer Field	Army Guard	Fresno	3	96,449				30	30	21.6	733	104	6	
NMCRC Alameda	Navy Reserve	Alameda	5	84,060				15	15	20.8	891	0	0	
NMCRC Los Angeles	Navy Reserve	C Los Angeles	7	126,557					23	26.9	938	0	0	
NMCRC Los Angeles (N62103)	Navy Reserve	Los Angeles	6	142,462				11	11	29.5				
NMCRC Moreno Valley	Navy Reserve	Moreno Valley	4	67,123				10	10	13.0	683	0	0	
NMCRC Sacramento	Navy Reserve	Sacramento	4	48,908				20	20	11.2	725	0	0	
Norwalk Defense Fuel Support Point	AF Reserve	Norwalk	9	7,767				48	55	92.2				
NS San Diego CA	Navy Active	R San Diego	1,150	9,027,376				3,037	3,055	2,913.6	26,452	10,671	3	
NS San Diego CA (Broadway Complex)	Navy Active	C San Diego	19	888,843	2	161,369		20	25	191.4				
NSA Monterey	Navy Active	R Monterey	377	2,520,389	3	26,917		610	621	558.4	1,587	1,234	0	
NSA Monterey (Centerville Beach)	Navy Active	Ferndale	76	204,039				40	49	43.7				
NSA Monterey (Dixon Transmitter Fac)	Navy Active	Dixon	25	78,248				1,285	1,285	81.2				
NSA Monterey (NAVPMOSSP Mtn View)	Navy Active	Mountain View	10	785,777				339	343	286.6				
NSA Monterey (Skaggs Island)	Navy Active	Skaggs Island	41	182,700				3,304	3,309	92.4				
NTC and Fort Irwin	Army Active	Barstow	653	3,742,329				636,181	636,384	2,085.3	4,520	810	944	
NWS Seal Beach	Navy Active	R Seal Beach	364	2,515,857				4,989	5,023	704.2	345	0	0	
NWS Seal Beach (Corona)	Navy Active	Corona	52	437,173				226	226	142.1				
NWS Seal Beach (Det Concord)	Navy Active	C Concord	492	1,947,566				6,925	7,712	990.3				
NWS Seal Beach (Fallbrook)	Navy Active	R Fallbrook	274	1,003,482				8,851	8,851	383.9				
NWS Seal Beach (Long Beach Fuel Complex)	Navy Active	Long Beach	5	8,105				11	11	19.3				
NWS Seal Beach (Long Beach Golf Course)	Navy Active	Los Alamitos	1	4,200	11	14,716			254	15.1				
NWS Seal Beach (Norwalk Fuel Complex)	Navy Active	Norwalk	1	676				0	18	23.1				
NWS Seal Beach (San Pedro Fuel Depot)	Navy Active	Los Angeles	27	34,301				269	272	162.3				
Onizuka AFS	AF Active	C Sunnyvale	21	582,976				20	23	177.2	93	173	0	
Ord Military Community	Army Active	Seaside	53	543,153				771	771	452.9				
Parks Reserve Forces Tng Area	Army Reserve	R Dublin	113	1,032,605				2,478	2,478	296.6	1,520	85	1,542	
Patton Hall USARC	Army Reserve	Bell	5	171,808				21	21	34.6	561	15	0	
Pillar Point AFS	AF Active	Half Moon Bay	13	25,769				55	55	15.8				
Presidio Of Monterey	Army Active	Monterey	138	1,784,134	2	55,809		392	392	521.4	4,453	1,297	1,076	

¹ US Locations that do not meet criteria of at least ten (10) Acres AND at least \$10M PRV. US Territories and Non-US Locations that do not meet criteria of at least ten (10) Acres OR at least \$10M PRV.

DEPARTMENT OF DEFENSE
Base Structure Report - As of 30 Sept 05

SITE	COMPONENT	NAME BRAC NEAREST 2005 CITY	BUILDINGS						ACRES OWNED	TOTAL ACRES	PRV (\$M)	MIL	CIV	OTHER	
			OWNED		LEASED		LICENSE / PERMIT								
			COUNT	SQFT	COUNT	SQFT	COUNT	SQFT							
Production Flight Test Instl AF Plant 42	AF Active	Palmdale	102	3,230,669					5,843	6,131	1,292.0	59	18	0	
Riverbank AAP	Army Active	C Riverbank	117	755,588					171	172	257.8	0	4	153	
Sacramento Army Depot	Army Active	Sacramento	5	9,470					48	48	13.4				
Sacramento Depot Activity	Army Guard	Sacramento	8	17,150					22	22	11.3				
SAT COM	Army Active	Paso Robles	11	43,039	2	16,500			23	23	20.3	54	2	0	
Sepulveda National Guard Station	Air Natl Guard	Van Nuys						18	97,729	26	26	22.4	133	0	0
Sierra Army Depot	Army Active	R Herlong	1,025	5,251,430					36,086	36,096	1,645.8	1	685	316	
Silas B. Hays	Army Active	Seaside	1	369,662					24	24	82.1	15	0	556	
SUBASE San Diego CA	Navy Active	R San Diego	520	4,986,011					1,219	1,235	1,572.5				
SUBASE San Diego CA (Fleet ASW)	Navy Active	R San Diego	42	1,098,290					11	37	267.7				
Travis AFB	AF Active	Fairfield	1,668	9,785,514	148	441,593			5,130	6,383	3,311.5	9,844	1,186	5	
Travis Water System Annex No 2	AF Active	Elmira	14	20,110					206	206	17.4				
TS AFRC Los Alamitos	Army Guard	R Los Alamitos	205	1,456,375					2,714	2,714	642.0	2,936	325	337	
Tustin USARC	Army Reserve	Santa Ana	2	42,214					15	15	10.4	574	7	30	
Vandenberg AFB	AF Active	R Lompoc	2,651	9,250,545	9	32,907			98,171	132,184	3,565.2	2,725	1,066	0	
OTHER SITE(S)¹ : 59			3,463	25,959,928	5	5,052	4	32,303	27,802	29,565	90.9	826	106	0	
California Total:			34,899	251,406,610	474	1,971,996	294	1,041,120	3,574,767	3,691,278	76,569.2	194,539	52,644	5,471	
Colorado															
Buckley AFB	AF Active	R Aurora	166	2,332,129					3,283	3,872	782.1	3,251	468	0	
Buckley Annex	AF Active	R Denver	3	634,231	1	84,860			72	72	139.8				
Cheyenne Mountain AFS	AF Active	Colorado Springs	51	338,485					499	567	178.8	463	88	0	
Flatiron	Army Guard	Longmont	3	73,710					11	11	14.4	170	35	47	
Fort Carson	Army Active	R Colorado Springs	686	8,664,945	1	315	4	12,564	137,404	137,404	3,405.6	19,967	1,780	1,568	
Fort Carson Weapons Range	Air Natl Guard	Pueblo	5	12,224					3,110	3,110	11.6				
Greely ANGS	Air Natl Guard	Greely	7	61,014						17	15.7				
Joe P Martinez USARC/AMSA #100	Army Reserve	Denver	3	82,127					20	20	17.3	549	28	0	
NMCRRC Denver	Navy Reserve	Lakewood	4	127,460					15	15	22.9	1,395	14	0	
Peterson AFB	AF Active	R Colorado Springs	396	3,615,166	36	338,788			201	1,295	1,023.3	5,151	2,297	34	
Pinon Canyon	Army Active	Trinidad	22	64,155					235,896	235,896	115.8	0	6	0	
Pueblo Chemical Depot	Army Active	Pueblo	1,125	6,100,030					23,121	23,121	1,534.0	1	219	108	
Rocky Mountain Arsenal	Army Active	Commerce City	31	391,488					11,005	11,169	197.4	0	7	55	
Schriever AFB	AF Active	Ellicott	56	1,521,110					3,198	4,172	582.0	2,136	519	0	
USAF Academy	AF Active	R Colorado Springs	1,094	8,733,804					53,127	53,276	2,140.8	1,974	1,442	0	
USAF Academy Auxiliary Airfield	AF Active	Ellicott	1	1,651						197	10.3				
William T. Fitzsimons USARC	Army Reserve	Aurora	4	135,173					21	21	27.6	758	11	0	
OTHER SITE(S)¹ : 8			6	82,885	2	63,650			277	290	26.4	714	6	0	

¹ US Locations that do not meet criteria of at least ten (10) Acres AND at least \$10M PRV. US Territories and Non-US Locations that do not meet criteria of at least ten (10) Acres OR at least \$10M PRV.

DEPARTMENT OF DEFENSE
Base Structure Report - As of 30 Sept 05

SITE	COMPONENT	NAME BRAC NEAREST 2005 CITY	BUILDINGS						ACRES OWNED	TOTAL ACRES	PRV (\$M)	MIL	CIV	OTHER
			OWNED		LEASED		LICENSE / PERMIT							
			COUNT	SQFT	COUNT	SQFT	COUNT	SQFT						
Colorado Total:			3,663	32,971,787	40	487,613	4	12,564	471,260	474,525	10,245.8	36,529	6,920	1,812
Connecticut														
AASF	Army Guard	Windsor Locks	16	185,120					32	32	61.8	8	0	1
Berry-Rosenblatt AFRC	Army Reserve	West Hartford	2	163,763					12	12	33.4	821	14	0
BG John W Middleton USARC	Army Reserve	East Windsor	5	66,120					15	16	19.7	204	8	3
Bradley IAP (ANG)	Air Natl Guard	R Windsor Locks	33	316,276					4	148	93.3	950	0	0
NAVSUBASE New London CT	Navy Active	R Groton	1,505	6,716,310					1,213	1,222	1,522.7	9,947	1,177	0
NWIRP Bloomfield CT	Navy Active	Bloomfield	6	141,299					85	85	41.2			
Orange ANG Communication Station	Air Natl Guard	New Haven	7	58,792					21	29	12.0	258	0	0
Stratford Army Engine Plant	Army Active	Stratford	42	1,616,856					124	124	342.9	0	0	50
OTHER SITE(S)¹ : 7			12	150,761	2	15,065			44	51	38.8	793	37	0
Connecticut Total:			1,628	9,415,297	2	15,065	0	0	1,550	1,719	2,165.7	12,981	1,236	54
Delaware														
Dover AFB	AF Active	R Dover	600	5,480,647					3,218	3,824	1,426.3	4,984	685	0
Dover Family Hsg Annex	AF Active	Lebanon	150	364,932					76	77	44.7			
New Castle County Airport	Air Natl Guard	R Newport	36	281,635						80	76.5	1,071	0	0
NG New Castle TS Rifle Range	Army Guard	New Castle	33	162,736					227	227	25.3	79	76	9
OTHER SITE(S)¹ : 3			15	90,822					18	18	18.4	607	9	0
Delaware Total:			834	6,380,772	0	0	0	0	3,539	4,226	1,591.1	6,741	770	9
District of Columbia														
Bolling AFB	AF Active	R Washington	470	5,282,035					607	607	847.9	1,998	907	0
Fort Lesley J McNair	Army Active	Washington	59	1,086,162					107	107	248.9	686	516	202
MARBKS Washington DC	Marine Active	Washington	10	277,477					12	12	86.2	938	58	0
NSA Wash	Navy Active	Washington	88	3,448,611					78	78	719.8	0	18	0
NSA Wash (Bellevue)	Navy Active	Washington	190	314,976					60	60	33.6			
NSA Wash (Naval Observatory)	Navy Active	Washington	35	219,072					72	72	43.9			
NSA Wash (Naval Research Lab)	Navy Active	Washington	88	3,070,855					132	133	794.5			
NSA Wash (NAVSTA Anacostia)	Navy Active	R Washington	56	1,329,200					351	351	350.7	11,253	16,768	1
NSA Wash (NDept Potomac Annex)	Navy Active	R Washington	16	186,212					12	12	31.8	22	0	0
Pentagon Reservation	WHS	R Washington	17	10,838,841					438	443	3,637.4	3,901	1,754	0
Walter Reed AMC Main Post	Army Active	R Washington	57	4,612,417	1	5,040			113	113	1,298.0	3,108	2,577	512
OTHER SITE(S)¹ : 1			3	6,405					16	16	1.6			
District of Columbia Total:			1,089	30,672,263	1	5,040	0	0	1,997	2,003	8,094.2	21,906	22,598	715

¹ US Locations that do not meet criteria of at least ten (10) Acres AND at least \$10M PRV. US Territories and Non-US Locations that do not meet criteria of at least ten (10) Acres OR at least \$10M PRV.

DEPARTMENT OF DEFENSE
Base Structure Report - As of 30 Sept 05

SITE	COMPONENT	NAME BRAC NEAREST 2005 CITY	BUILDINGS						ACRES OWNED	TOTAL ACRES	PRV (\$M)	MIL	CIV	OTHER
			OWNED		LEASED		LICENSE / PERMIT							
			COUNT	SQFT	COUNT	SQFT	COUNT	SQFT						
Florida														
Arbuckle Airfield	AF Active	Avon Park	40	185,916					5,145	5,147	86.8			
Avon Park AF Range	AF Active	Avon Park	5	2,915				100,929	100,929	25.8	0	31	0	
Camp Blanding Military Reservation (ANG)	Air Natl Guard	Starke	22	121,339					218	17.6	235	0	0	
Cape Canaveral AFS	AF Active	Port Canaveral	606	3,829,238				17,087	17,092	1,497.2	269	234	0	
Cape San Blas Missile Tracking Annex D-3	AF Active	Port St Joe	18	38,641				679	679	12.3				
CSO NAS Cecil Field FL	Navy Caretaker	R Cecil Field	177	1,333,521				8,037	8,037	627.0				
CSO NTC Orlando FL	Navy Caretaker	Orlando	337	5,691,910				1,837	1,843	1,071.5				
Cudjoe Key AFS	AF Active	Perky	13	23,399				67	70	13.0				
Destin Moreno Point	Army Active	Destin	21	58,872				14	14	11.6				
Eglin AF Auxiliary Field #3	AF Active	Crestview	293	1,266,287				1,348	1,348	451.5	1,486	33	0	
Eglin AF Auxiliary Field #6	AF Active	Milton	57	186,915				629	629	90.8	24	91	0	
Eglin AF Auxiliary Field #9	AF Active	R Mary Esther	536	4,487,689	76	450,404		6,634	6,634	1,083.1	7,077	717	0	
Eglin AFB	AF Active	R Valpariso	1,999	10,661,157				453,460	453,594	2,794.4	6,999	3,195	0	
Homestead ARS	AF Reserve	R Homestead	121	970,999				1,943	2,311	456.2	1,290	236	0	
Jacksonville IAP ANG	Air Natl Guard	R Callahan	37	330,497					332	84.2	1,083	0	0	
Jonathan Dickinson Missile Tracking Anx	AF Active	Hobe Sound	9	26,355					12	13.6				
LTC Luis E. Martinez USARC	Army Reserve	Miami	2	82,716				28	28	14.4	750	6	0	
MacDill AFB	AF Active	R Tampa	571	4,981,231				5,630	5,767	1,331.9	5,587	1,164	55	
Malabar Transmitter Annex	AF Active	Malabar	9	35,208				640	640	12.3				
MCLB Albany GA (Blount Island Jax FL)	Marine Active	Jacksonville	29	693,834				1,236	1,390	191.7	90	101	0	
NAS Jacksonville FL	Navy Active	R Jacksonville	644	8,640,001				3,857	3,895	1,970.6	9,274	8,618	2	
NAS Jacksonville FL (OLF Whitehouse)	Navy Active	Cecil Field	7	10,354				1,907	2,565	31.0				
NAS Jacksonville FL (Yellow Water Housing)	Navy Active	Cecil Field	44	318,637				254	254	29.7				
NAS Key West FL	Navy Active	Key West	677	3,835,580			6	46,334	6,168	6,455	1,182.6	1,344	411	0
NAS Pensacola FL	Navy Active	R Pensacola	547	8,034,348	300	400,500		5,729	5,907	1,910.6	13,341	4,034	0	
NAS Pensacola FL (Corry Station)	Navy Active	Pensacola	224	2,188,543				673	674	417.0	57	1	0	
NAS Pensacola FL (OLF Bronson)	Navy Active	Pensacola	20	17,658				962	1,098	91.4				
NAS Pensacola FL (Sautly Fields)	Navy Active	R Pensacola	75	713,166				878	895	275.3				
NAS Whiting Fld Milton FL	Navy Active	Milton	438	1,964,339				7,117	7,676	762.7	28	0	0	
NMCRRC Miami	Navy Reserve	Miami	2	62,752				17	20	10.7	1,215	2	0	
NS Mayport FL	Navy Active	R Mayport	646	3,822,934	16	209,206	1	1,915	3,015	3,230	961.9	4,487	515	37
NS Mayport FL (FISC)	Navy Active	Jacksonville	30	40,147				150	181	69.5				
NS Mayport FL (Ribault Bay Village)	Navy Active	Atlantic Beach	130	828,508				158	158	67.9				
NSA Orlando	Navy Active	Orlando	3	302,156	5	198,407		41	50	74.5	1,042	1	0	

¹ US Locations that do not meet criteria of at least ten (10) Acres AND at least \$10M PRV. US Territories and Non-US Locations that do not meet criteria of at least ten (10) Acres OR at least \$10M PRV.

DEPARTMENT OF DEFENSE
Base Structure Report - As of 30 Sept 05

SITE	COMPONENT	NAME BRAC NEAREST 2005 CITY	BUILDINGS						ACRES OWNED	TOTAL ACRES	PRV (\$M)	MIL	CIV	OTHER
			OWNED		LEASED		LICENSE / PERMIT							
			COUNT	SQFT	COUNT	SQFT	COUNT	SQFT						
NSA Panama City	Navy Active	R Panama City	240	1,420,355	14	84,651			652	1,117	283.8	292	0	0
Orlando ASF 49	Army Reserve	Orlando	3	28,813					34	34	15.1			
Patrick AFB	AF Active	Cocoa Beach	540	3,997,783					2,108	2,341	1,050.4	2,562	1,153	10
Sp Forces Site-Key West	Army Active	Key West	10	75,906					24	24	23.7			
St Petersburg AFRC	Army Reserve	Pinellas Park	6	236,752					58	58	37.7	610	5	0
St. Pete/Clearwater ASF	Army Reserve	Clearwater	3	36,804					30	30	10.2	35	0	0
Taft USARC	Army Reserve	Orlando	5	168,643					43	43	24.9	758	8	0
Tyndall AFB	AF Active	R Springfield	1,008	5,132,728					28,767	28,824	1,256.3	4,174	634	0
OTHER SITE(S)¹ : 35			29	287,255					468	483	3.6	20	0	0
Florida Total:			10,233	77,172,801	411	1,343,168	7	48,249	668,451	672,725	20,447.9	64,129	21,190	104
Georgia														
Air Force Plant No 6	AF Active	Marietta	94	6,464,943					755	755	1,209.3			
Dahlonega	Army Active	Dahlonega	51	136,172					289	289	27.0	248	5	8
Decatur USARC	Army Reserve	Decatur	1	85,680						11	13.2	991	20	0
Dobbins ARB	AF Reserve	R Marietta	88	990,634					1,666	1,913	355.1	2,209	471	0
Dobbins USARC/ASF	Army Reserve	Marietta					5	42,728	24	24	11.1	59	6	0
Fort Benning	Army Active	R Columbus	3,018	19,908,593					171,867	171,873	3,709.2	31,188	2,813	2,579
Fort Gillem	Army Active	C Forest Park	141	5,460,021					1,474	1,531	733.2	2,383	595	1,087
Fort Gordon	Army Active	Augusta	1,030	8,977,617					55,596	55,597	2,112.0	13,536	2,036	2,472
Fort Gordon Recreation Area	Army Active	Augusta	14	19,511					909	909	12.1			
Fort McPherson	Army Active	C Atlanta	214	2,189,203					487	487	414.5	1,980	2,108	1,019
Fort Stewart	Army Active	Hinesville	1,299	7,925,614	7	8,739			279,270	279,271	2,481.7	17,390	1,746	1,320
Glynco ANG5	Air Natl Guard	Brunswick	5	68,540						14	11.4			
Hunter Army Airfield	Army Active	Savannah	315	3,049,047					5,372	5,653	1,001.2	4,494	339	249
MCLB Albany GA	Marine Active	R Albany	604	6,998,219					3,746	3,749	920.5	1,164	3,480	0
Moody AFB	AF Active	R Valdosta	335	2,512,209					5,095	5,497	743.9	3,652	365	0
NAS Atlanta GA	Navy Reserve	C Marietta	105	684,071					152	153	153.0	3,919	147	0
NAS Atlanta GA (Dobbins AFB)	Navy Reserve	R Dobbins AFB	14	108,587					37	37	26.2			
NSA Athens	Navy Active	C Athens	64	466,933					58	58	65.0	354	65	0
Robins AFB	AF Active	R Warner Robins	1,034	13,972,193					8,282	8,435	2,946.2	7,344	11,156	0
Savannah/Hilton Head IAP	Air Natl Guard	R Savannah	101	666,223						290	169.8	947	0	0
SUBASE Kings Bay GA	Navy Active	Kings Bay	521	6,618,663					12,957	16,616	2,219.8	4,431	1,613	0
VTS Catoosa	Army Guard	Tunnel Hill	36	77,326					1,627	1,627	21.9	0	0	10
OTHER SITE(S)¹ : 20			102	489,937	4	66,753			253	451	92.6	2,390	84	0
Georgia Total:			9,186	87,869,936	11	75,492	5	42,728	549,917	555,240	19,449.9	98,679	27,049	8,744

¹ US Locations that do not meet criteria of at least ten (10) Acres AND at least \$10M PRV. US Territories and Non-US Locations that do not meet criteria of at least ten (10) Acres OR at least \$10M PRV.

DEPARTMENT OF DEFENSE
Base Structure Report - As of 30 Sept 05

SITE	COMPONENT	NAME BRAC NEAREST 2005 CITY	BUILDINGS						ACRES OWNED	TOTAL ACRES	PRV (\$M)	MIL	CIV	OTHER
			OWNED		LEASED		LICENSE / PERMIT							
			COUNT	SQFT	COUNT	SQFT	COUNT	SQFT						
Guam														
Andersen Administration Annex	AF Active	Agana	130	755,018					1,969	2,024	276.4			
Andersen AFB	AF Active	R Agana	1,274	4,914,261			5	271,174	11,093	11,096	4,435.6	2,214	429	0
Andersen AFS	AF Active	Agana	6	16,773					24	32	21.3			
Andersen Communications Annex No 2	AF Active	Agana							432	432	12.4			
Andersen Family Hsg Annex No 4	AF Active	Agana	12	19,703					408	408	0.0			
Andersen Water Supply Annex	AF Active	Agana	2	384					8	55	10.3			
CSO NAS Agana Guam	Navy Caretaker	Agana	439	1,397,877			1	40,200			1,092.6	6	0	0
Fort Juan Muna	Army Guard	Tamuning	34	75,539					15	15	33.2	185	0	19
Guam US Army Reserve Center	Army Active	Agana	6	59,936					20	20	31.8	470	7	0
Guarng Barrigada Complex	Army Guard	Barrigada	3	89,095					51	51	50.8	722	0	4
NAVBASE Guam	Navy Active	R Agana	1,080	5,511,136					14,805	15,029	4,765.4	2,701	592	0
NAVBASE Guam (Andersen AFB)	Navy Active	Andersen AFB	9	86,493			1	168			118.5			
NAVBASE Guam (Apra Heights)	Navy Active	Apra	196	607,811						3	210.9	9	1	0
NAVBASE Guam (Barrigada)	Navy Active	Barrigada	24	195,815					1,081	1,093	168.6			
NAVBASE Guam (Finegayan)	Navy Active	Finegayan	417	1,657,737					2,959	2,979	760.9			
NAVBASE Guam (Harmon)	Navy Active	Dededo	1	220					8	12	0.1			
NAVBASE Guam (Marbo)	Navy Active	Mangilao							0	45	4.2			
NAVBASE Guam (Naval Magazine)	Navy Active	Santa Rita	216	672,506					17	31	1,020.4			
NAVBASE Guam (Nimitz Hill)	Navy Active	Nimitz Hill	80	247,678					50	78	126.8			
NAVBASE Guam (Sasa Valley)	Navy Active	Piti	11	12,668					412	424	205.4			
NAVBASE Guam (Talofofo)	Navy Active	Talofofo							13	13	0.0			
NAVBASE Guam (Tanguisson Point)	Navy Active	Dededo	1	29,205					27	27	139.8			
NAVBASE Guam (Tenjo Vista)	Navy Active	Piti									74.3			
NH Guam	Navy Active	Naval Supply Depot	24	427,652					88	88	283.3	0	2	0
Northwest Guam AFB	AF Active	Agana	10	58,899					4,378	4,378	632.3			
Guam Total:			3,975	16,836,406	0	0	7	311,542	37,858	38,332	14,475.3	6,307	1,031	23
Hawaii														
Aliamanu Military Reservation	Army Active	Honolulu	98	203,030					597	603	833.1	7	36	98
Barking Sands Communication Station	Air Natl Guard	Kekaha						4	31,016	11	14.7	132	0	0
Bellows AFS	AF Active	Waimanalo	97	142,139					410	487	116.7	26	4	0
CSO Barbers Point HI	Navy Caretaker	Barbers Point							1,121	1,246	73.0			
Dillingham Mil Res	Army Active	Waialua	5	4,176					628	664	38.8			
Fort De Russy	Army Active	Honolulu	8	782,755					71	73	197.2	0	4	988
Fort Shafter	Army Active	Honolulu	133	1,640,004					589	590	737.3	2,905	1,371	756
Helemano Military Reservation	Army Active	Wahiawa	23	229,225					282	290	418.6	519	19	62
Hickam AFB	AF Active	R Honolulu	1,240	7,014,709					2,515	2,523	2,677.6	5,829	1,329	17

¹ US Locations that do not meet criteria of at least ten (10) Acres AND at least \$10M PRV. US Territories and Non-US Locations that do not meet criteria of at least ten (10) Acres OR at least \$10M PRV.

DEPARTMENT OF DEFENSE
Base Structure Report - As of 30 Sept 05

SITE	COMPONENT	NAME BRAC NEAREST 2005 CITY	BUILDINGS						ACRES OWNED	TOTAL ACRES	PRV (\$M)	MIL	CIV	OTHER
			OWNED		LEASED		LICENSE / PERMIT							
			COUNT	SQFT	COUNT	SQFT	COUNT	SQFT						
Kaena Point Sattelite Tracking Station	AF Active	Waialua	25	69,531					2	153	53.6	2	18	0
Kahuku Tng Area	Army Active	Kahuku	15	22,421					8,313	9,480	26.7			
Kalaeloa	Army Guard	Kapolei	26	346,236					147	147	183.9	766	23	181
Kilauea Mil Reserve	Army Active	Hilo	89	152,237					55	72	69.3	0	8	69
Kipapa Ammo Storage Site	Army Active	Waipahu	70	179,462					370	401	69.0			
Kokee AFS	AF Active	Kekaha	12	23,239						11	12.7	47	0	0
Makua Mil Reserve	Army Active	Waianae	4	4,873					3,413	4,195	17.3			
MCB Hawaii Kaneohe	Marine Active	Kaneohe	1,768	8,363,706					3,141	3,145	2,824.7	5,728	610	0
MCB Hawaii Kaneohe (Manana Capehart)	Marine Active	Pearl City	108	270,609					62	62	47.0			
MCB Hawaii Kaneohe (MCB Camp Smith)	Marine Active	Camp HM Smith	72	972,877					219	221	318.6	1,387	124	22
MCB Hawaii Kaneohe (Pearl City Annex)	Marine Active	Pearl City	6	254,960					27	27	40.8			
MCB Hawaii Kaneohe (Puuloa-Oahu)	Marine Active	Ewa Beach	21	58,437					140	140	25.8			
NS Pearl Harbor HI	Navy Active	R Pearl Harbor	939	11,507,244					7,394	7,413	6,370.6	12,049	8,468	5
NS Pearl Harbor HI (Aiea)	Navy Active	Aiea	89	184,434					100	100	172.1			
NS Pearl Harbor HI (Ewa)	Navy Active	Ewa Beach	1,920	3,577,326					3,130	3,144	852.1			
NS Pearl Harbor HI (Honolulu)	Navy Active	R Pearl Harbor	692	2,998,740					621	625	1,260.2			
NS Pearl Harbor HI (Kalaeloa)	Navy Active	Barbers Point	169	1,022,150					929	940	402.9			
NS Pearl Harbor HI (Kunia)	Navy Active	Kunia						10	275,180	96	112.1			
NS Pearl Harbor HI (Pearl City)	Navy Active	Pearl City	342	1,397,290					276	284	382.8			
NS Pearl Harbor HI (Red Hill)	Navy Active	Honolulu	20	27,777					243	243	663.8			
NS Pearl Harbor HI (Wahiawa)	Navy Active	Wahiawa	305	1,087,894				2	11,326	722	743	310.4		
NS Pearl Harbor HI (Waianae)	Navy Active	Lualualei	441	1,129,771					9,228	9,229	556.9			
NS Pearl Harbor HI (Waialeale)	Navy Active	Waipahu	134	439,967					479	479	194.0			
NS Pearl Harbor HI (Waipahu)	Navy Active	Waipahu	24	44,210					1,456	1,456	56.4			
PACMISRANFAC Hawaiian Area	Navy Active	Kekaha	276	633,347					2,113	2,334	386.1			
PACMISRANFAC Hawaiian Area (Makaha Ridge)	Navy Active	Kokee	13	22,374						245	23.7			
Pohakuloa Training Area	Army Active	Hilo	168	271,125					84,816	107,872	282.2	13	107	38
Pupukea Paalaa Uka Mil Road	Army Active	Wahiawa								109	10.8			
Schofield Bks Mil Reserve	Army Active	Wahiawa	442	6,012,634					15,609	18,676	3,788.0	9,820	1,058	1,799
Signal Cable Trunking System	Army Active	Wahiawa	43	9,071					62	201	81.2			
Tripler AMC	Army Active	Honolulu	41	1,877,875					358	367	1,017.9	1,481	1,219	897
TS Waiawa Gulch	Army Guard	Pearl City	9	123,083					19	19	21.4	324	19	3
USA Field Station Kunia	Army Active	Kunia	9	272,040					34	95	123.9	13	0	141
Waianae	Army Active	Waianae	46	46,486	1	637			13	14	16.7	0	0	47
Waikakalaua Ammo Stor Tunnels	Army Active	Milliani	49	104,236					313	314	42.3			
Wheeler Army Airfield	Army Active	Wahiawa	162	1,120,116					1,369	1,370	888.5	2,351	261	278

¹ US Locations that do not meet criteria of at least ten (10) Acres AND at least \$10M PRV. US Territories and Non-US Locations that do not meet criteria of at least ten (10) Acres OR at least \$10M PRV.

DEPARTMENT OF DEFENSE
Base Structure Report - As of 30 Sept 05

SITE	COMPONENT	NAME BRAC NEAREST 2005 CITY	BUILDINGS						ACRES OWNED	TOTAL ACRES	PRV (\$M)	MIL	CIV	OTHER
			OWNED		LEASED		LICENSE / PERMIT							
			COUNT	SQFT	COUNT	SQFT	COUNT	SQFT						
OTHER SITE(S)¹ : 7			20	89,892					33	23,397	39.0	267	8	3
Hawaii Total:			10,173	54,733,707	1	637	16	317,522	151,525	204,305	26,852.2	43,666	14,686	5,404
Idaho														
Boise Air Terminal (ANG)	Air Natl Guard	R Boise	174	1,547,160						576	323.3	1,359	0	0
Edgemoade TS Mtn Home	Army Guard	Mountain Home	11	60,986				151	151	12.5	45	0	0	
Mountain Home AFB	AF Active	R Mountain Home	1,079	4,909,949				6,442	6,844	2,301.9	4,470	419	0	
NAVAL BASE KITSAP (Bayview Idaho)	Navy Active	Bayview	13	80,368				22	22	24.8				
Saylor Creek AF Range	AF Active	Bruneau	5	10,918					103,386	109,466	13.4			
OTHER SITE(S)¹ : 42			29	26,918					14,936	18,904	33.1			
Idaho Total:			1,311	6,636,299	0	0	0	0	124,937	135,963	2,708.9	5,874	419	0
Illinois														
Capital Municipal Airport ANG	Air Natl Guard	R Springfield	34	345,326						91	109.2	1,156	0	0
Charles Melvin Price Spt Ctr	Army Active	Granite City	9	349,219					136	136	46.9			
Col P. Schulstad USARC	Army Reserve	Arlington Hghts	8	231,959					48	48	62.8	914	6	101
Fort Dearborn USARC O'Hare	Army Reserve	Chicago	2	37,987					16	16	10.1			
Granite City OMS/Storage	Army Reserve	Granite City	21	155,760					42	42	34.8	552	8	0
Greater Peoria Regional Airport ANG	Air Natl Guard	R Bartonville	32	415,503						765	145.2	1,297	0	0
Joliet AAP Elwood	Army Active	Joliet	403	1,521,631					3,186	3,186	423.3			
Joliet AAP Kankakee	Army Active	Joliet	28	124,394					1,597	1,597	30.5			
N Riverside (NG Maint Center)	Army Guard	North Riverside	18	184,734					21	21	31.8	850	63	7
North Shore Mem USARC	Army Reserve	Lakeforest	4	47,096					14	14	12.6	257	5	0
NS Great Lakes IL	Navy Active	R Great Lakes	1,150	14,806,961					1,678	1,697	3,678.7	14,644	5,081	0
NS Great Lakes IL (Fort Sheridan)	Navy Active	Fort Sheridan	142	848,738					206	206	159.5	174	0	0
NS Great Lakes IL (Glenview)	Navy Active	Glenview	126	726,986					93	93	85.2			
Parkhurst USARC/OMS/DS	Army Reserve	Darien	2	87,595					13	13	21.1	495	27	0
Peoria AASF #3	Army Guard	Peoria					19	121,929	46	46	36.7	278	36	0
Rock Island Arsenal	Army Active	R Rock Island	178	6,359,827			1	48,068	868	871	1,181.3	81	4,207	1,092
Savanna Depot Act	Army Active	Clinton	801	3,390,000					9,113	9,113	792.4	0	4	2
Scott AFB	AF Active	R Shiloh	933	7,004,918					2,820	3,545	2,104.3	7,154	2,586	29
Sheridan Reserve Complex	Army Reserve	R Highland Park	37	462,145					90	90	102.6	1,573	58	23
USAR Joliet Outdr Tng (Elwood)	Army Reserve	Joliet	23	40,853					3,585	3,585	17.2	120	0	0
OTHER SITE(S)¹ : 26			58	517,799	4	97,570	2	33,380	135	157	148.6	3,107	74	1
Illinois Total:			4,009	37,659,431	4	97,570	22	203,377	23,709	25,333	9,234.7	32,652	12,155	1,255

¹ US Locations that do not meet criteria of at least ten (10) Acres AND at least \$10M PRV. US Territories and Non-US Locations that do not meet criteria of at least ten (10) Acres OR at least \$10M PRV.

DEPARTMENT OF DEFENSE
Base Structure Report - As of 30 Sept 05

SITE	COMPONENT	NAME BRAC NEAREST 2005 CITY	BUILDINGS						ACRES OWNED	TOTAL ACRES	PRV (\$M)	MIL	CIV	OTHER
			OWNED		LEASED		LICENSE / PERMIT							
			COUNT	SQFT	COUNT	SQFT	COUNT	SQFT						
Indiana														
Camp Atterbury	Army Guard	C Edinburgh	391	1,268,498					33,139	33,139	453.7	1,043	70	352
Fort Ben Harrison USARC	Army Reserve	Lawrence	25	280,644					138	138	53.0	816	35	1
Fort Benjamin Harrison	Army Active	Indianapolis	2	101,070					78	78	52.8			
Fort Wayne IAP	Air Natl Guard	R Fort Wayne	30	346,964						166	111.3	993	0	0
Hulman Regional Airport	Air Natl Guard	R Terre Haute	47	341,862					37	121	106.1	1,011	0	0
Indiana AAP	Army Active	Charlestown	1,209	4,555,658					5,309	6,866	1,121.0			
Jefferson Proving Ground	Army Active	Madison	210	360,050					52,832	52,832	150.5	20	1	0
Lyle J. Thompson USARC	Army Reserve	South Bend	3	57,885						12	11.2	120	24	0
Newport Chem Depot	Army Active	C Terre Haute	228	975,997					7,098	8,498	390.5	1	28	116
NSA Crane	Navy Active	R Crane	2,501	11,086,440					62,433	62,435	3,408.1			
OTHER SITE(S)¹ : 5			45	978,601	1	55,519	2	9,147	480	484	233.5	1,057	0	0
Indiana Total:			4,691	20,353,669	1	55,519	2	9,147	161,543	164,767	6,091.7	5,061	158	469
Iowa														
Camp Dodge Johnston TS	Army Guard	R Johnston	30	615,018					2,083	28,847	170.6	2,073	412	515
Des Moines IAP ANG	Air Natl Guard	R Des Moines	30	215,307	4	168,183				172	97.7	996	0	0
Des Moines Reserve Complex	Army Reserve	Des Moines	8	162,152					40	40	28.2	921	11	48
Iowa AAP	Army Active	R Burlington	1,007	4,267,685					19,011	19,011	1,182.1	1	23	12
Sioux Gateway Airport/Col Bud Day Field (ANG)	Air Natl Guard	R Sergeant Bluff	45	436,101					16	305	128.2	880	0	0
OTHER SITE(S)¹ : 1			13	40,014						10	8.6	140	1	0
Iowa Total:			1,133	5,736,277	4	168,183	0	0	21,150	48,385	1,615.4	5,011	447	575
Johnston Atoll														
Johnston Atoll Airfield	AF Active	Honolulu	72	288,299					684	684	0.0	0	0	5
Johnston Atoll Total:			72	288,299	0	0	0	0	684	684	0.0	0	0	5
Kansas														
Def Ind Plt Eqp Fac	Army Active	Atchison	5	2,585,695					125	125	239.2			
Fort Leavenworth	Army Active	R Leavenworth	892	8,528,917					5,637	5,637	1,810.0	4,446	1,450	1,449
Fort Riley	Army Active	R Junction City	1,804	13,621,231	1	3,706			100,652	100,656	3,242.9	9,776	1,827	1,663
Kansas AAP	Army Active	C Parsons	509	2,205,720					13,727	13,835	587.5	0	8	3
McConnell AFB	AF Active	R Wichita	891	4,698,159					2,692	3,545	1,364.1	4,199	327	0
New Century USARC/ASF # 37	Army Reserve	Olathe	3	84,786					16	18	17.8	466	46	0
Smoky Hill ANG Range	Air Natl Guard	Brookville	33	47,663					33,873	33,873	49.1	42	0	0
Topeka Future	Army Reserve	Topeka	2	47,527					12	12	67.8	408	9	0
Wichita USARC	Army Reserve	R Wichita	3	155,043					18	18	25.0	952	209	0

¹ US Locations that do not meet criteria of at least ten (10) Acres AND at least \$10M PRV. US Territories and Non-US Locations that do not meet criteria of at least ten (10) Acres OR at least \$10M PRV.

DEPARTMENT OF DEFENSE
Base Structure Report - As of 30 Sept 05

SITE	COMPONENT	NAME BRAC NEAREST 2005 CITY	BUILDINGS						ACRES OWNED	TOTAL ACRES	PRV (\$M)	MIL	CIV	OTHER
			OWNED		LEASED		LICENSE / PERMIT							
			COUNT	SQFT	COUNT	SQFT	COUNT	SQFT						
OTHER SITE(S)¹ : 24			40	317,246	9	67,266			160	239	72.5	1,629	26	6
Kansas Total:			4,182	32,291,987	10	70,972	0	0	156,912	157,958	7,476.1	21,918	3,902	3,121
Kentucky														
Blue Grass Army Depot	Army Active	R Richmond	1,095	3,822,652					14,596	14,596	1,004.7	52	589	200
Brooks-Lawler USARC/AMSA #71	Army Reserve	Newport	7	64,755					15	15	10.6	372	21	0
CSO NSWC Louisville KY	Navy Caretaker	R Louisville	77	1,712,670					151	151	304.3			
Fort Campbell	Army Active	R Clarksville	522	7,302,143					35,985	36,596	2,622.3	28,663	2,150	2,475
Fort Knox	Army Active	R Radcliff	2,064	15,293,749					109,054	109,210	3,423.0	15,969	3,245	2,610
Louisville Kentucky	Army Reserve	C Louisville	6	129,377	1	26,560			23	23	28.5	877	28	0
Standiford Field ANG	Air Natl Guard	R Louisville	14	365,460						81	86.0	1,223	0	0
Kentucky Total:			3,785	28,690,806	1	26,560	0	0	159,825	160,673	7,479.4	47,156	6,033	5,285
Louisiana														
Barksdale AFB	AF Active	R Bossier City	963	6,054,181					21,802	22,361	1,601.9	7,384	512	0
Camp Minden	Army Guard	Minden	67	276,709					13,665	13,665	50.2	304	0	243
England Authority	Army Active	Alexandria			23	140,960				247	25.6			
Fort Polk	Army Active	Leesville	1,204	7,877,875	1	675,224	3	77,412	197,930	198,721	2,960.3	8,211	1,503	1,400
Louisiana AAP	Army Active	Shreveport	573	2,579,945					1,283	1,283	656.9	0	3	235
NAS JRB New Orleans LA	Navy Reserve	R Belle Chasse	162	1,586,285					3,360	5,009	520.6	5,147	258	0
New Orleans NAS ANG	Air Natl Guard	R Belle Chase	37	304,838			3	42,571		67	82.4	1,029	10	0
NRC New Orleans	Navy Reserve	New Orleans	5	69,597					13	13	12.9			
NSA New Orleans LA	Navy Reserve	R New Orleans	83	1,956,455					213	224	410.8	2,610	831	0
OTHER SITE(S)¹ : 3			19	94,293					15	22	15.4	682	0	0
Louisiana Total:			3,113	20,800,178	24	816,184	6	119,983	238,281	241,611	6,337.1	25,367	3,117	1,878
Maine														
Bangor IAP (ANG)	Air Natl Guard	R Bangor	51	693,669					304	498	226.5	1,027	0	0
NAS Brunswick ME	Navy Active	C Brunswick	417	2,223,570					3,307	3,363	659.2	2,890	5,033	0
NAS Brunswick ME (Corea Maine)	Navy Active	Corea	13	82,401					461	461	74.2			
NAS Brunswick ME (NCTS Cutler VLF Area)	Navy Active	Cutler	35	132,557					2,805	2,805	77.9			
NAS Brunswick ME (Topsham)	Navy Active	Topsham	62	296,595					91	91	46.3	145	0	0
NAVSPACT Portsmouth Shipyard	Navy Active	R Kittery	295	4,224,863					302	302	1,087.1			
Searsport Defense Fuel Support Point	AF Active	Searsport	22	15,153					20	1,266	238.4	0	2	0
South Portland ANGS	Air Natl Guard	South Portland	9	56,313						12	11.1	277	0	0

¹ US Locations that do not meet criteria of at least ten (10) Acres AND at least \$10M PRV. US Territories and Non-US Locations that do not meet criteria of at least ten (10) Acres OR at least \$10M PRV.

DEPARTMENT OF DEFENSE
Base Structure Report - As of 30 Sept 05

SITE	COMPONENT	NAME BRAC NEAREST 2005 CITY	BUILDINGS						ACRES OWNED	TOTAL ACRES	PRV (\$M)	MIL	CIV	OTHER
			OWNED		LEASED		LICENSE / PERMIT							
			COUNT	SQFT	COUNT	SQFT	COUNT	SQFT						
OTHER SITE(S) ¹ : 4			8	64,690	1	142,400			2,335	2,351	0.0	0	7	0
Maine Total:			912	7,789,811	1	142,400	0	0	9,625	11,149	2,420.6	4,339	5,042	0
Maryland														
1Sg Adam S Brandt USARC	Army Reserve	Baltimore	3	52,684					27	27	11.6	623	25	0
Aberdeen Proving Ground	Army Active	R Aberdeen	1,929	14,303,710					72,229	72,406	3,066.0	5,492	6,293	1,614
Andrews AFB	AF Active	R Camp Springs	1,003	7,877,525					4,346	4,996	2,107.0	7,220	1,155	0
Blossom Pt Research Facility	Army Active	Washington D C	43	69,734					1,600	1,600	35.9	0	8	0
Brandywine Globecom Annex	AF Active	Brandywine	9	24,036					1,635	1,640	17.3			
CSO NSWC Carderock MD	Navy Caretaker	Annapolis	82	599,766					90	90	148.9			
Curtis Bay - Baltimore	Army Reserve	Baltimore	3	27,915					18	18	58.0			
Fort Detrick	Army Active	R Frederick	189	1,973,663					1,143	1,153	1,022.2	1,545	1,434	1,338
Fort George G Meade	Army Active	R Baltimore	286	4,550,870			12	64,225	5,067	5,067	2,005.3	9,972	3,527	17,019
Fort Ritchie	Army Active	Waynesboro	238	1,311,450					590	592	210.0	8	0	0
Governors Bridge Globecom Annex	AF Active	Davidsonville	2	26,540					852	864	16.2			
Martin State Airport ANG	Air Natl Guard	R Baltimore	49	385,447						175	108.0	1,673	0	0
NAS Patuxent River MD	Navy Active	R Patuxent River	522	6,171,825					6,401	6,402	2,152.1	992	6,737	1
NAS Patuxent River MD (Glenn Forest)	Navy Active	Lexington Park							139	139	43.5			
NAS Patuxent River MD (NAF Washington)	Navy Active	R Andrews AFB	24	604,653			5	44,175	119	119	178.1	807	0	0
NAS Patuxent River MD (Solomons Island Nrc)	Navy Active	Solomons	132	286,321					295	295	74.1			
NAS Patuxent River MD (Webster Field)	Navy Active	Saint Inigoes	70	555,027					852	968	201.8			
National Imagery & Mapping Agency	Army Active	C Bethesda	5	559,439					39	40	101.3			
NATNAVMEDCEN Bethesda MD	Navy Active	R Bethesda	64	3,301,333					239	239	803.5	3,716	3,648	0
NSA Wash (Blossom Point MD)	Navy Active	La Plata	20	48,279					265	265	17.6			
NSA Wash (Chesapeake Bay Detach)	Navy Active	Solomons	73	216,721					168	168	80.9			
NSA Wash (Gambrills MD)	Navy Active	Annapolis	64	115,996					856	856	19.8			
NSA Wash (NAVACAD North Seven)	Navy Active	Annapolis	32	214,222					527	527	66.4			
NSA Wash (Naval Station)	Navy Active	R Annapolis	125	681,692					278	278	154.2	0	2	0
NSA Wash (NMIC Suitland)	Navy Active	Suitland	5	636,965					42	84	126.7			
NSA Wash (NSWC Carderock)	Navy Active	R Bethesda	72	1,832,932					186	186	361.6	0	75	0
NSA Wash (NSWC Indian Head)	Navy Active	R Indian Head	1,056	2,867,722					1,961	1,961	943.7	493	100	0
NSA Wash (Stump Neck Area)	Navy Active	Indian Head	86	287,462					1,087	1,087	77.5			
NSA Wash (USNA Annapolis)	Navy Active	Annapolis	199	5,090,304					355	356	1,091.0	65	0	0
NSA Wash (White Plains RR)	Navy Active	Indian Head							165	165	14.0			
Pvt Henry Costin	Army Guard	Laurel	3	55,747					23	23	10.8	391	4	0

¹ US Locations that do not meet criteria of at least ten (10) Acres AND at least \$10M PRV. US Territories and Non-US Locations that do not meet criteria of at least ten (10) Acres OR at least \$10M PRV.

DEPARTMENT OF DEFENSE
Base Structure Report - As of 30 Sept 05

SITE	COMPONENT	NAME BRAC NEAREST 2005 CITY	BUILDINGS						ACRES OWNED	TOTAL ACRES	PRV (\$M)	MIL	CIV	OTHER
			OWNED		LEASED		LICENSE / PERMIT							
			COUNT	SQFT	COUNT	SQFT	COUNT	SQFT						
Summerfield Family Hsg	AF Active	Seat Pleasant			194	1,942,174			234	184.7				
U.S.A. Adelphi Laboratory Ctr	Army Active	R Adelphi	30	1,131,049				207	207	285.8	87	831	157	
Walter Reed AMC Forest Glen	Army Active	R Silver Spring	37	1,333,927				132	132	385.6	293	265	189	
OTHER SITE(S)¹ : 22			51	410,550	2	41,318		158	197	109.4	1,958	24	5	
Maryland Total:			6,506	57,605,505	196	1,983,492	17	108,400	102,092	103,558	16,290.7	35,335	24,128	20,323
Massachusetts														
94th RRC HQ USARC	Army Reserve	C Ayer	1	81,206				14	14	17.0	280	59	0	
Barnes Municipal Airport ANG	Air Natl Guard	R Westfield	42	328,313				2	190	104.7	965	0	0	
Cape Cod AFS	AF Active	Bourne	13	99,462				101	101	37.8	58	5	0	
Cpl G M Craig USARC/AMSA 163	Army Reserve	Brockton	2	66,423				14	14	14.8	280	20	0	
CSO NAS South Weymouth MA	Navy Caretaker	Weymouth	205	1,142,169				2,135	2,252	398.8				
Devens Reserve Forces Tng Area	Army Reserve	R Ayer	126	1,474,098				5,226	5,226	358.7	2,447	310	42	
Hanscom AFB	AF Active	R Bedford	224	3,698,834				780	846	1,020.9	1,489	1,410	0	
MCRC Chicopee Hsng	Marine Reserve	Chicopee	153	594,798				84	84	65.0				
MCRC Westover	Marine Reserve	Chicopee	1	51,247				12	12	10.5	589	0	0	
MTA Camp Edwards	Army Guard	Bourne	231	965,860				14,712	14,712	353.9	515	44	36	
NAVSUBASE New London CT (NAVPRO Pittsfield MA)	Navy Active	Pittsfield	5	823,949				30	30	178.5				
NWIRP Bedford MA	Navy Active	Bedford	6	275,969				79	79	99.9				
Otis ANGB	Air Natl Guard	R Falmouth	182	1,435,181			23	145,520	1,313	4,061	727.3	1,244	164	0
Soldier Systems Center	Army Active	R Natick	75	857,414				78	78	200.5	91	776	466	
South Boston Support Activity	Army Reserve	Boston	2	583,529				11	11	117.0	321	30	892	
SSC Hudson Housing	Army Active	Hudson	14	50,153				86	134	10.5				
Westover AFRC	Army Reserve	C Chicopee	2	52,477				12	12	30.4	197	9	4	
Westover ARB	AF Reserve	R Chicopee	109	1,417,631				2,515	2,585	677.9	2,407	291	0	
OTHER SITE(S)¹ : 9			36	55,704	1	27,145		189	274	22.6	186	0	0	
Massachusetts Total:			1,429	14,054,417	1	27,145	23	145,520	27,393	30,715	4,446.8	11,069	3,118	1,440
Michigan														
Alpena County Regional Airport	Air Natl Guard	Alpena	108	442,905					674	186.8	206	0	0	
CTC Fort Custer Trng Center	Army Guard	R Battle Creek	127	489,923				7,570	7,570	161.7	522	13	51	
Detroit Arsenal	Army Active	R Detroit	36	1,571,490	2	7,954	1	20,801	170	430.3	150	3,365	689	
Dr Mary E Walker Mem USARC	Army Reserve	Walker	2	72,040				14	14	16.8	253	6	0	
Grayling Airfield	Army Guard	Grayling	41	118,125				847	875	100.4				
NMCRC Battle Creek	Navy Reserve	Battle Creek	6	56,916				26	158	11.4	421	0	0	
Sebille Manor FH Michigan	Army Active	Mt Clemens	223	636,533				103	103	103.1				
Selfridge ANG Base	Air Natl Guard	R Mt Clemens	158	1,807,876			1	16,502	2,562	852.0	2,608	374	0	

¹ US Locations that do not meet criteria of at least ten (10) Acres AND at least \$10M PRV. US Territories and Non-US Locations that do not meet criteria of at least ten (10) Acres OR at least \$10M PRV.

DEPARTMENT OF DEFENSE
Base Structure Report - As of 30 Sept 05

SITE	COMPONENT	NAME BRAC NEAREST 2005 CITY	BUILDINGS						ACRES OWNED	TOTAL ACRES	PRV (\$M)	MIL	CIV	OTHER
			OWNED		LEASED		LICENSE / PERMIT							
			COUNT	SQFT	COUNT	SQFT	COUNT	SQFT						
Southfield USARC	Army Reserve	Southfield	7	94,297					25	26	22.0	640	10	0
US Army Garrison Selfridge	Army Active	C Mt Clemens	170	1,052,264			7	64,474	520	520	262.6	168	73	301
W K Kellogg Airport	Air Natl Guard	R Battle Creek	39	371,263						320	126.0	957	0	0
OTHER SITE(S)¹ : 5			1,128	4,143,731					3,595	4,636	5.0	0	2	0
Michigan Total:			2,045	10,857,363	2	7,954	9	101,777	15,431	18,142	2,278.0	5,925	3,843	1,041
Minnesota														
Arden Hills Army Training Site	Army Guard	Arden Hills	57	137,591					1,496	1,496	34.1	0	33	0
Arden Hills USARC	Army Reserve	New Brighton	3	143,090					54	54	26.6	554	31	0
Duluth IAP (ANG)	Air Natl Guard	R Duluth	48	449,673					23	262	124.1	1,047	28	0
Fort Snelling USARC/AMSA	Army Reserve	R Minneapolis	6	269,784					47	47	59.3	1,621	385	0
Minneapolis-St Paul IAP-ARS	AF Reserve	Minneapolis	87	1,078,974					215	246	318.6	2,487	157	0
NIROP Minneapolis MN	Navy Active	Fridley	14	1,745,338					83	88	385.0			
NMCRC Minneapolis	Navy Reserve	Minneapolis	8	230,010					12	12	59.7	1,173	0	0
NMCRC Saint Paul	Navy Reserve	Fort Snelling	4	51,521					11	11	10.9	108	0	0
Twin Cities AAP	Army Active	New Brighton	111	2,844,828					774	793	698.1	1	0	0
OTHER SITE(S)¹ : 17			32	584,197					68	243	98.5	1,642	45	0
Minnesota Total:			370	7,535,006	0	0	0	0	2,782	3,252	1,814.9	8,633	679	0
Mississippi														
BG George A Morris USARC	Army Reserve	Vicksburg	2	75,625					13	13	11.7	225	13	0
CBC Gulfport MS	Navy Active	Gulfport	370	4,681,809					3,316	3,416	687.6	3,926	1,641	0
Columbus AFB	AF Active	R Columbus	485	2,483,638					4,408	4,931	660.1	963	433	0
Columbus Auxiliary Airfield	AF Active	Shuqualak	5	11,370					914	1,080	24.8			
CTA Camp McCain	Army Guard	Elliott	92	367,820					13,014	13,014	105.4	166	19	44
Gulfport-Biloxi Regional Airport (ANG)	Air Natl Guard	Gulfport	83	624,841					12	267	121.0	529	0	0
Jackson IAP	Air Natl Guard	R Flowood	27	381,723						139	92.1	1,173	0	0
Keesler AFB	AF Active	R Biloxi	1,166	9,405,884					1,496	1,611	1,774.6	5,103	1,561	0
Keesler Training Annex No 1	AF Active	Biloxi	61	294,980					57	57	31.9			
Key Field ANG	Air Natl Guard	R Meridian	34	391,697						117	104.4	1,087	8	0
Mississippi AAP	Army Active	C Picayune	113	1,668,504					4,214	4,214	320.6	0	3	0
MTA Camp Shelby	Army Guard	Hattiesburg	30	161,073					124,300	124,300	43.0	1,637	286	1,015
NAS Meridian MS	Navy Active	R Meridian	523	2,492,890					8,061	8,065	598.0	1,140	0	0
NAS Meridian MS (OLF Bravo)	Navy Active	Preston	6	8,533					1,255	1,473	38.8			
NS Pascagoula MS	Navy Active	C Pascagoula	47	513,071	1	1,638			561	561	102.4	965	0	0
OTHER SITE(S)¹ : 3			3	344				75	1,064,842	728	2,964	173.1	0	149

¹ US Locations that do not meet criteria of at least ten (10) Acres AND at least \$10M PRV. US Territories and Non-US Locations that do not meet criteria of at least ten (10) Acres OR at least \$10M PRV.

DEPARTMENT OF DEFENSE
Base Structure Report - As of 30 Sept 05

SITE	COMPONENT	NAME BRAC NEAREST 2005 CITY	BUILDINGS						ACRES OWNED	TOTAL ACRES	PRV (\$M)	MIL	CIV	OTHER
			OWNED		LEASED		LICENSE / PERMIT							
			COUNT	SQFT	COUNT	SQFT	COUNT	SQFT						
Mississippi Total:			3,047	23,563,802	1	1,638	75	1,064,842	162,349	166,223	4,889.5	16,914	4,113	1,059
Missouri														
Belton USARC/AMSA #57	Army Reserve	Richards Gebaur	3	58,161					195	195	10.0	768	26	0
Fort Leonard Wood	Army Active	R Waynesville	1,127	9,664,822					62,897	62,911	3,144.0	24,563	2,307	2,197
Jefferson Barracks ANGS	Air Natl Guard	R St Louis	1	323	31	385,225				135	86.5	341	0	0
Lake City AAP	Army Active	Independence	417	3,170,420					3,935	3,950	856.1	1	24	2
Lake Of the Ozarks Recreation	Army Active	Camdenton	18	17,139						359	19.5			
Lambert St Louis IAP ANG	Air Natl Guard	R St Ann	39	377,791					25	49	106.5	1,278	1	0
MCSPTACT Kansas City MO	Marine Active	C Kansas City	30	351,661	1	20,402			66	100	76.4	1,248	274	0
MCSPTACT Kansas City MO (Family Housing)	Marine Active	Belton	239	614,881					81	81	57.5			
MTA Camp Clark Nevada	Army Guard	Nevada	184	229,906					615	615	73.7	40	8	14
MTA Camp Crowder Neosho	Army Guard	Neosho	63	193,332					4,362	4,362	79.5	0	15	395
Rosecrans Mem Airport	Air Natl Guard	R Elwood	44	342,921					54	426	96.8	1,074	8	0
Springfield AFRC/AMSA #54	Army Reserve	Springfield	4	81,899					18	18	15.3	480	4	0
St Charles USARC	Army Active	St Charles	19	132,927					1,655	1,656	33.6			
St Louis #3/Sverdrup USAR	Army Reserve	St Louis	3	107,973					21	21	22.6	553	44	0
St Louis #4/Ord Plant	Army Reserve	St Louis	41	82,087					17	17	28.0			
St Louis AAP	Army Active	St Louis	9	137,092					18	18	21.1			
St Louis AFS	AF Active	St Louis	13	736,550					25	25	207.4	11	0	0
Whiteman AFB	AF Active	R Knob Noster	1,003	4,826,291					3,921	6,337	1,756.3	4,319	408	0
OTHER SITE(S)¹ : 8			15	588,781				3	6,787	357	372	11.9		
Missouri Total:			3,272	21,714,957	32	405,627	3	6,787	78,263	81,648	6,702.8	34,676	3,119	2,608
Montana														
Fort Missoula	Army Guard	Missoula	9	35,444	3	41,545			14	14	12.6	34	0	0
Great Falls IAP ANG	Air Natl Guard	R Great Falls	43	380,953					1	140	125.2	984	0	0
Malmstrom AFB	AF Active	R Great Falls	1,015	5,010,198					4,771	29,130	2,855.1	3,587	435	0
MTA Fort Wm Henry Harrison	Army Guard	Helena	106	705,151					3,011	4,371	224.3	908	226	107
MTA Limestone Hills	Army Guard	Townsend					3	9,192		21,360	31.4			
Sgt Ernest Veuve Hall/AMSA #74	Army Reserve	C Missoula	5	65,353					16	16	13.7	243	1	5
OTHER SITE(S)¹ : 10			15	109,565	2	14,700			39	44	28.0	351	20	0
Montana Total:			1,193	6,306,664	5	56,245	3	9,192	7,851	55,076	3,290.3	6,107	682	112
Nebraska														
Camp Ashland	Army Guard	Ashland	49	198,358					980	980	39.6	309	11	8
Cornhusker AAP	Army Active	Grand Island	98	597,302					3,428	3,428	208.7	0	1	0
Greenlief TS	Army Guard	R Hastings	125	268,093					3,211	3,211	70.4	1	10	4

¹ US Locations that do not meet criteria of at least ten (10) Acres AND at least \$10M PRV. US Territories and Non-US Locations that do not meet criteria of at least ten (10) Acres OR at least \$10M PRV.

DEPARTMENT OF DEFENSE
Base Structure Report - As of 30 Sept 05

SITE	COMPONENT	NAME BRAC NEAREST 2005 CITY	BUILDINGS						ACRES OWNED	TOTAL ACRES	PRV (\$M)	MIL	CIV	OTHER	
			OWNED		LEASED		LICENSE / PERMIT								
			COUNT	SQFT	COUNT	SQFT	COUNT	SQFT							
Lincoln Airbase	Army Guard	Lincoln					14	223,766	44	44	45.0	1,069	52	2	
Lincoln Municipal Airport (ANG)	Air Natl Guard	Lincoln	36	555,586					202	218	131.9	905	0	0	
Mead TS	Army Guard	Mead	8	88,427					1,197	1,197	20.7	1	16	0	
Offutt AFB	AF Active	Bellevue	208	5,471,100					1,908	1,923	1,427.5	6,857	1,832	0	
Offutt Communications Anx No 2 Globecom	AF Active	Elkhorn	7	28,835					372	372	11.7				
Offutt Family Hsg Annex	AF Active	Bellevue	36	407,115					783	786	166.6				
OTHER SITE(S)¹ : 7			4	14,871					581	946	10.3				
Nebraska Total:			571	7,629,687	0	0	14	223,766	12,706	13,105	2,132.4	9,142	1,922	14	
<u>Nevada</u>															
Hawthorne Army Depot	Army Active	Reno	2,519	9,701,951					147,189	147,236	3,300.1	1	30	0	
Indian Springs AF Auxiliary Field	AF Active	Indian Springs	82	340,514					2,300	2,300	269.5	771	54	0	
NAS Fallon NV	Navy Active	R Fallon	579	2,443,047	2	400	1	8	119,335	119,396	1,139.1	347	223	0	
NAS Fallon NV (Hawthorne Nevada)	Navy Active	Hawthorne			2	15,356	37	337,796	15	15	92.7				
Nellis AF Range	AF Active	Indian Springs	90	132,463					3,092,208	3,092,316	231.8				
Nellis AFB	Army Reserve	Las Vegas	3	82,549					22	22	43.7	187	3	0	
Nellis AFB	AF Active	R Las Vegas	1,716	7,253,848	1	20			14,145	14,161	2,601.6	7,366	975	39	
Nellis Water System Annex	AF Active	Las Vegas	2	19,347					80	107	18.8				
Reno Tahoe IAP	Air Natl Guard	R Reno	37	347,144			1	3,134		64	109.7	1,030	0	0	
Tonopah Auxiliary Airfield Annex	AF Active	Tonopah	143	1,648,903					2,157	2,157	877.9				
Tonopah Auxiliary Airfield Annex #2	AF Active	Tonopah	93	789,195					109	109	177.3				
OTHER SITE(S)¹ : 23			31	77,303	3	2,978			26,087	26,108	28.0				
Nevada Total:			5,295	22,836,264	8	18,754	39	340,938	3,403,646	3,403,990	8,890.2	9,702	1,285	39	
<u>New Hampshire</u>															
AFRC, Londonderry	Army Reserve	Manchester	3	135,079					16	49	29.6	847	41	6	
New Boston AFS	AF Active	Mount Vernon	25	130,658					2,826	2,873	62.2	11	36	0	
Pease Intl Tradeport	Air Natl Guard	Portsmouth	55	478,254			2	834	219	219	165.3	0	1	0	
OTHER SITE(S)¹ : 2			20	377,806					286	291	0.0	1,064	10	0	
New Hampshire Total:			103	1,121,797	0	0	2	834	3,347	3,432	257.1	1,922	88	6	
<u>New Jersey</u>															
Air Mobility Warfare Center	AF Active	Wrightstown	8	243,381					31	31	50.5				
Atlantic City IAP	Air Natl Guard	R Pleasantville	35	352,676					296	296	113.5	1,031	0	0	
Caven Point USARC	Army Reserve	Jersey City	9	72,733					25	25	23.1	446	2	0	
Fort Dix	Army Reserve	R Trenton	1,048	5,786,790					30,638	30,639	2,261.3	3,491	949	1,103	

¹ US Locations that do not meet criteria of at least ten (10) Acres AND at least \$10M PRV. US Territories and Non-US Locations that do not meet criteria of at least ten (10) Acres OR at least \$10M PRV.

DEPARTMENT OF DEFENSE
Base Structure Report - As of 30 Sept 05

SITE	COMPONENT	NAME BRAC NEAREST 2005 CITY	BUILDINGS						ACRES OWNED	TOTAL ACRES	PRV (\$M)	MIL	CIV	OTHER	
			OWNED		LEASED		LICENSE / PERMIT								
			COUNT	SQFT	COUNT	SQFT	COUNT	SQFT							
Fort Dix Family Hsg	AF Active	Trenton	71	190,776					37	37	21.4				
Fort Monmouth Evans	Army Active	C Asbury Park	85	375,062					218	253	81.9				
Fort Monmouth Main Post	Army Active	C Red Bank	425	4,896,340					1,126	1,126	999.6	615	4,427	1,575	
McGuire AFB	AF Active	R Wrightstown	725	7,088,618					3,604	3,661	2,163.6	8,296	719	0	
NAWCADLKE Non-NIF Lakehurst NJ	Navy Active	R Lakehurst	193	2,717,374					7,430	7,430	1,042.0	187	234	70	
NRC Fort Dix NJ	Navy Reserve	Fort Dix	11	100,837					14	14	22.4	601	0	0	
NWS Earle NJ	Navy Active	R Colts Neck	495	2,260,318	50	346,710			11,851	11,851	1,167.0	265	0	0	
Pedricktown Support Facility	Army Reserve	Penns Grove	45	253,003					86	86	55.3				
Picatinny Arsenal	Army Active	R Dover	810	3,913,118					5,853	6,493	1,278.0	582	2,837	495	
Sgt J.W. Joyce Kilmer USARC	Army Reserve	C New Brunswick	3	97,395					24	24	20.9	374	22	0	
OTHER SITE(S)¹ : 7			11	208,572					44	45	46.8	1,320	9	0	
New Jersey Total:			3,974	28,556,993	50	346,710	0	0	61,276	62,010	9,347.3	17,208	9,199	3,243	
<u>New Mexico</u>															
Boles Wells Water System Annex	AF Active	Alamogordo							7,347	7,411	28.4				
Bonito Lake Water System Annex	AF Active	Carrizozo	5	1,529					78	155	18.4				
Cannon AFB	AF Active	C Clovis	1,106	4,636,294					3,790	4,543	1,445.2	3,513	394	0	
Cannon Meadows Hsg Area	AF Active	Portales			151	249,897				39	23.7				
Cannon Place Hsg Area	AF Active	Clovis			202	336,765				40	31.8				
Fort Bliss AAA Ranges	Army Active	C El Paso	400	1,040,856					995,404	995,404	790.4	71	83	1	
Fort Wingate Depot Activity	Army Active	Gallup	827	1,922,016					16,691	16,691	591.8	0	0	16	
Holloman AFB	AF Active	R Alamogordo	1,204	7,633,026					52,411	54,055	2,174.6	3,678	834	0	
Jenkins AFRC	Army Reserve	C Albuquerque	8	109,676						12	22.7	1,220	18	0	
Kirtland AFB	AF Active	R Albuquerque	1,821	8,923,210					43,990	44,072	2,686.6	4,710	1,921	60	
Melrose AF Range	AF Active	Melrose	12	16,279					66,033	87,929	26.9				
NAS Corpus Christi TX (White Sands NM)	Navy Active	White Sands Msl Rge	41	192,492				1	4,224	85	56.1				
White Sands Missile Range	Army Active	Las Cruces	1,149	4,542,525				1	2,400	2,281,558	2,281,659	2,228.3	214	2,178	369
OTHER SITE(S)¹ : 10			25	85,566					11,872	17,084	20.5	329	2	0	
New Mexico Total:			6,598	29,103,469	353	586,662	2	6,624	3,479,258	3,509,178	10,145.4	13,735	5,430	446	
<u>New York</u>															
Air Force Plant No 59	AF Active	Johnson City	4	637,238					29	32	139.6				
Amityville AFRC	Army Reserve	C New York	7	63,708					15	15	17.9	349	2	0	
CW2 Kerry P. Hein USARC	Army Reserve	New York	9	70,915					23	23	20.3	571	3	0	
Ernie Pyle USARC/AMSA #12	Army Reserve	R New York	10	305,695					36	36	56.1	2,278	286	0	
Floyd Wet Site	Army Reserve	Rome	5	10,666					51	51	17.9				
Fort Drum	Army Active	Watertown	1,246	8,104,920	650	3,327,872			107,265	107,648	3,410.1	16,980	1,624	1,419	

¹ US Locations that do not meet criteria of at least ten (10) Acres AND at least \$10M PRV. US Territories and Non-US Locations that do not meet criteria of at least ten (10) Acres OR at least \$10M PRV.

DEPARTMENT OF DEFENSE
Base Structure Report - As of 30 Sept 05

SITE	COMPONENT	NAME BRAC NEAREST 2005 CITY	BUILDINGS						ACRES OWNED	TOTAL ACRES	PRV (\$M)	MIL	CIV	OTHER
			OWNED		LEASED		LICENSE / PERMIT							
			COUNT	SQFT	COUNT	SQFT	COUNT	SQFT						
Fort Hamilton	Army Active	R New York City	49	951,572					168	168	335.7	844	310	526
Francis S Gabreski Airport (ANG)	Air Natl Guard	Westhampton Beach	31	363,815						89	109.4	953	0	0
Griffiss Northeast Air Defense (NEAD) ANG	Air Natl Guard	Rome	4	57,228					39	39	15.7			
Hancock Army Complex	Army Active	Syracuse	4	208,142					12	12	39.3			
Hancock Field ANG	Air Natl Guard	North Syracuse	48	482,801					342	342	154.5	1,187	3	0
MAJ D W Hollender USARC	Army Reserve	Webster	3	65,495					12	12	13.4	522	8	0
MCRC Syracuse	Marine Reserve	Syracuse	5	27,932					264	264	13.0	147	0	0
NAVSUBASE New London CT (Mitchel Field NY)	Navy Active	Hempstead	100	464,372					45	45	73.3			
NAVSUBASE New London CT (Mitchel Manor 1 NY)	Navy Active	Hempstead	18	225,398					12	12	27.8			
NAVSUBASE New London CT (Mitchel Manor 2 NY)	Navy Active	Hempstead	16	220,402					37	37	43.8			
NAVSUPPU Saratoga Springs NY	Navy Active	Saratoga Springs	95	495,620					123	123	56.5	0	4	0
Newport Test Annex No 2 Transmitter	AF Active	Newport	4	14,247					35	41	10.7			
NG Youngstown Tng Site	Army Guard	Youngstown	44	66,288					860	860	26.5			
Niagara Falls AFRC	Army Reserve	C Niagara Falls	13	179,623					22	22	30.2	361	22	0
Niagara Falls IAP-ARS	AF Reserve	R Niagara Falls	83	867,073					548	985	315.6	2,083	164	0
NS Newport RI (NUWC Fishers Island NY)	Navy Active	Fishers Island	9	47,754	1	168			70	78	19.4			
NWIRP Bethpage NY	Navy Active	Bethpage	43	1,831,856					143	148	438.4			
NWIRP Calverton NY	Navy Active	Calverton	64	843,870					6,048	6,048	363.9			
Orangeburg USARC	Army Reserve	Nyack	7	46,334					20	306	17.3	359	4	0
Rome Laboratory	AF Active	R Rome	14	1,409,280					108	108	302.8			
Schenectady Airport ANG	Air Natl Guard	R Schenectady	36	387,354						122	104.6	1,546	0	0
Seneca Army Depot Activity	Army Active	Geneva	98	2,762,203					2,348	2,348	510.8			
Sgt Horace D Bradt USARC	Army Reserve	Schenectady	5	54,334					12	12	10.9	391	9	0
SSG Federick J. III Jr USARC	Army Reserve	Newburg	6	41,749					153	153	11.2	112	2	0
Staten Island USARC	Army Reserve	Brooklyn	5	122,732					14	14	31.2	560	17	0
Stewart Annex	Army Active	R New York City	4	68,493					10	10	31.6	11	1	0
Stewart IAP	Air Natl Guard	New Windsor	30	757,350				1	4,082		268	354.9	1,708	0
Stewart Newburgh USARC	Army Reserve	C New Windsor	15	117,651					40	40	42.0	161	9	0
Verona Test Annex	AF Active	Verona	28	105,866					512	513	39.2			
Watervliet Arsenal	Army Active	R Watervliet	65	2,110,962					143	143	399.3	46	748	241
West Point Mil Reservation	Army Active	R New York City	942	9,424,594	1	19,054			16,081	16,081	2,646.6	6,039	2,186	1,659
OTHER SITE(S)¹ : 29			103	1,032,954					180	194	207.4	4,597	144	0
New York Total:			3,272	35,048,486	652	3,347,094	1	4,082	135,823	137,444	10,458.8	41,805	5,546	3,845

¹ US Locations that do not meet criteria of at least ten (10) Acres AND at least \$10M PRV. US Territories and Non-US Locations that do not meet criteria of at least ten (10) Acres OR at least \$10M PRV.

DEPARTMENT OF DEFENSE
Base Structure Report - As of 30 Sept 05

SITE	COMPONENT	NAME BRAC NEAREST 2005 CITY	BUILDINGS						ACRES OWNED	TOTAL ACRES	PRV (\$M)	MIL	CIV	OTHER
			OWNED		LEASED		LICENSE / PERMIT							
			COUNT	SQFT	COUNT	SQFT	COUNT	SQFT						
North Carolina														
Camp Mackall	Army Active	Hoffman	78	154,035					63,197	63,197	71.5			
Charlotte/Douglas IAP (ANG)	Air Natl Guard	R Charlotte	28	346,374						99	82.3	1,262	22	0
Dare County Range	AF Active	Stumpy Point	12	32,886					46,595	46,604	21.7			
Fort Bragg	Army Active	R Fayetteville	1,927	23,080,456	251	406,104	5	57,005	152,843	152,922	6,101.2	45,218	4,115	4,735
Fort Fisher Recreation Site	AF Active	Kure Beach	55	128,188					100	101	27.0			
Greenville USARC	Army Reserve	Winterville	3	94,044					15	15	15.2			
MCAS Cherry Point NC	Marine Active	R Cherry Point	1,881	10,587,429					11,560	13,149	2,402.3	7,896	4,926	0
MCAS Cherry Point NC (ALF Bogue)	Marine Active	Bogue	25	48,437					837	837	27.1			
MCAS Cherry Point NC (MCAS-H Oak Grove)	Marine Active	Pollocksville	5	5,560					976	976	35.5			
MCAS Cherry Point NC (OLF Atlantic)	Marine Active	Atlantic	8	18,681					1,469	1,473	40.2			
MCAS Cherry Point NC (Point Of Marsh Target)	Marine Active	Atlantic	7	20,058					12,460	12,460	11.8			
MCB Camp Lejeune NC	Marine Active	R Camp Lejeune	4,110	21,795,938	1	8,000			124,009	155,115	4,655.6	68,491	6,937	0
MCB Camp Lejeune NC (MCAS New River)	Marine Active	R Camp Lejeune	755	3,496,436					2,772	3,728	868.9	5,443	189	0
Military Ocean TML Sunny Point	Army Active	Wilmington	101	259,677					11,275	16,324	503.5	108	233	2
NS Norfolk VA (Harvey Pt NC)	Navy Active	Hertford	21	40,593					1,414	1,414	36.5			
Pope AFB	AF Active	R Spring Lake	532	3,333,375					1,961	1,963	775.6	5,332	355	0
Seymour Johnson AFB	AF Active	R Goldsboro	1,280	5,123,506					3,233	4,107	1,016.2	5,076	389	0
Stanly County Airport	Air Natl Guard	Abermale	31	87,035						111	18.4	152	8	0
OTHER SITE(S)¹ : 9			23	97,549					202	231	16.1	209	0	0
North Carolina Total:			10,882	68,750,257	252	414,104	5	57,005	434,919	474,826	16,726.6	139,187	17,174	4,737
North Dakota														
Cavalier AFS	AF Active	Mountain	20	29,461			17	382,940	650	650	307.5	24	6	0
Grand Forks AFB	AF Active	R Emerado	813	5,586,884					6,821	23,501	1,339.5	2,628	352	0
Grand Forks Armory	Army Guard	Grand Forks	1	82,365					11	11	16.6	522	1	4
Grand Forks Defense Fuel Support Point	AF Active	Grand Forks	4	2,853					11	28	30.3			
Hector IAP (ANG)	Air Natl Guard	R Fargo	31	371,175						243	118.4	1,017	0	0
Mickelsen Stanley R Sfg Msr	Army Active	Nekoma	12	143,567					432	631	257.8			
Mickelsen Stanley R Sfg Par	Army Active	Mountain	15	375,079			13	26,872	278	295	135.9			
Mickelsen Stanley R Sfg Rsl 1	Army Active	Hampden	1	13,008					41	315	36.1			
Mickelsen Stanley R Sfg Rsl 2	Army Active	Langdon	1	12,865					36	312	36.0			
Mickelsen Stanley R Sfg Rsl 3	Army Active	Mountain	1	12,832					43	315	41.0			
Mickelsen Stanley R Sfg Rsl 4	Army Active	Fairdale	1	13,150					49	318	37.2			
Minot AFB	AF Active	Minot	1,382	8,156,599					5,416	24,736	2,785.6	4,727	526	0

¹ US Locations that do not meet criteria of at least ten (10) Acres AND at least \$10M PRV. US Territories and Non-US Locations that do not meet criteria of at least ten (10) Acres OR at least \$10M PRV.

DEPARTMENT OF DEFENSE
Base Structure Report - As of 30 Sept 05

SITE	COMPONENT	NAME BRAC NEAREST 2005 CITY	BUILDINGS						ACRES OWNED	TOTAL ACRES	PRV (\$M)	MIL	CIV	OTHER
			OWNED		LEASED		LICENSE / PERMIT							
			COUNT	SQFT	COUNT	SQFT	COUNT	SQFT						
Minot AFRC	Army Guard	Minot	2	129,697					22	22	27.1	242	0	3
OTHER SITE(S)¹ : 4			11	90,982					10	42	18.0	425	16	0
North Dakota Total:			2,295	15,020,517	0	0	30	409,812	13,821	51,419	5,186.9	9,585	901	7
<u>Northern Mariana Islands</u>														
NAVBASE Guam (Farrallon De Medinilla)	Navy Active	Saipan Mariana Isl								206				
NAVBASE Guam (Saipan)	Navy Active	Saipan Mariana Isl								177				
NAVBASE Guam (Tinian)	Navy Active	Tinian Mariana Isl								16,554				
Northern Mariana Islands Total:			0	0	0	0	0	0	0	16,937	0.0	0	0	0
<u>Ohio</u>														
83D Div Mem USARC/AMSA	Army Reserve	Columbus	3	156,017					19	19	26.2	1,212	40	1
Blue Ash ANG	Air Natl Guard	Blue Ash	15	51,571						12	11.2	142	0	0
Camp Perry ANG	Air Natl Guard	Port Clinton	19	112,966						43	19.8	211	0	0
Cooney USARC/AMSA #165 S-S	Army Reserve	Sandusky	3	19,700					10	10	11.7	130	1	0
Defense Supply Center Columbus	Army Active	R Columbus	50	4,582,063					529	529	702.0	28	0	36
Fort Hayes Mem USARC	Army Reserve	C Columbus	12	92,748					15	15	19.3	283	5	0
Kings Mills Mem USARC	Army Reserve	Kings Mills	7	97,696					16	19	14.9	294	16	0
Lima Army Tank Plt	Army Active	Lima	37	1,612,459					369	369	267.9	4	3	41
Mansfield Lahm Airport ANG	Air Natl Guard	R Mansfield	29	289,534						227	73.0	1,027	0	0
McConnelsville Training Site	Army Guard	McConnelsville	10	186,176					444	444	36.5	422	10	3
MCRC Brook Park	Marine Reserve	Brook Park	4	55,186					11	11	10.2	208	0	0
NMCRC Columbus	Navy Reserve	Columbus	15	198,058					33	33	38.6	923	0	0
NMCRC Toledo	Navy Reserve	Toledo	3	52,591					14	14	11.7	339	0	0
NS Great Lakes IL (Bratenahl)	Navy Active	Cleveland	8	76,675					27	31	18.6	2	0	0
Ravenna AAP	Army Active	Ravenna	189	691,517					1,300	1,300	142.8	0	0	17
Ravenna Tng and Logistics Site	Army Guard	Newton Falls	945	3,464,902					41,357	41,358	795.7	203	16	7
Rickenbacker (MTA)	Army Guard	R Columbus	26	319,500					126	126	87.9	1,210	65	66
Rickenbacker IAP (ANG)	Air Natl Guard	R Lockbourne	29	511,004					511	1,089	248.0	1,370	3	0
Rickenbacker USARC	Army Reserve	Columbus	1	114,072					31	35	19.8	337	5	0
Springfield Beckley Municipal Airport	Air Natl Guard	R Springfield	32	368,514						130	106.2	1,074	12	0
Toledo Area USAR	Army Reserve	Toledo	2	71,671					27	52	13.7	319	24	0
Toledo Express Airport ANG	Air Natl Guard	R Swanton	37	333,289						135	88.5	1,058	0	0
Wright Patterson AFB	AF Active	R Fairborn	790	15,909,691					7,631	8,145	3,970.5	6,731	9,896	0
Youngstown-Warren Regional Airport ARS	AF Reserve	Vienna	60	612,026					567	658	173.4	1,485	175	0
OTHER SITE(S)¹ : 4			15	39,346					72	459	9.5	130	0	0

¹ US Locations that do not meet criteria of at least ten (10) Acres AND at least \$10M PRV. US Territories and Non-US Locations that do not meet criteria of at least ten (10) Acres OR at least \$10M PRV.

DEPARTMENT OF DEFENSE
Base Structure Report - As of 30 Sept 05

SITE	COMPONENT	NAME BRAC NEAREST 2005 CITY	BUILDINGS						ACRES OWNED	TOTAL ACRES	PRV (\$M)	MIL	CIV	OTHER
			OWNED		LEASED		LICENSE / PERMIT							
			COUNT	SQFT	COUNT	SQFT	COUNT	SQFT						
Ohio Total:			2,341	30,018,972	0	0	0	0	53,109	55,262	6,917.5	19,142	10,271	171
Oklahoma														
Altus AFB	AF Active	R Altus	1,008	4,099,009					4,087	7,054	1,174.0	1,617	1,311	0
Camp Gruber Training Center	Army Guard	Braggs	166	473,258					33,027	33,027	172.9	31	20	83
Fort Sill	Army Active	R Lawton	2,007	13,341,564					93,829	93,831	2,943.6	18,688	1,924	2,504
Kegelman AF Auxiliary Field	AF Active	Jet	9	9,619					1,066	1,285	38.6			
McAlester AAP	Army Active	R McAlester	2,188	9,663,004					44,964	44,964	2,233.6	14	1,457	321
NMCRC Tulsa	Navy Reserve	C Broken Arrow	2	63,644					11	11	11.1	635	0	0
Regional Trng Inst	Army Guard	Oklahoma City	8	226,598					33	33	38.0	291	2	7
Tinker AFB	AF Active	R Midwest City	697	15,749,596					3,951	4,885	3,354.8	8,886	12,867	0
Tinker Support Annex	AF Active	Midwest City	26	168,535					88	129	38.5			
Tulsa IAP	Air Natl Guard	R Tulsa	41	368,113						80	93.1	1,156	0	0
Twaddle AFRC	Army Reserve	C Oklahoma City	9	151,027						79	26.0	988	37	0
Vance AFB	AF Active	R Enid	495	1,693,354					2,000	3,412	508.5	791	134	0
Will Rogers World Airport	Air Natl Guard	R Oklahoma City	28	361,755						133	87.9	1,280	0	0
OTHER SITE(S)¹ : 7			10	10,588	1	4			657	670	4.8	1	0	0
Oklahoma Total:			6,694	46,379,664	1	4	0	0	183,713	189,593	10,725.5	34,378	17,752	2,915
Oregon														
Bend Coteff	Army Guard	Bend	5	83,492					160	160	16.1	0	0	200
Blak Training Center	Army Guard	Redmond	3	28,194					75	75	7.8	0	20	2
Klamath Falls Airport-Kingsley Field	Air Natl Guard	Klamath Falls	68	447,317					88	1,072	146.6	1,033	10	0
NAS Whidbey Island WA (NAVWPNSSYSTRAFAC Brdman)	Navy Active	Boardman	9	20,058					47,432	62,871	22.4			
NMCRC Portland	Navy Reserve	Portland	5	67,119	2	1,497			14	14	15.6	689	0	0
Portland IAP	Air Natl Guard	R Portland	62	691,855						246	222.6	2,191	100	0
Umatilla Chem Depot	Army Active	C Hermiston	1,214	3,628,494					17,055	19,729	1,230.7	7	393	18
OTHER SITE(S)¹ : 7			30	119,899					545	548	28.2	638	7	1
Oregon Total:			1,396	5,086,428	2	1,497	0	0	65,369	84,715	1,690.0	4,558	530	221
Pennsylvania														
Carlisle Barracks	Army Active	Carlisle	397	1,713,331					356	356	307.2	696	561	439
Charles E. Kelly Spt Facility	Army Reserve	C Pittsburgh	49	244,776					118	125	46.9	355	60	60
CSO NAWC-AD Warminster PA	Navy Caretaker	Warminster	63	1,411,349					461	542	396.3			
CSO NH Philadelphia PA	Navy Caretaker	Philadelphia	49	694,879					49	49	176.2			
Defense Distribution Depot Susq	Army Active	R New Cumberland	135	6,018,219					848	848	807.3	122	106	152
ECS / AMSA #103 (G)	Army Reserve	Meadville	2	56,181					11	11	14.0	0	47	0
Edgemont USARC / AMSA #31 (G)	Army Reserve	Philadelphia	5	62,376					48	49	20.2	626	18	0

¹ US Locations that do not meet criteria of at least ten (10) Acres AND at least \$10M PRV. US Territories and Non-US Locations that do not meet criteria of at least ten (10) Acres OR at least \$10M PRV.

DEPARTMENT OF DEFENSE
Base Structure Report - As of 30 Sept 05

SITE	COMPONENT	NAME BRAC NEAREST 2005 CITY	BUILDINGS						ACRES OWNED	TOTAL ACRES	PRV (\$M)	MIL	CIV	OTHER		
			OWNED		LEASED		LICENSE / PERMIT									
			COUNT	SQFT	COUNT	SQFT	COUNT	SQFT								
Finleyville NIKE-PI-43	Army Reserve	Elrama	13	44,752					38	128	10.9					
Fort Indiantown Gap	Army Guard	Annville	750	3,481,741						17,222	816.1	3,359	776	642		
Fort Indiantown Gap ANGS	Air Natl Guard	Lickdale	59	185,599						131	39.0	580	0	0		
Fort Mifflin	Army Guard	Philadelphia	9	60,361					28	28	10.8	0	11	0		
Fort Ritchie Raven Rock Site	Army Active	Waynesboro	53	476,024					698	716	136.5	13	120	1		
Harrisburg IAP	Air Natl Guard	Middletown	30	292,969	1	15,077				42	76.9	1,124	7	0		
Johnstown Aviation Support Fac	Army Reserve	Johnstown	8	203,997						107	77.6	7	2	0		
Letterkenny Army Depot	Army Active	R Chambersburg	1,334	4,883,080	12	455,938			18,622	18,668	1,390.7	3	1,360	576		
NAS JRB Willow Grove PA	Navy Reserve	C Willow Grove	121	1,128,163					884	967	420.8	4,123	4,902	0		
Neville Island Mnt Sup Fac	Army Reserve	Pittsburgh	17	54,014					15	15	17.1					
NMCRS Pittsburg	Navy Reserve	R Pittsburg	3	74,116					13	13	13.4	524	0	0		
North Penn USARC	Army Reserve	C Norristown	7	54,817					19	19	13.6	262	5	0		
NSA Mechanicsburg PA	Navy Active	R Mechanicsburg	145	8,717,668					844	857	1,030.7	0	821	0		
NSA Mechanicsburg PA (Det Phil Annex PNBC)	Navy Active	R Philadelphia	54	2,402,532					271	271	615.9					
NSA Mechanicsburg PA (Det Philadelphia PA)	Navy Active	R Philadelphia	50	2,261,338					134	134	432.7	0	2,768	0		
Pittsburgh IAP (ANG)	Air Natl Guard	Coraopolis	35	384,480						178	111.5	1,371	0	0		
Pittsburgh IAP-ARS	AF Reserve	R Coraopolis	54	517,317					12	181	123.8	1,195	121	0		
Scranton AAP	Army Active	Scranton	7	386,157					15	15	98.9	0	8	4		
State College ANGS	Air Natl Guard	State College	5	44,221						23	11.4	134	0	0		
Tobyhanna Army Depot	Army Active	R Scranton	138	4,491,533					1,291	1,296	811.0	106	3,705	371		
TSGT Vernon McGarity USARC	Army Reserve	R Pittsburgh	3	151,981					1	36	31.6	900	230	0		
Willow Grove ARS	AF Reserve	Hatboro	53	631,051					162	170	205.7	2,255	97	0		
OTHER SITE(S)¹ : 4			3	33,396					1	1,064	373	385	9.0	91	10	0
Pennsylvania Total:			3,651	41,162,418	13	471,015	1	1,064	25,309	43,581	8,273.6	17,846	15,735	2,245		
<u>Puerto Rico</u>																
1Lt P. Lavergne/Bayamon	Army Reserve	C Bayamon	4	33,550					7	7	10.2	312	5	0		
AMSA #161 (G)	Army Reserve	Guaynabo	2	40,400					7	7	11.3					
CPT E. Rubio Jr./Puerto Nuevo	Army Reserve	R Puerto Nuevo	6	83,633					63	63	25.3	1,064	59	0		
Fort Allen	Army Guard	R Juana Diaz	102	366,476				1	512	776	776	145.4	864	7	0	
Fort Buchanan	Army Reserve	R Guaynabo	379	1,992,097					746	746	673.6	1,996	668	1,184		
Lajas Radar Site (TARS #16)	AF Active	Lajas	7	10,064						23	10.5					
LTC H.G. Pesquera/Ft Allen	Army Reserve	Juana Diaz	4	102,399					40	40	27.8	530	61	0		
Luis Munoz Marin IAP	Air Natl Guard	San Juan	39	341,880						95	138.2	957	0	0		
MCRC San Juan	Marine Reserve	San Juan	4	111,421					23	23	43.1	76	0	0		
MTA Camp Santiago	Army Guard	Salinas	360	765,217				3	45,000	11,930	11,930	273.3	507	3	92	
NAS Jacksonville FL (Fort Allen Puerto Rico)	Navy Active	Juana Diaz	2	7,467					117	117	3.3					

¹ US Locations that do not meet criteria of at least ten (10) Acres AND at least \$10M PRV. US Territories and Non-US Locations that do not meet criteria of at least ten (10) Acres OR at least \$10M PRV.

DEPARTMENT OF DEFENSE
Base Structure Report - As of 30 Sept 05

SITE	COMPONENT	NAME BRAC NEAREST 2005 CITY	BUILDINGS						ACRES OWNED	TOTAL ACRES	PRV (\$M)	MIL	CIV	OTHER
			OWNED		LEASED		LICENSE / PERMIT							
			COUNT	SQFT	COUNT	SQFT	COUNT	SQFT						
NAS Jacksonville FL (Isabela Puerto Rico)	Navy Active	Isabela	8	36,604					413	413	18.4			
NAS Jacksonville FL (LF Tran Site Aguada)	Navy Active	Aguada	2	14,529					388	388	8.6			
NAS Jacksonville FL (Salinas Receiver Site)	Navy Active	Salinas Salinas	2	8,011					249	249	3.9			
NAS Jacksonville FL (Vieques West P Rico)	Navy Active	Vieques Vieques	1	7,395					103	386	4.9			
NAVACT Puerto Rico	Navy Active	Roosevelt San Juan	1,244	4,950,715			1	52,255	8,091	8,266	1,866.1	298	4	0
NAVACT Puerto Rico (Cabeza De Perro)	Navy Active	Naguabo							29	29				
NAVACT Puerto Rico (Camp Garcia/Vieques)	Navy Active	NS Roosevelt Roads	22	41,801							86.2			
NAVACT Puerto Rico (Flamingo Pt/Culebra)	Navy Active	NS Roosevelt Roads	4	6,019					73	79	1.6			
NAVACT Puerto Rico (NSGA Sabana Seca PR)	Navy Active	Sabana Seca Manati	164	455,426					2,562	2,927	150.7	0	0	16
NAVACT Puerto Rico (Pico Del Este-AFWTF)	Navy Active	NS Roosevelt Roads	9	20,063					76	76	16.0			
NAVACT Puerto Rico (Pineros Island)	Navy Active	NS Roosevelt Roads							325	325				
NAVACT Puerto Rico (Stop 7 1/2/Res Off Bch)	Navy Active	NS Roosevelt Roads	13	32,144					8	8	24.9			
NAVACT Puerto Rico (Vieques East)	Navy Active	NS Roosevelt Roads	8	13,843					14,121	14,121	11.2			
NAVACT Puerto Rico (Vieques West)	Navy Active	Vieques Vieques							1	123				
Punta Borinquen Radar Site	Air Natl Guard	Aguadilla	10	53,235					6	6	19.2			
Punta Salinas Radar Site	Air Natl Guard	Catano	17	52,202					30	30	21.2	215	1	0
Ramey AF Solar Observatory Research Site	AF Active	Isabela	6	6,196					74	81	2.4			
Ramey USARC/Aquadilla	Army Reserve	R Aguadilla	5	67,490					59	59	16.9	611	6	0
Roosevelt Rds Nav Sta USARC	Army Reserve	R Ceiba	4	56,325					3	3	14.8	519	4	0
OTHER SITE(S)¹ : 6			20	92,826					19	19	28.0	575	7	0
Puerto Rico Total:			2,448	9,769,428	0	0	5	97,767	40,341	41,418	3,657.1	8,524	825	1,292

Rhode Island

Camp Fogarty Tng Site	Army Guard	East Greenwich	29	120,883					374	374	39.3	929	8	0
Coventry ANGS	Air Natl Guard	Coventry	12	54,439					17	17	13.0			
CSO CBC Davisville RI	Navy Caretaker	Davisville	161	2,752,872					910	910	553.7			
Davisville Family Hsg	Army Reserve	Davisville	21	106,278					14	14	11.1			
NMCRC Providence	Navy Reserve	Providence	2	68,222					20	20	13.5	155	0	0
North Smithfield ANGS	Air Natl Guard	Slatersville	8	63,810					34	34	15.6	205	0	0
NS Newport RI	Navy Active	R Newport	900	8,020,251					1,410	1,499	1,981.6	3,573	3,631	0

¹ US Locations that do not meet criteria of at least ten (10) Acres AND at least \$10M PRV. US Territories and Non-US Locations that do not meet criteria of at least ten (10) Acres OR at least \$10M PRV.

DEPARTMENT OF DEFENSE
Base Structure Report - As of 30 Sept 05

SITE	COMPONENT	NAME BRAC NEAREST 2005 CITY	BUILDINGS						ACRES OWNED	TOTAL ACRES	PRV (\$M)	MIL	CIV	OTHER
			OWNED		LEASED		LICENSE / PERMIT							
			COUNT	SQFT	COUNT	SQFT	COUNT	SQFT						
NS Newport RI (Gould Island RI)	Navy Active	Jamestown	1	28,080					13	13	12.8			
Quonset State Airport ANG	Air Natl Guard	R North Kingston	28	410,848			1	1,762		102	129.2	964	0	0
Rhode Island Total:			1,162	11,625,683	0	0	1	1,762	2,792	2,983	2,770.0	5,826	3,639	0
South Carolina														
Charleston AFB	AF Active	R Charleston	805	4,390,920					3,009	3,733	1,127.0	5,956	662	0
Charleston Defense Fuel Support Point	AF Active	North Charleston	5	2,538					50	56	54.6			
CSO NSY Charleston SC	Navy Caretaker	North Charleston	165	3,139,538					835	836	927.7			
Fort Jackson	Army Active	R Columbia	1,177	10,468,975			6	33,100	52,301	52,301	2,136.1	29,448	1,726	2,454
Hunley Park Military Family Hsg	AF Active	North Charleston	249	658,679					271	271	68.1			
MCAS Beaufort SC	Marine Active	R Beaufort	285	2,451,726	1	100	1	703	5,853	6,482	1,177.5	3,350	437	0
MCAS Beaufort SC (L B Housing)	Marine Active	Laurel Bay	11	56,691			1	38,923	753	753	56.5			
MCAS Beaufort SC (Laurel Bay)	Marine Active	Laurel Bay	3	33,835					324	324	12.4			
McEntire Air Guard Stn	Air Natl Guard	R Eastover	87	709,510					2,344	2,473	208.6	1,238	4	0
MCRD Beaufort PI SC	Marine Active	Parris Island	315	3,510,250					8,047	8,080	1,033.5	2,325	446	0
MTA Clarks Hill Reservation	Army Guard	Plum Branch	39	45,247					735	735	11.8			
NH Beaufort SC	Navy Active	Beaufort	20	460,824	1	64			122	127	144.8	791	856	0
NH Charleston SC	Navy Active	Charleston	3	399,836					23	24	98.3			
North AF Auxiliary Field	AF Active	North	5	29,195					2,277	2,392	97.7	0	15	0
North Charleston USARC/AMSA #121	Army Reserve	Goose Creek	2	77,378						16	13.4			
NWS Charleston	Navy Active	R Goose Creek	1,350	8,407,593					16,036	17,177	1,581.2	6,774	3,497	0
NWS Charleston (Short Stay)	Navy Active	Moncks Corner	46	63,154						57	11.6			
Shaw AFB	AF Active	R Sumter	1,269	5,559,753					3,310	3,406	992.9	5,232	523	0
OTHER SITE(S)¹ : 14			148	549,039					14,460	14,770	14.8			
South Carolina Total:			5,984	41,014,681	2	164	8	72,726	110,750	114,012	9,768.5	55,114	8,166	2,454
South Dakota														
Dakota Ridge Family Hsg Annex	AF Active	Rapid City			201	422,814				50	37.5			
Ellsworth AFB	AF Active	Box Elder	710	5,969,297	251	1,177,843	18	341,844	6,190	7,257	1,907.6	3,461	416	0
Joe Foss Field ANG	Air Natl Guard	R Sioux Falls	37	412,866						214	110.1	998	0	0
OTHER SITE(S)¹ : 13			2	241					2,517	2,583	1.2			
South Dakota Total:			749	6,382,404	452	1,600,657	18	341,844	8,707	10,104	2,056.5	4,459	416	0
Tennessee														
Arnold Air Station	AF Active	Manchester	306	2,749,940					39,080	39,081	7,514.9	82	188	0
Fort Campbell	Army Active	R Clarksville	692	5,689,045					68,567	68,604	1,726.2	0	17	0

¹ US Locations that do not meet criteria of at least ten (10) Acres AND at least \$10M PRV. US Territories and Non-US Locations that do not meet criteria of at least ten (10) Acres OR at least \$10M PRV.

DEPARTMENT OF DEFENSE
Base Structure Report - As of 30 Sept 05

SITE	COMPONENT	NAME BRAC NEAREST 2005 CITY	BUILDINGS						ACRES OWNED	TOTAL ACRES	PRV (\$M)	MIL	CIV	OTHER
			OWNED		LEASED		LICENSE / PERMIT							
			COUNT	SQFT	COUNT	SQFT	COUNT	SQFT						
Holston AAP	Army Active	R Kingsport	436	2,334,612					6,024	6,117	627.0	1	19	225
Lyell AFRC/AMSA #153(G)	Army Reserve	Nashville	6	103,470					14	14	16.1	832	30	0
McGhee Tyson Airport	Air Natl Guard	R Alcoa	63	637,408						345	160.0	1,199	15	0
Memphis IAP	Air Natl Guard	Oakville	31	375,075	1	9,600				221	104.7	1,225	0	0
Milan AAP	Army Active	R Milan	1,473	3,829,633					22,357	22,357	1,074.2	1	21	2
Nashville IAP	Air Natl Guard	R Nashville	36	431,269						88	97.6	1,241	0	0
NSA Memphis USARC	Army Reserve	Millington	2	4,540			5	127,068		20	21.0	868	9	0
NSA Midsouth Memphis TN	Navy Active	R Millington	571	3,603,380	1	2,372			1,479	1,871	674.9	5,074	1,354	157
NSA Midsouth Memphis TN (NSWC Carderock Div)	Navy Active	Memphis	5	462,918					61	147	74.6			
Volunteer AAP	Army Active	R Chattanooga	3	55,191					385	385	34.2	0	0	315
VTS Milan	Army Guard	Milan	76	229,426					2,568	2,568	48.7	97	14	6
VTS Smyrna	Army Guard	Smyrna	51	515,316					830	830	117.6	766	193	300
OTHER SITE(S)¹ : 13			92	4,144,803	1	33,735			488	502	476.8	1,801	67	0
Tennessee Total:			3,843	25,166,026	3	45,707	5	127,068	141,854	143,150	12,768.4	13,187	1,927	1,005

Texas

Addicks (New)	Army Guard	Houston	3	80,915					26	26	13.0	564	8	0
Air Force Plant No 4	AF Active	Fort Worth	73	5,559,962					636	727	1,077.0	10	7	0
Austin Mem AFRC	Army Reserve	Austin	3	72,525					11	13	12.3	898	18	0
Brooks City Base	AF Active	C San Antonio			136	1,779,551				280	353.2	1,050	1,142	0
Camp Bullis	Army Active	R Leon Springs	248	347,342					27,993	27,993	114.6	813	2	36
Camp Bullis Training Annex	AF Active	San Antonio	10	109,313				2	4,604	47	24.2	46	0	0
Camp Swift	Army Guard	Bastrop	84	209,930					11,659	11,659	52.2	59	6	5
Conroe USARC/ASF 62	Army Reserve	Conroe	5	105,143						44	36.9	455	73	0
CSO NAS Dallas TX	Navy Caretaker	Dallas	78	573,571	3	10,836			51	732	256.7	73	0	0
Dyess AFB	AF Active	R Abilene	1,037	4,908,144					5,304	6,342	1,379.1	5,022	357	0
Ellington Field	Air Natl Guard	R Genoa	55	532,683				1	1,023	213	114.8	1,045	0	0
Fort Bliss	Army Active	R El Paso	1,035	10,985,915	300	556,313	2	3,826	122,127	122,127	3,886.0	11,930	2,276	3,138
Fort Hood	Army Active	R Killeen	1,892	18,951,296	320	1,088,107			214,778	214,778	5,463.3	45,192	3,559	5,380
Fort Sam Houston	Army Active	R San Antonio	360	9,334,337					3,106	3,106	2,004.7	13,648	4,328	2,515
Fort Wolters	Army Guard	Mineral Wells	50	102,333					3,989	3,989	36.5	134	7	139
Goodfellow 801 Leased Hsg Annex	AF Active	San Angelo			90	276,810				40	21.9			
Goodfellow AFB	AF Active	San Angelo	208	2,295,809					1,117	1,119	507.5	1,512	531	0
Grand Prairie Reserve Complex	Army Reserve	R Grand Prairie	30	352,130					68	68	57.9	1,551	12	0
Henlsey Field ANG5	Air Natl Guard	Grand Prairie	7	62,601						23	11.1			
Hondo Municipal Airport	AF Active	San Antonio	7	1,968	1	33,800				867	108.9			
Houston USARC #2	Army Reserve	C Houston	4	70,209					12	12	11.0	662	28	0
Kelly Field Annex	AF Active	San Antonio	136	2,120,059					2,134	2,789	661.0	828	0	0
Lackland AFB	AF Active	R San Antonio	772	10,198,186					2,712	2,719	2,050.2	12,040	4,193	0

¹ US Locations that do not meet criteria of at least ten (10) Acres AND at least \$10M PRV. US Territories and Non-US Locations that do not meet criteria of at least ten (10) Acres OR at least \$10M PRV.

DEPARTMENT OF DEFENSE
Base Structure Report - As of 30 Sept 05

SITE	COMPONENT	NAME BRAC NEAREST 2005 CITY	BUILDINGS						ACRES OWNED	TOTAL ACRES	PRV (\$M)	MIL	CIV	OTHER		
			OWNED		LEASED		LICENSE / PERMIT									
			COUNT	SQFT	COUNT	SQFT	COUNT	SQFT								
Lackland Training Annex	AF Active	San Antonio	300	1,566,750					4,017	4,017	355.3	1	0	0		
Laughlin AFB	AF Active	R Del Rio	502	2,601,783					4,106	4,524	714.7	1,000	890	0		
Laughlin AFB Aux 1	AF Active	Spofford	6	3,746					403	724	17.8					
Lone Star AAP	Army Active	C Texarkana	876	3,264,503					15,699	15,699	841.3	1	18	0		
Lonestar Pecos Electronic Scoring Site	AF Active	Pecos	2	8,973					25	25	28.6					
Longhorn AAP	Army Active	Marshall	372	1,082,118					8,492	8,493	258.6					
NAS Corpus Christi TX	Navy Active	R Corpus Christi	280	5,408,718					4,083	4,575	1,498.4	5,577	887	0		
NAS JRB Ft Worth TX	Navy Reserve	R Fort Worth	296	2,870,518						70	776.1	4,064	6	0		
NAS Kingsville TX	Navy Active	R Kingsville	134	1,166,488					3,243	6,910	488.4					
NAS Kingsville TX (ALF Orange)	Navy Active	Orange Grove	10	13,915					1,373	1,596	70.7					
NAS Kingsville TX (Dixie Target Range)	Navy Active	Tilden	10	21,499					6,761	7,825	23.5					
NMCRC Harlingen	Navy Reserve	Harlingen	3	63,546						15	10.1	224	0	0		
NMCRC San Antonio	Navy Reserve	San Antonio	3	63,196					14	14	10.7	1,261	0	0		
NS Ingleside TX	Navy Active	C Ingleside	86	851,450	1	10,640			1,065	1,070	231.7	2,620	113	0		
NWIRP Dallas TX	Navy Active	Dallas	82	4,495,310					315	315	867.3					
NWIRP McGregor TX	Navy Active	McGregor	202	843,356					4,331	4,366	299.2					
Randolph AFB	AF Active	R Universal City	632	5,235,643					2,894	3,129	1,183.5	3,201	5,355	0		
Red River Army Depot	Army Active	R Texarkana	1,125	7,555,228	18	173,594			18,316	18,316	1,558.5	144	1,894	1,838		
Saginaw	Army Guard	Saginaw	25	388,509					149	149	65.9	0	58	148		
Seagoville USARC	Army Reserve	Seagoville	9	128,840					206	206	32.4	972	48	0		
Seguin AF Auxiliary Field	AF Active	Seguin	5	3,962					961	961	50.7					
Sheppard AFB	AF Active	R Wichita Falls	1,146	9,392,089					4,640	5,719	2,117.2	3,173	1,304	0		
Stanley Camp Stor Actv	Army Active	San Antonio	185	679,549					4,000	4,000	150.5	1	96	17		
Temple	Army Guard	Temple	6	63,841					20	20	16.1	375	7	0		
OTHER SITE(S)¹ : 52			170	962,374	11	90,798			62	2,393,465	6,136	6,211	651.0	6,662	3,519	709
Texas Total:			12,564	115,710,275	880	4,020,449			67	2,402,918	487,230	498,659	30,572.1	126,808	30,742	13,925

Utah

Deseret Chemical Depot	Army Active	C Tooele	324	1,371,162					19,362	19,364	442.3	1	305	4
Dugway Proving Ground	Army Active	Salt Lake	613	2,328,407	1	2,880			798,214	798,214	1,215.6	26	583	167
Fort Douglas AFRC Complex	Army Reserve	R Salt Lake City	21	403,097	3	20,290			54	54	83.1	1,491	140	17
Green River Test Complex	Army Active	Green River	24	47,704					1,619	3,628	41.7			
Hill AFB	AF Active	R Clearfield	1,341	14,228,972					6,795	6,999	3,584.5	6,360	10,175	0
Little Mountain Test Annex	AF Active	Ogden	18	120,055					731	740	50.5	1	0	0
MTA-L Camp Williams	Army Guard	Riverton	2	420					18,506	18,506	0.8	1,685	15	270
NSA Monterey (Det Magna Utah)	Navy Active	Magna	133	482,451					518	522	140.5			
Ogden Maintenance Center 269	Army Reserve	Ogden	4	132,173					12	12	24.0	216	1	0
Ogden Storage Facility 11-C	Army Reserve	Ogden	1	281,700					28	28	36.8			

¹ US Locations that do not meet criteria of at least ten (10) Acres AND at least \$10M PRV. US Territories and Non-US Locations that do not meet criteria of at least ten (10) Acres OR at least \$10M PRV.

DEPARTMENT OF DEFENSE
Base Structure Report - As of 30 Sept 05

SITE	COMPONENT	NAME BRAC NEAREST 2005 CITY	BUILDINGS						ACRES OWNED	TOTAL ACRES	PRV (\$M)	MIL	CIV	OTHER
			OWNED		LEASED		LICENSE / PERMIT							
			COUNT	SQFT	COUNT	SQFT	COUNT	SQFT						
Salt Lake City IAP ANG	Air Natl Guard	Salt Lake City	53	462,272					135	123.4	1,539	2	0	
Tooele Army Depot	Army Active	R Tooele	1,086	2,745,998	26	673,165	1	4,617	23,367	23,914	1,595.7	24	502	78
Utah Test and Training Range North	AF Active	Wendover	80	410,811					351,335	366,539	165.0			
Utah Test and Training Range South Utah	AF Active	Wendover	33	27,350					572,752	572,753	25.6			
OTHER SITE(S)¹ : 65			24	21,953					284	303	8.3	0	5	0
Utah Total:			3,757	23,064,525	30	696,335	1	4,617	1,793,576	1,811,711	7,537.8	11,343	11,728	536
<u>Vermont</u>														
Burlington IAP (ANG)	Air Natl Guard	R So Burlington	40	398,499						231	116.6	1,019	0	0
NG Ethan Allen AFB MTA	Army Guard	Colchester	37	217,216			3	616	667	667	48.3	428	80	13
South Burlington	Army Guard	South Burlington	2	4,360	2	61,214			14	14	14.6	30	0	0
TS Ethan Allen Range	Army Guard	Jericho	57	261,588					11,219	11,219	82.8	499	11	20
OTHER SITE(S)¹ : 6			8	58,322	2	19,120	3	115,074	18	22	32.2	484	5	0
Vermont Total:			144	939,985	4	80,334	6	115,690	11,918	12,153	294.5	2,460	96	33
<u>Virgin Islands</u>														
NAVACT Puerto Rico (3 D UTR/St Croix-AFWTF)	Navy Active	Frederiksted	5	21,512					14	14	28.8			
NAVACT Puerto Rico (Crown Mt/St Thom-AFWTF)	Navy Active	Charlotte Amalie	9	20,207					27	27	5.8			
NAVACT Puerto Rico (Sg Hill/St Croix-AFWTF)	Navy Active	Frederiksted	6	7,104					11	11	5.1			
Virgin Islands Total:			20	48,823	0	0	0	0	51	51	39.7	0	0	0
<u>Virginia</u>														
AASF Byrd Field	Army Guard	Sandston	9	94,120					92	92	34.7	401	90	0
AFEXPTRAACT Camp Peary	Navy Active	Williamsburg	33	126,039	1	250			9,271	9,276	17.1			
Arlington National Cemetery	Army Active	Arlington	27	165,944					625	625	58.9	1	0	102
Army Guard Readiness Center	Army Guard	R Arlington	3	263,710					15	15	56.5	461	278	989
Big Bethel Reservoir	Army Active	Hampton	12	35,293					454	499	164.6			
Camp Pendleton Military Reservation (ANG)	Air Natl Guard	Virginia Beach	7	69,528						60	15.4	224	1	0
Camp Pendleton SMR	Army Guard	Virginia Beach							28	28				
Def Gen Supply Center	Army Active	R Richmond	95	5,944,262	1	9,360			605	633	750.4	187	122	71
Fort A P Hill	Army Active	Bowling Green	481	1,118,605					75,794	75,905	540.4	515	253	247
Fort Belvoir	Army Active	R Alexandria	512	7,991,811					8,662	8,662	2,371.6	4,337	4,665	7,627
Fort Eustis	Army Active	R Newport News	422	5,313,740					8,227	8,228	1,373.8	8,156	2,311	1,445
Fort Lee	Army Active	R Petersburg	959	7,516,924					5,772	5,850	1,368.3	9,214	1,639	1,635

¹ US Locations that do not meet criteria of at least ten (10) Acres AND at least \$10M PRV. US Territories and Non-US Locations that do not meet criteria of at least ten (10) Acres OR at least \$10M PRV.

DEPARTMENT OF DEFENSE
Base Structure Report - As of 30 Sept 05

SITE	COMPONENT	NAME BRAC NEAREST 2005 CITY	BUILDINGS						ACRES OWNED	TOTAL ACRES	PRV (\$M)	MIL	CIV	OTHER
			OWNED		LEASED		LICENSE / PERMIT							
			COUNT	SQFT	COUNT	SQFT	COUNT	SQFT						
Fort Monroe	Army Active	C Hampton	271	2,013,709					570	570	385.5	968	1,738	429
Fort Myer	Army Active	R Arlington	160	2,368,828					243	243	476.3	1,798	594	724
Fort Pickett ARNG MTC	Army Guard	Blackstone	552	2,358,678					42,273	42,276	967.2	1,077	204	377
Fort Story	Army Active	R Norfolk	210	994,054	3	4,292			1,446	1,451	315.1	1,138	22	195
HQBN HQMC Arlington VA	Marine Active	R Arlington	9	105,820					24	24	93.3	3,147	819	0
Langley AFB	AF Active	R Hampton	431	5,131,013			6	67,307	2,883	3,152	1,314.7	8,761	1,913	0
Langley Family Hsg Annex	AF Active	Poquoson	460	1,930,318					285	288	220.8			
MCB Quantico VA	Marine Active	R Quantico	976	6,852,884					60,530	60,534	1,907.7	11,987	5,299	0
NAS Oceana VA	Navy Active	R Virginia Beach	654	8,368,124	1	80			6,480	13,390	1,932.7	5,816	1,096	0
NAS Oceana VA (ALF Fentress Chesapke)	Navy Active	Virginia Beach	10	18,881					4,711	6,168	60.7			
NAVMEDCEN Portsmouth VA	Navy Active	R Portsmouth	39	2,225,364					111	111	596.6	1	0	0
NAVPHIBASE Little Creek VA	Navy Active	R Norfolk	880	5,619,960	2	6,745			2,366	2,373	1,129.6			
NAVPHIBASE Little Creek VA (Fort Story)	Navy Active	R Norfolk	1	3,768			33	150,596	35	35	29.9	51	0	0
NAVPHIBASE Little Creek VA (Wallops Island VA)	Navy Active	Wallops Island	86	352,690					73	74	91.2			
NS Norfolk VA	Navy Active	R Norfolk	930	18,088,397					3,974	3,980	3,837.3	38,759	12,110	15
NS Norfolk VA (Craney Island)	Navy Active	Portsmouth	21	122,132					917	919	243.6			
NSA Norfolk NSY	Navy Active	R Portsmouth	321	7,411,033					1,281	1,295	1,959.2	4,151	9,788	0
NSA Norfolk NSY (St Helena Norfolk)	Navy Active	Norfolk	2	1,044					12	12	26.6			
NSA Norfolk NSY (Stanley Court/NNSY)	Navy Active	Norfolk	81	163,366					16	16	15.8			
NSA Norfolk VA	Navy Active	R Norfolk	890	5,555,999					923	925	757.1	0	206	0
NSA Norfolk VA (Northwest Chesapke)	Navy Active	R Chesapeake	178	739,550					2,801	3,798	185.0	0	27	0
NSA Wash (Arlington Service Ctr)	Navy Active	Arlington	16	284,673					31	31	53.3	2	417	0
NSA Wash (NSWC Dahlgren)	Navy Active	R Dahlgren	308	2,846,324					2,677	2,677	796.7	356	3,683	0
NSA Wash (Pumpkin Neck)	Navy Active	King George	16	29,787					1,641	1,641	14.1			
NWS Yorktown	Navy Active	R Yorktown	813	4,118,797					10,747	10,748	1,074.5			
NWS Yorktown (Cheatham Annex)	Navy Active	Williamsburg	187	3,067,152					3,144	3,146	401.2	2	0	0
Radford AAP	Army Active	Radford	1,125	4,098,726					6,883	6,901	1,356.9	5	98	3
Richmond IAP (Byrd Field)	Air Natl Guard	R Sandston	62	289,572					143	143	81.9	982	0	0
Rivanna Station	Army Active	R Charlottesville	1	260,000					29	29	52.8	100	646	32
Sandston Armory	Army Guard	Sandston	5	70,090					29	29	12.6	153	16	0
OTHER SITE(S)¹ : 22			44	402,675	2	12,385	1	13,548	210	217	81.8	2,620	82	0
Virginia Total:			12,299	114,533,382	10	33,112	40	231,451	266,890	277,069	27,223.3	105,370	48,117	13,891
Wake Islands														
Wake Island Airfield	AF Active	Agana	130	471,954					2,600	2,600	611.7	5	0	0

¹ US Locations that do not meet criteria of at least ten (10) Acres AND at least \$10M PRV. US Territories and Non-US Locations that do not meet criteria of at least ten (10) Acres OR at least \$10M PRV.

DEPARTMENT OF DEFENSE
Base Structure Report - As of 30 Sept 05

SITE	COMPONENT	NAME BRAC NEAREST 2005 CITY	BUILDINGS						ACRES OWNED	TOTAL ACRES	PRV (\$M)	MIL	CIV	OTHER
			OWNED		LEASED		LICENSE / PERMIT							
			COUNT	SQFT	COUNT	SQFT	COUNT	SQFT						
Wake Islands Total:			130	471,954	0	0	0	0	2,600	2,600	611.7	5	0	0
Washington														
AMSA 137 (Marine)	Army Reserve	Tacoma	1	66,597						11	20.5	517	21	0
Bonneville Camp	Army Active	Vancouver	51	58,194				3,020	3,840	21.0				
Camp Murray	Army Guard	Tacoma	25	147,397					3	39.0	2,070	235	304	
Camp Murray ANGS	Air Natl Guard	Tacoma	23	159,649					43	33.9	15	0	0	
CSO NS Puget Sound WA	Navy Caretaker	Seattle	55	1,569,124	1	12,450		152	157	297.3				
Fairchild AFB	AF Active	R Airway Heights	1,227	6,010,379				4,502	5,823	1,802.5	3,785	443	0	
Fort Lawton USAR Complex	Army Reserve	C Seattle	11	191,077				58	58	41.8	933	91	0	
Fort Lewis	Army Active	R Tacoma	1,604	15,959,968	3	61	1	6,000	84,358	86,042	5,428.1	27,424	3,173	3,284
Four Lakes Communications Station (ANG)	Air Natl Guard	Cheney	16	68,356				63	156	18.1	129	0	0	
Kent	Army Guard	Kent	8	86,035				15	15	15.7	516	7	2	
McChord AFB	AF Active	R Tacoma	881	5,544,639				4,537	4,639	1,622.1	6,639	717	0	
NAS Whidbey Island WA	Navy Active	R Oak Harbor	230	3,048,370				4,210	4,362	1,291.1	5,814	292	0	
NAS Whidbey Island WA (OLF Coupeville)	Navy Active	Coupeville	6	6,566				664	1,014	30.1				
NAS Whidbey Island WA (Sea Plane Base)	Navy Active	Oak Harbor	96	581,682				2,772	2,785	493.6				
NAVAL BASE KITSAP	Navy Active	R Bangor	975	7,264,932				7,189	7,206	2,273.2				
NAVAL BASE KITSAP (Bremerton RR)	Navy Active	Bremerton						654	655	12.9				
NAVAL BASE KITSAP (Bremerton)	Navy Active	R Bremerton	145	2,608,167	1	16,170		119	121	976.7	203	0	0	
NAVAL BASE KITSAP (Jackson Park Hsg)	Navy Active	Bremerton	447	1,375,239				158	160	163.4				
NAVAL BASE KITSAP (Keyport NUWC)	Navy Active	Keyport	196	1,337,901				336	338	445.0				
NAVAL BASE KITSAP (Manchester WA)	Navy Active	Bremerton	27	85,115				234	234	440.6				
NAVAL BASE KITSAP (Shipyard Puget Sound)	Navy Active	R Bremerton	115	3,835,124				570	570	1,792.4	0	83	0	
NAVMAG Indian Island WA	Navy Active	Port Townsend	175	493,492				2,716	2,716	238.4				
NAVMEDCEN Bremerton WA	Navy Active	Bremerton	17	378,188				49	49	129.3				
NMCRC Spokane	Navy Reserve	Spokane	10	67,504				23	23	14.0	433	0	0	
NS Everett WA	Navy Active	Everett	48	787,055				213	213	368.2	1,687	88	0	
NS Everett WA (Fort Lawton Magnolia)	Navy Active	Seattle	66	168,293				33	33	18.1				
NS Everett WA (Jim Creek)	Navy Active	Oso	46	140,874				4,797	4,901	109.6				
NS Everett WA (Marysville)	Navy Active	Marysville	12	276,567				52	52	66.8				
NS Everett WA (Pacific Beach)	Navy Active	Pacific Beach	45	196,280				53	53	39.0				
Paine Field ANGS	Air Natl Guard	Everett	10	47,708				15	15	11.4	143	0	0	

¹ US Locations that do not meet criteria of at least ten (10) Acres AND at least \$10M PRV. US Territories and Non-US Locations that do not meet criteria of at least ten (10) Acres OR at least \$10M PRV.

DEPARTMENT OF DEFENSE
Base Structure Report - As of 30 Sept 05

SITE	COMPONENT	NAME BRAC NEAREST 2005 CITY	BUILDINGS						ACRES OWNED	TOTAL ACRES	PRV (\$M)	MIL	CIV	OTHER
			OWNED		LEASED		LICENSE / PERMIT							
			COUNT	SQFT	COUNT	SQFT	COUNT	SQFT						
Spokane Family Hsg Annex	AF Active	Spokane	132	307,597				81	89	39.0				
Spokane IAP ANG	Air Natl Guard	Spokane	14	103,142	4	89,617		44	79	51.6	136	0	0	
SSG Joe R Hooper USARC	Army Reserve	Bothell	7	101,749				42	42	23.8	254	7	0	
Vancouver Barracks	Army Reserve	C Vancouver	49	381,760				53	53	74.8	949	47	0	
Yakima Training Center	Army Active	R Yakima	196	792,309				323,249	323,426	615.8	355	18	79	
OTHER SITE(S)¹ : 15			35	224,594				395	222,879	48.6	1,186	33	0	
Washington Total:			7,001	54,471,623	9	118,298	1	6,000	445,425	672,854	19,107.4	53,188	5,255	3,669
<u>West Virginia</u>														
Allegany Ballistics Lab	Navy Active	Keyser	164	944,698				1,639	1,785	303.6				
Big Bend USARC / OMS	Army Reserve	Grantsville	2	19,244				13	13	20.2	37	1	0	
Charleston AFRC / AMSA #107	Army Reserve	South Charleston	2	71,150				12	12	13.2	291	28	0	
Eleanor	Army Guard	Red House	1	172,800				47	47	16.4	158	5	1	
EWVRA Shepherd Field ANG	Air Natl Guard	Martinsburg	33	352,372					342	96.0	1,193	0	0	
NAVSECGRUACT Sugar Grove WV	Navy Active	Sugar Grove	101	387,565				592	647	366.6	11	2	0	
Yeager Airport ANG	Air Natl Guard	R Charleston	29	319,022				34	269	81.5	983	0	0	
OTHER SITE(S)¹ : 1			1	4,000					1	0.7	67	0	0	
West Virginia Total:			333	2,270,851	0	0	0	0	2,337	3,115	898.2	2,740	36	1
<u>Wisconsin</u>														
Badger AAP	Army Active	Baraboo	1,295	3,838,145				7,354	7,378	1,079.2				
Denis J. Murphy USARC/AMSA/OMS	Army Reserve	Green Bay	2	58,023				15	15	12.4	355	22	0	
Fort McCoy	Army Reserve	R Sparta	1,198	5,846,802	81	162,670		127,190	127,730	1,639.5	1,499	1,066	616	
General Mitchell IAP (ANG)	Air Natl Guard	R Milwaukee	23	289,127					80	92.8	868	0	0	
General Mitchell IAP (ARS)	AF Reserve	C Milwaukee	74	419,022				102	103	132.5	1,392	150	0	
NRTF Clam Lake	Navy Active	Ashland	7	30,403				127	127	16.9				
Truax Field	Air Natl Guard	R Madison	52	691,335				35	149	188.4	1,043	0	0	
Volk Field	Air Natl Guard	Camp Douglas	138	581,270				11	2,402	239.2	342	4	0	
West Silver Spring Complex	Army Reserve	Milwaukee	24	322,414				127	127	66.2	1,312	34	4	
OTHER SITE(S)¹ : 29			44	353,542	12	97,072	2	10,341	116	172	94.9	2,592	59	3
Wisconsin Total:			2,857	12,430,083	93	259,742	2	10,341	135,076	138,282	3,562.0	9,403	1,335	623
<u>Wyoming</u>														
Cheyenne Municipal Airport ANG	Air Natl Guard	R Cheyenne	30	355,125					719	96.8	1,084	9	0	
Francis E Warren AFB	AF Active	Cheyenne	951	5,041,354				7,879	37,042	2,313.5	3,481	501	0	
OTHER SITE(S)¹ : 7			7	18,568				584	1,565	4.9	0	2	0	

¹ US Locations that do not meet criteria of at least ten (10) Acres AND at least \$10M PRV. US Territories and Non-US Locations that do not meet criteria of at least ten (10) Acres OR at least \$10M PRV.

DEPARTMENT OF DEFENSE
Base Structure Report - As of 30 Sept 05

SITE	COMPONENT	NAME BRAC NEAREST 2005 CITY	BUILDINGS						ACRES OWNED	TOTAL ACRES	PRV (\$M)	MIL	CIV	OTHER
			OWNED		LEASED		LICENSE / PERMIT							
			COUNT	SQFT	COUNT	SQFT	COUNT	SQFT						
		Wyoming Total:	988	5,415,047	0	0	0	0	8,463	39,326	2,415.2	4,565	512	0
		US/US Territories:	243,131	1,794,704,700	4,846	28,993,482	3,026	18,887,829	28,022,436	29,059,354	535,747.2	1,683,113	464,024	129,019

¹ US Locations that do not meet criteria of at least ten (10) Acres AND at least \$10M PRV. US Territories and Non-US Locations that do not meet criteria of at least ten (10) Acres OR at least \$10M PRV.

DEPARTMENT OF DEFENSE
Base Structure Report - As of 30 Sept 05

SITE	COMPONENT	NAME BRAC NEAREST 2005 CITY	BUILDINGS						ACRES OWNED	TOTAL ACRES	PRV (\$M)	MIL	CIV	OTHER
			OWNED		LEASED		LICENSE / PERMIT							
			COUNT	SQFT	COUNT	SQFT	COUNT	SQFT						
Antigua														
Antigua Air Station	AF Active	Barnes Hill	35	114,424					164	104.8	2	0	0	
Antigua Total:			35	114,424	0	0	0	0	0	164	104.8	2	0	0
Aruba														
OTHER SITE(S) ¹ : 1					1	3,200				0.8	3	0	0	
Aruba Total:			0	0	1	3,200	0	0	0	0	0.8	3	0	0
Australia														
NAVCOMMSTA H E Holt Exmouth AS	Navy Active	Northwest Cape	88	488,599					18,093	311.0				
Australia Total:			88	488,599	0	0	0	0	0	18,093	311.0	0	0	0
Bahamas														
NAS Key West FL (Autec Main Base)	Navy Active	Andros Island	124	578,360					539	297.3	1	0	0	
NAS Key West FL (Autec Salvador Point)	Navy Active	Andros Island	9	11,629						10.1				
OTHER SITE(S) ¹ : 4					28	24,381				21.8				
Bahamas Total:			161	614,370	0	0	0	0	0	539	329.1	1	0	0
Bahrain														
NSA Bahrain	Navy Active	Bahrain Is	173	923,183	2	2,264			66	207.4	2,007	75	103	
NSA Bahrain (Aviation Unit Muharraq)	Navy Active	Manama	12	24,214	2	67,350				25.4				
NSA Bahrain (Banz Wrhs Compound)	Navy Active	Al Jufayr			15	978,293				101.6				
NSA Bahrain (Dependent School)	Navy Active	Al Jufayr			4	3,150			25	60.1				
NSA Bahrain (Mina Sulman Pier Area)	Navy Active	Al Jufayr	5	2,289	1	63,036				12.3				
OTHER SITE(S) ¹ : 3					28	11,101	1	3,751		2.7				
Bahrain Total:			218	960,787	25	1,117,844	0	0	0	91	409.6	2,007	75	103
Belgium														
Brussels	Army Active	Brussels			19	176,867			6	32.9	122	72	385	
Chateau Gendebien	Army Active	Mons	1	354	1	4,453	4	21,842	20	4.9	20	0	0	
Chievres AB	Army Active	Ath	41	154,629			35	300,021	1,012	402.3	53	16	345	
Daumerie Caserne	Army Active	Ath	5	1,938			29	223,011	26	56.0	88	105	112	
Florennes Air Base	AF Active	Florennes	9	154,045						36.3	7	0	0	

¹ US Locations that do not meet criteria of at least ten (10) Acres AND at least \$10M PRV. US Territories and Non-US Locations that do not meet criteria of at least ten (10) Acres OR at least \$10M PRV.

DEPARTMENT OF DEFENSE
Base Structure Report - As of 30 Sept 05

SITE	COMPONENT	NAME BRAC NEAREST 2005 CITY	BUILDINGS						ACRES OWNED	TOTAL ACRES	PRV (\$M)	MIL	CIV	OTHER
			OWNED		LEASED		LICENSE / PERMIT							
			COUNT	SQFT	COUNT	SQFT	COUNT	SQFT						
Kleine Brogel Air Base	AF Active	Kleine Brogel	10	22,045					1	11.0	133	0	1	
Mons	Army Active	Mons	1	7,112	67	528,642			1	34	58.9			
SHAPE Headquarters	Army Active	Mons	3	39,536	2	4,202	36	516,072		119.0	886	136	331	
Sterrebeek Dependent School	Army Active	Sterrebeek	9	87,236					16	16	23.1	14	4	53
OTHER SITE(S)¹ : 3			1	151	30	61,678	6	9,757		7	8.4	90	0	2
Belgium Total:			80	467,046	119	775,842	110	1,070,703	17	1,121	752.9	1,413	333	1,229
Br Indian Ocean Territories														
NAVSUPFAC Diego Garcia IO	Navy Active	Diego Garcia	601	2,489,324						7,000	2,356.1	751	2	53
Br Indian Ocean Territories Total:			601	2,489,324	0	0	0	0	0	7,000	2,356.1	751	2	53
Canada														
OTHER SITE(S)¹ : 2					1	144				1	0.0			
Canada Total:			0	0	1	144	0	0	0	1	0.0	0	0	0
Colombia														
OTHER SITE(S)¹ : 6			45	37,790						13	19.1	7	1	0
Colombia Total:			45	37,790	0	0	0	0	0	13	19.1	7	1	0
Cuba														
NS Guantanamo Bay	Navy Active	Guantanamo Bay	1,404	5,636,707						28,821	1,896.3	838	142	129
Cuba Total:			1,404	5,636,707	0	0	0	0	0	28,821	1,896.3	838	142	129
Denmark														
Karup Air Base	AF Active	Karup									98.6	4	0	0
OTHER SITE(S)¹ : 1					4	7,425					0.6			
Denmark Total:			0	0	4	7,425	0	0	0	0	99.2	4	0	0
Ecuador														
Manta Airfield	AF Active	Manta	26	214,385						102	101.2	13	0	0
Ecuador Total:			26	214,385	0	0	0	0	0	102	101.2	13	0	0
Egypt														
Al Dhafra Air Base	AF Active	Abu Dhabi								11,370		38	0	0
NAVMEDRSCHU Three Cairo Egypt	Navy Active	Cairo	20	94,462	3	19,683				3	40.6	23	3	11

¹ US Locations that do not meet criteria of at least ten (10) Acres AND at least \$10M PRV. US Territories and Non-US Locations that do not meet criteria of at least ten (10) Acres OR at least \$10M PRV.

DEPARTMENT OF DEFENSE
Base Structure Report - As of 30 Sept 05

SITE	COMPONENT	NAME BRAC NEAREST 2005 CITY	BUILDINGS						ACRES OWNED	TOTAL ACRES	PRV (\$M)	MIL	CIV	OTHER
			OWNED		LEASED		LICENSE / PERMIT							
			COUNT	SQFT	COUNT	SQFT	COUNT	SQFT						
OTHER SITE(S) ¹ : 1					14	28,703				6.8				
Egypt Total:			20	94,462	17	48,386	0	0	0	11,373	47.4	61	3	11
France														
Istres Air Base	AF Active	Istres			1	361,671				1	99.7			
France Total:			0	0	1	361,671	0	0	0	1	99.7	0	0	0
Germany														
AG Pub and Tng Aids Ctr	Army Active	Frankfurt Main					6	358,848		10	57.4	0	0	18
Alvin York Vil Fam Hsg	Army Active	Bad Nauheim	23	670,561						23	91.0	0	0	44
Amberg Fam Hsg	Army Active	Amberg	1	268			9	263,238		8	28.9			
Amelia Earhart Hotel	Army Active	Wiesbaden	1	155			1	216,207		6	48.2	4	262	168
American Arms Hotel	Army Active	Wiesbaden					4	292,126		5	66.5	12	2	383
Anderson Barracks	Army Active	Dexheim	35	160,896			20	230,760		105	133.9	924	2	3
Ansbach	Army Active	Ansbach			112	521,964				11	54.2			
Argonner Kaserne	Army Active	Hanau	6	140,679			27	659,157		51	136.9	0	0	158
Armstrong Barracks	Army Active	Buedingen	9	27,972			27	446,149		59	136.7	764	8	53
Armstrong Village Fam Hsg	Army Active	Buedingen	3	9,087			14	362,555		16	50.2	0	0	29
Artillery Kaserne	Army Active	Garmisch	5	1,362			34	506,572		37	118.6	27	38	592
Aschaffenburg Fam Hsg	Army Active	Aschaffenburg					18	429,039		40	51.4	0	1	4
Aschaffenburg Tng Areas 8	Army Active	Aschaffenburg	11	18,192			23	34,592		3,456	20.0			
Askren Manor Fam Hsg	Army Active	Schweinfurt	5	25,907			60	1,479,974		73	226.3	0	38	172
Aukamm Hsg Area	Army Active	Wiesbaden	3	50,267			111	1,283,045		93	193.7	0	0	23
Babenhausen Family Hsg	Army Active	Babenhausen	70	168,525			22	572,836		40	95.7	0	0	27
Babenhausen Kaserne	Army Active	Babenhausen	39	361,071			69	676,462		327	256.7	830	48	63
Bamberg	Army Active	Bamberg			189	875,248				26	91.0			
Bamberg Airfield	Army Active	Bamberg	3	9,800			5	6,544		220	22.5			
Bamberg Stor & Range Area	Army Active	Bamberg	9	12,110			31	141,928		171	47.8	61	0	0
Bann Communication Station No 2	AF Active	Landstuhl	5	17,999						51	8.6	5	3	1
Barton Barracks	Army Active	Ansbach	4	63,703			28	408,327		33	123.5	126	121	130
Baumholder	Army Active	Baumholder			90	491,542				0	51.6	22	0	0
Baumholder Airfield	Army Active	Baumholder	3	10,412			1	1,590		47	11.0	0	2	0
Baumholder Fam Hsg	Army Active	Baumholder	11	23,946			68	2,249,185		94	303.8	0	2	86
Baumholder Hospital	Army Active	Baumholder	3	26,735			12	187,344		13	55.6	58	21	28
Baumholder Qm Area	Army Active	Baumholder	17	36,994			29	359,561		60	72.7	6	4	13
Benjamin Franklin Vil Fam Hsg	Army Active	Mannheim	37	189,714			185	4,391,010		217	639.5	82	44	649
Bensheim Maint and Supply Fac	Army Active	Bensheim					1	82,844		8	12.1	0	1	5
Binsfeld Family Hsg Annex	AF Active	Binsfeld			77	182,015				11	18.1			
Bitburg Family Hsg Annex	AF Active	Bitburg	19	320,386						156	386.0			

¹ US Locations that do not meet criteria of at least ten (10) Acres AND at least \$10M PRV. US Territories and Non-US Locations that do not meet criteria of at least ten (10) Acres OR at least \$10M PRV.

DEPARTMENT OF DEFENSE
Base Structure Report - As of 30 Sept 05

SITE	COMPONENT	NAME BRAC NEAREST 2005 CITY	BUILDINGS						ACRES OWNED	TOTAL ACRES	PRV (\$M)	MIL	CIV	OTHER
			OWNED		LEASED		LICENSE / PERMIT							
			COUNT	SQFT	COUNT	SQFT	COUNT	SQFT						
Bitburg Storage Annex No 2	AF Active	Bitburg	11	31,804					27	94.1				
Bleidorn Fam Hsg	Army Active	Ansbach	6	35,580			26	662,520	35	97.5	0	6	2	
Boeblingen Fam Hsg	Army Active	Stuttgart	3	13,883			22	515,887	22	79.3	0	0	42	
Boeblingen Range	Army Active	Stuttgart	1	2,202			5	6,458	18	7.5	0	1	4	
Boeblingen Tng Area	Army Active	Stuttgart	9	9,353			40	34,008	1,443	28.1	7	3	1	
Breitenau Skeet Range	Army Active	Garmisch					1	4,439	50	0.7				
Breitenwald Tng Area	Army Active	Landstuhl	6	6,634			2	1,045	127	2.8	0	3	4	
Bremerhaven	Army Active	Bremerhaven	7	51,785						13.8	7	3	34	
Buechel Air Base	AF Active	Buechel	2	1,678						13.6	137	0	1	
Buedingen Ammo Area	Army Active	Beudingen	10	26,847					10	28.0				
Buedingen Army Heliport	Army Active	Beudingen	5	15,752					29	32.7				
Butzbach Tng Area & Range	Army Active	Butzbach	3	3,248					160	8.7	0	0	1	
Cambrai Fritsch Kaserne	Army Active	Darmstadt	17	23,262			41	966,166	66	242.2	852	178	252	
Camp Oppenheim Tng Area	Army Active	Guntersblum							132	0.3				
Campbell Barracks	Army Active	Heidelberg	20	55,694			28	858,448	42	253.2	1,258	461	211	
Campo Pond Tng Area	Army Active	Hanau	18	20,194					249	11.8	0	3	3	
Cardwell Village Fam Hsg	Army Active	Hanau					13	267,469	10	41.1				
Coleman Barracks	Army Active	Mannheim	67	233,965			148	1,678,217	554	577.8	1,401	76	341	
Coleman Village Fam Hsg	Army Active	Gelnhausen	7	77,276			22	830,845	31	127.1	0	0	48	
Conn Barracks	Army Active	Schweinfurt	105	784,205			44	1,285,308	502	557.6	2,697	32	235	
Crestview Hsg Area	Army Active	Wiesbaden					64	1,106,432	33	129.5				
Daenner Kaserne	Army Active	Kaiserslautern	6	29,374			15	368,881	24	88.1	156	59	1,032	
Daley Village Fam Hsg	Army Active	Bad Kissingen	1	7,402			18	464,028	23	64.5				
Darmstadt Training Center	Army Active	Darmstadt	14	58,354			4	43,735	125	33.7	438	71	87	
Dautphe Boy Scout Camp	Army Active	Dautphe	18	4,339			12	12,933	182	8.4				
Dexheim Fam Hsg	Army Active	Dexheim	41	197,054			14	266,085	32	73.4				
Dexheim Missile Fac	Army Active	Dexheim	20	17,252					40	71.5				
East Camp Grafenwoehr	Army Active	Hof	394	608,426			594	3,552,527	2,698	1,136.0	1,479	273	1,404	
Echterdingen Airfield	Army Active	Stuttgart	11	24,734			16	161,505	54	68.1	39	17	50	
Edingen Radio Receiver Fac	Army Active	Heidelberg	1	155			1	3,101	45	1.8				
Egelsbach Transmitter Fac	Army Active	Langen	1	2,299			4	6,654	76	4.4				
Einsiedlerhof Maintenance Annex	AF Active	Einsiedlerhof	2	9,773					14	30.3				
Einsiedlerhof Storage Annex	AF Active	Einsiedlerhof	9	95,930					28	71.9	55	24	0	
Einsiedlerkoepfe Training Annex	AF Active	Kaiserslautern	3	4,392					311	7.2				
Enkenbach Water System Annex	AF Active	Enkenbach							5	10.7				
Ernst Ludwig Kaserne	Army Active	Darmstadt					2	30,287	13	10.7	0	0	1	
Faulenberg Kaserne	Army Active		6	4,777			23	491,715	24	105.9	61	107	116	
Finthen Airfield	Army Active	Mainz	17	11,081			1	855	108	8.3				
Fintherlandstr Fam Hsg	Army Active	Mainz					18	190,855	9	23.2				
Fliegerhorst Airfield Kaserne	Army Active	Hanau	49	268,347			69	1,733,234	623	599.7	1,146	39	128	
Flynn Fam Hsg & Tng Areas	Army Active	Bamberg	74	253,801			57	1,391,776	2,619	271.5	0	0	119	

¹ US Locations that do not meet criteria of at least ten (10) Acres AND at least \$10M PRV. US Territories and Non-US Locations that do not meet criteria of at least ten (10) Acres OR at least \$10M PRV.

DEPARTMENT OF DEFENSE
Base Structure Report - As of 30 Sept 05

SITE	COMPONENT	NAME BRAC NEAREST 2005 CITY	BUILDINGS						ACRES OWNED	TOTAL ACRES	PRV (\$M)	MIL	CIV	OTHER
			OWNED		LEASED		LICENSE / PERMIT							
			COUNT	SQFT	COUNT	SQFT	COUNT	SQFT						
Freihoelser Tng Area	Army Active	Amberg	11	11,422					339	11.9				
Friedberg Tng & Stor Area	Army Active	Friedberg	13	23,350					9,293	15.0	22	0	0	
Friedrichsfeld QM Service Ctr	Army Active	Mannheim	11	5,100			5	209,163	40	54.0	1	26	49	
Friedrichsfeld Stor Area	Army Active	Mannheim	2	276			3	61,178	17	9.7	0	5	20	
Funari Barracks	Army Active	Mannheim	8	32,275			18	319,284	27	81.4	170	245	141	
Garmisch Fam Hsg	Army Active	Garmisch	5	2,448			20	342,798	83	58.3	0	13	42	
Garmisch Golf Course	Army Active	Garmisch	8	8,141			1	3,321	72	8.0				
Gateway Gardens Family Hsg Annex	AF Active	Frankfurt	2	19,488					87	251.6				
Geilenkirchen Air Base	AF Active	Geilenkirchen	8	34,865						33.6	537	26	11	
Gelnhausen	Army Active	Gelnhausen			7	161,988				16.9				
General Abrams Hotel & Disp	Army Active	Garmisch					11	217,831	11	51.8				
General Patton Hotel	Army Active	Garmisch					1	67,190	2	15.8				
George C Marshall Vil Fam Hsg	Army Active	Giessen	3	1,509			31	772,290	42	102.6				
Germersheim Army Depot	Army Active	Germersheim	117	1,383,485			1	512	454	436.5	21	3	577	
Giebelstadt	Army Active	Giebelstadt			110	546,031			0	56.2	12	0	0	
Giebelstadt Army Airfield	Army Active	Wuerzburg	43	453,359			29	444,280	635	298.3	1,738	42	205	
Giessen	Army Active	Giessen			2	96,339				23.1				
Giessen Community Facilities	Army Active	Giessen	9	72,369			1	3,756	18	19.6	0	0	59	
Giessen General Depot	Army Active	Giessen	89	776,593			99	2,339,897	541	649.8	1,299	210	883	
Grafenwoehr	Army Active	Grafenwoehr			376	1,228,477			34	125.8	17	0	0	
Grafenwoehr Tng Area	Army Active		556	359,551			12	11,852	51,685	652.0	1	0	1	
Griesheim Airfield	Army Active	Darmstadt	25	46,525			20	239,427	73	65.2	11	0	155	
Grossauheim Kaserne	Army Active	Grossauheim	10	118,846			21	620,358	45	215.4	548	11	45	
Gruenstadt AAFES Fac	Army Active	Ma	9	50,006			13	422,882	18	114.3	0	0	327	
Gruenstadt Comm Sta	Army Active	Ma	1	533					65	6.4				
Gut Husum Ammunition Storage Annex	AF Active	Jever	1	5,480						13.3				
Hainerberg Hsg and Shop Ctr	Army Active	Wiesbaden	20	91,008			99	2,534,618	165	368.0	0	33	611	
Hammonds Barracks	Army Active	Heidelberg	1	229			9	255,408	17	74.0	25	300	275	
Hanau	Army Active	Hanau			7	202,272				21.1	9	0	0	
Harvey Barracks	Army Active		58	579,513			85	997,057	592	466.0	1,618	95	479	
Hausberg Ski Area	Army Active	Garmisch	2	8,461					30	1.0				
Heidelberg	Army Active	Heidelberg			112	302,842				31.6	80	2	0	
Heidelberg Army Heliport	Army Active	Heidelberg	10	16,133			8	49,551	45	50.3	8	1	61	
Heidelberg Community Sup Ctr	Army Active	Heidelberg	23	61,048			13	364,974	27	85.8	25	68	562	
Heidelberg Golf Course	Army Active	Heidelberg	12	17,727					125	17.5	0	0	34	
Heidelberg Hospital	Army Active	Heidelberg	5	1,737			24	515,664	23	172.9	695	165	143	
Hill 365 Radio Relay Fac	Army Active	Kaiserslautern	4	814			1	3,948	17	2.9				
Hochspeyer Ammo Stor Annex	AF Active	Hochspeyer	30	56,384					88	33.9				
Hohe Warte LTA	Army Active	Giessen	20	67,645					166	14.9				
Hohenfels	Army Active	Hohenfels			592	1,357,880			1	141.6	4	1	0	

¹ US Locations that do not meet criteria of at least ten (10) Acres AND at least \$10M PRV. US Territories and Non-US Locations that do not meet criteria of at least ten (10) Acres OR at least \$10M PRV.

DEPARTMENT OF DEFENSE
Base Structure Report - As of 30 Sept 05

SITE	COMPONENT	NAME BRAC NEAREST 2005 CITY	BUILDINGS						ACRES OWNED	TOTAL ACRES	PRV (\$M)	MIL	CIV	OTHER
			OWNED		LEASED		LICENSE / PERMIT							
			COUNT	SQFT	COUNT	SQFT	COUNT	SQFT						
Hohenfels Tng Area	Army Active	Hohenfels	624	1,443,801			364	1,791,658		40,024	1,121.5	1,489	207	850
Hommertshausen Girl Scout Camp	Army Active	Hommertshausen	22	10,478						84	4.1			
Hoppstaedten Waterworks	Army Active	Baumholder	2	3,085			2	21,854		22	53.2	0	0	12
Husterhoeh Communication Site	AF Active	Pirmasens	2	1,200						185	6.3			
Husterhoeh Kaserne	Army Active	Pirmasens	28	504,765			27	546,235		126	178.4	38	21	433
Hutier Kaserne	Army Active	Hanau	8	157,192			10	347,350		55	153.9	426	35	12
Idar Oberstein Fam Hsg	Army Active	Idar-Oberstein	3	363			15	446,248		27	52.8			
Illesheim	Army Active	Illesheim			95	274,165				4	28.7	7	0	0
Jefferson Village Fam Hsg	Army Active	Darmstadt	6	582			12	352,679		23	63.3	51	15	49
Jever Air Base	AF Active	Jever	3	8,424							148.0			
John F Dulles Village Fam Hsg	Army Active	Giessen	1	161			15	419,853		22	56.2	0	0	1
Kaiserslautern	Army Active	Kaiserslautern	1	44,485					0	465	17.2			
Kaiserslautern Army Depot	Army Active	Kaiserslautern	82	757,075			66	928,780		635	397.5	7	10	90
Kaiserslautern Equip Spt Ctr	Army Active	Kaiserslautern	9	33,939			20	180,856		51	46.4	11	1	134
Kaiserslautern Fam Hsg Annex No 3	AF Active	Kaiserslautern								12	25.8			
Kaiserslautern Water System Annex	AF Active	Kaiserslautern	1	182						4	11.0			
Kapaun Administration Annex	AF Active	Kaiserslautern	21	99,545						114	176.7	137	6	4
Kastel Hsg Area	Army Active	Wiesbaden	5	16,133			11	373,960		28	69.1			
Katterbach Kaserne	Army Active	Ansbach	33	185,453			102	2,538,915		409	656.2	1,636	84	566
Kefurt & Craig Village Fam Hsg	Army Active	Stuttgart					40	1,047,695		38	135.7	0	0	4
Kelley Barracks-Ger-GE44E	Army Active	Darmstadt	27	256,720			15	392,008		119	167.9	1,069	0	13
Kelley Barracks-Ger-GE44F	Army Active	Stuttgart	23	92,790			29	708,885		72	189.2	38	235	375
Kilbourne Kaserne	Army Active	Heidelberg	8	10,576			17	86,715		13	26.8	155	114	3
Kitzingen	Army Active	Kitzingen			162	614,130	1	2,907			63.8			
Kitzingen Family Hsg	Army Active		52	271,016			36	1,081,268		80	200.7	0	6	162
Kitzingen Tng Areas	Army Active		1	4,951			1	1,925		2,827	18.7			
Kleber Kaserne	Army Active	Kaiserslautern	20	257,126			32	832,146		77	270.7	554	204	640
Kornwestheim Golf Course	Army Active	Stuttgart	4	21,936			1	435		320	13.7	0	0	28
Lampertheim Tng Area	Army Active	Viernheim	4	722			1	864		4,128	24.0			
Landstuhl Family Hsg Annex O3	AF Active	Landstuhl	9	39,864						52	133.2			
Landstuhl Heliport	Army Active	Landstuhl	23	74,948						113	45.8	180	23	0
Landstuhl Hospital	Army Active	Landstuhl	44	221,616			67	1,179,337		165	437.3	954	357	397
Landstuhl Maintenance Site	AF Active	Ramstein	35	109,732						25	28.9			
Landstuhl Maintenance Site No 2	AF Active	Spesbach	8	32,419						7	18.5			
Langen Terrace Fam Hsg Area	Army Active	Langen	11	15,195			15	285,521		16	40.7	0	3	0
Langerkopf Rad Rel Site	AF Active	Leimen	5	38,394						7	16.6			
Larson Barracks	Army Active	Kitzingen	67	625,432			47	923,242		654	408.8	1,268	39	147
Ledward Barracks	Army Active	Schweinfurt	68	232,515			49	1,383,408		161	396.4	1,914	92	687
Leighton Barracks	Army Active		67	510,213			118	2,477,899		333	558.3	842	177	1,076
Lincoln Village Fam Hsg	Army Active	Darmstadt	47	141,998			38	1,242,489		64	193.9	0	22	93
Mainz	Army Active	Mainz			2	5,519	2	11,270		120	2.0	2	0	0

¹ US Locations that do not meet criteria of at least ten (10) Acres AND at least \$10M PRV. US Territories and Non-US Locations that do not meet criteria of at least ten (10) Acres OR at least \$10M PRV.

DEPARTMENT OF DEFENSE
Base Structure Report - As of 30 Sept 05

SITE	COMPONENT	NAME BRAC NEAREST 2005 CITY	BUILDINGS						ACRES OWNED	TOTAL ACRES	PRV (\$M)	MIL	CIV	OTHER
			OWNED		LEASED		LICENSE / PERMIT							
			COUNT	SQFT	COUNT	SQFT	COUNT	SQFT						
Mainz-Kastel Station	Army Active	Wiesbaden	5	18,670			27	751,854		58	148.2	94	23	407
Mannheim	Army Active	Mannheim			1	6,713				12	1.7	102	0	0
Mannheim Class III Point	Army Active	Mannheim	6	13,526			6	17,532		28	24.9			
Mark Twain Village Fam Hsg	Army Active	Heidelberg	8	28,637			69	2,038,192		75	337.2	198	267	426
McArthur Place Fam Hsg	Army Active	Friedberg	1	2,294			13	190,865		10	26.7			
McCully Barracks	Army Active	Mainz	19	229,884			40	381,832		74	168.6	370	6	59
Messel Small Arms Range	Army Active	Darmstadt	6	5,754			2	752		52	8.4			
Miesau Ammo Depot	Army Active	Miesau	104	827,313			501	1,532,386		2,326	669.2	603	41	129
Moehringen Fam Hsg	Army Active	Stuttgart					30	390,134		32	46.3	0	0	1
Nathan Hale QM Area	Army Active	Darmstadt	18	58,407			26	385,523		39	86.2	179	32	177
Neubruecke	Army Active	Neubruecke			40	131,365					13.7			
Neubruecke Hospital	Army Active	Baumholder	6	32,874			21	327,212		55	82.0	0	0	34
New Argonner Fam Hsg	Army Active	Hanau	12	243,467			37	627,631		85	154.1	71	36	110
Oberammergau NATO School	Army Active	Garmisch	3	1,827			4	43,010			10.9	15	5	351
Oberdachstetten Tng Area	Army Active	Ansbach	16	15,143			34	99,239		799	59.4			
Oberweis Annex	AF Active	Oberweis	14	15,087						108	47.9			
Ottersheim Small Arms Range	Army Active	Heidelberg	5	3,707			3	9,551		35	7.3	0	2	6
Panzer Kaserne-Ger-GE642	Army Active	Kaiserslautern					10	303,244		19	76.3	394	163	168
Panzer Kaserne-Ger-GE643	Army Active	Stuttgart	21	93,287			36	1,072,856		90	287.9	614	28	193
Patch Barracks	Army Active	Stuttgart	38	327,500			41	1,202,953		110	379.2	607	282	976
Patrick Henry Village Fam Hsg	Army Active	Heidelberg	53	424,938			189	2,946,926		250	553.4	29	33	604
Patton Barracks	Army Active	Heidelberg	25	78,479			27	654,447		37	180.7	375	296	83
Pendleton Barracks	Army Active	Giessen	5	14,201			4	113,790		38	35.5	10	14	99
Pfeffelbach Waterworks	Army Active	Baumholder	1	78			2	16,896		57	27.8	0	0	4
Pioneer Kaserne	Army Active	Hanau	13	34,152			47	1,052,637		95	274.5	514	315	204
Pioneer Village Fam Hsg	Army Active	Hanau	3	78,781			41	1,446,966		61	218.2	0	0	42
Pond Barracks	Army Active	Amberg	4	37,568						22	13.0			
Pruem Air Station	AF Active	Pruem	16	39,221						50	29.4			
Pulaski Barracks	Army Active	Kaiserslautern	22	63,207			36	221,306		131	83.1	131	74	220
Ramstein Air Base	AF Active	Landstuhl	340	2,941,537	1	3,875				3,102	3,295.2	8,329	813	1,634
Ramstein Storage Annex	AF Active	Kaiserslautern	4	177,729						85	73.6			
Ray Barracks	Army Active	Friedberg	99	708,829			61	852,838		188	402.0	2,444	53	144
Rhein Main Air Base	AF Active	Frankfurt	56	623,131			2	52,906		441	783.8	369	78	56
Rheinblick Rec Annex	Army Active	Wiesbaden	1	35			2	14,052		172	10.9	0	0	53
Rhine Ordnance Barracks	Army Active	Kaiserslautern	78	427,559			960	1,629,750		3,037	788.1	818	17	116
Robinson Barracks	Army Active	Stuttgart	3	80,776			5	19,162		24	24.0	0	1	71
Robinson-Grenadier Fam Hsg	Army Active	Stuttgart	2	515			63	1,504,096		135	205.9	0	6	14
Roman Way Village Fam Hsg	Army Active	Butzbach	18	103,880			42	1,287,455		63	180.1	25	9	60
Rottershausen Ammo Stor Area	Army Active	Schweinfurt	5	9,520			25	47,775		186	10.1			
Sambach AFN Fac	Army Active	Sambach					3	1,999		10	0.9			
Schweinfurt	Army Active	Schweinfurt			134	1,227,556					125.5	23	0	0

¹ US Locations that do not meet criteria of at least ten (10) Acres AND at least \$10M PRV. US Territories and Non-US Locations that do not meet criteria of at least ten (10) Acres OR at least \$10M PRV.

DEPARTMENT OF DEFENSE
Base Structure Report - As of 30 Sept 05

SITE	COMPONENT	NAME BRAC NEAREST 2005 CITY	BUILDINGS						ACRES OWNED	TOTAL ACRES	PRV (\$M)	MIL	CIV	OTHER
			OWNED		LEASED		LICENSE / PERMIT							
			COUNT	SQFT	COUNT	SQFT	COUNT	SQFT						
Schweinfurt Tng Areas	Army Active	Schweinfurt	70	76,681			6	12,606		10,803	36.7	0	2	15
Schwetzingen Training Area	Army Active	Heidelberg	1	343						277	0.9			
Sembach Admin Annex (Wing HQ)	AF Active	R Wartenberg	33	553,702						279	496.7	791	82	20
Sheridan Barracks	Army Active	Garmisch	1	373,549			11	401,133		29	139.3	23	124	87
Shipton Kaserne	Army Active	Ansbach	28	32,097			18	33,507		382	118.4	695	2	3
Siegenburg Air Range	AF Active	Muehlausen	3	2,730						681	5.1	0	1	8
Smith Barracks	Army Active	Baumholder	180	605,925			203	3,145,251		1,016	1,014.1	4,086	256	853
South Camp Vilseck	Army Active	Vilseck	847	4,051,615			153	1,571,848		2,193	1,246.3	3,288	257	1,417
Spangdahlem Air Base	AF Active	Spangdahlem	216	1,473,592						1,619	1,617.4	4,326	196	473
Spangdahlem Waste Annex	AF Active	Spang	4	6,691						3	35.2			
Speicher Family Hsg Annex	AF Active	Speicher			102	234,681				20	23.7			
Spinelli Barracks	Army Active	Mannheim	32	24,594			50	991,125		198	310.3	438	50	138
St Barbara Village Fam Hsg	Army Active	Darmstadt	21	6,868	1	1	21	82,351		11	14.2			
Stem Kaserne	Army Active	Heidelberg	3	9,941			12	59,896		10	19.9	21	11	53
Steuben & Weicht Vil Fam Hsg	Army Active	Stuttgart	2	782			54	555,685		48	70.8	0	0	1
Storck Barracks	Army Active	Bad Windsheim	21	57,711			96	1,873,791		442	549.2	979	41	245
Strassburg Kaserne	Army Active	Baumholder	9	8,194			30	502,465		39	121.5	514	1	25
Stuttgart Dependent School	Army Active	Stuttgart	1	301			4	167,796		11	38.8	0	0	34
Sullivan Barracks	Army Active	Mannheim	33	221,862			54	956,115		111	282.3	660	202	390
Sulzheim Tng Area	Army Active	Schweinfurt	1	190			1	190		145	9.3			
Taylor Barracks	Army Active	Mannheim	61	194,113			26	670,292		113	230.2	842	94	435
Tiergarten Tng Area	Army Active	Hanau	2	295						246	1.2			
Tompkins Barracks	Army Active	Heidelberg	27	67,002			31	602,864		88	187.0	565	114	61
Turley Barracks	Army Active	Mannheim	12	7,394	2	52,129	30	485,212		33	144.0	554	5	16
Vilseck	Army Active	Vilseck			141	819,952				33	84.1	22	0	0
Vogelweh Family Hsg Annex	AF Active	Kaiserslautern	37	244,015						634	698.7	127	12	0
Wackernhm-Schwabenwaeldchen TA	Army Active	Mainz	2	1,599			7	3,886		23	3.3			
Warner Barracks	Army Active	Bamberg	47	265,642			120	2,619,259		209	727.6	3,209	176	855
Warner Barracks Fam Hsg	Army Active	Bamberg	4	746			13	337,013		13	48.7			
Weilimdorf Warehouse	Army Active	Stuttgart					2	61,588		4	10.6	0	0	4
Weisskirchen AFN Trans Fac	Army Active	Weisskirchen					7	13,791		18	13.6			
Wetzel Fam Hsg	Army Active	Baumholder	6	31,098			35	1,230,185		131	165.3	0	0	59
Wetzel Kaserne	Army Active	Baumholder	21	104,800			9	99,546		215	62.9	0	7	90
Wiesbaden Army Airfield	Army Active	Wiesbaden	52	217,749			108	2,044,251		638	667.0	3,104	390	648
Wiesbaden Small Arms Range	Army Active	Wiesbaden	3	6,419			7	8,398		26	4.8			
Wolfgang Kaserne	Army Active	Hanau	20	309,318			8	125,754		98	101.2	17	0	328
Wuerzburg	Army Active	Wuerzburg			113	758,208				2	77.9	43	0	0
Wuerzburg Hospital	Army Active		5	196,987			4	405,519		14	192.4	529	123	324
Wuerzburg Tng Areas	Army Active		3	3,399			1	387		20	2.2			
Yorkhof Kaserne	Army Active	Hanau					9	128,926		5	31.2	25	103	145

¹ US Locations that do not meet criteria of at least ten (10) Acres AND at least \$10M PRV. US Territories and Non-US Locations that do not meet criteria of at least ten (10) Acres OR at least \$10M PRV.

DEPARTMENT OF DEFENSE
Base Structure Report - As of 30 Sept 05

SITE	COMPONENT	NAME BRAC NEAREST 2005 CITY	BUILDINGS						ACRES OWNED	TOTAL ACRES	PRV (\$M)	MIL	CIV	OTHER
			OWNED		LEASED		LICENSE / PERMIT							
			COUNT	SQFT	COUNT	SQFT	COUNT	SQFT						
OTHER SITE(S)¹ : 41			48	92,152	31	205,766	66	290,513	0	102	135.0	23	23	61
Germany Total:			6,661	32,880,358	2,499	10,300,658	7,392	103,697,857	0	165,793	39,862.8	71,468	9,716	30,450
Greece														
NSA Souda Bay GR	Navy Active	Soudha Bay	61	466,114	1	2,475			101	281.4	420	57	155	
OTHER SITE(S)¹ : 1			5	24,016						8.5				
Greece Total:			66	490,130	1	2,475	0	0	0	101	289.9	420	57	155
Greenland														
Thule Air Base	AF Active	Thule	239	2,495,529					233,034	2,430.7	138	2	0	
Greenland Total:			239	2,495,529	0	0	0	0	0	233,034	2,430.7	138	2	0
Hong Kong														
OTHER SITE(S)¹ : 1					1	14,693					4.6			
Hong Kong Total:			0	0	1	14,693	0	0	0	0	4.6	0	0	0
Iceland														
NAS Keflavik IC	Navy Active	Keflavik	340	4,398,082	1	4,435			51	2,332.5	1,288	91	528	
NAS Keflavik IC (Grindavik)	Navy Active	Grindavik	7	18,421					1,039	19.4				
NAS Keflavik IC (H-1/Rockville)	Navy Active	Reykjavik	27	74,020					487	46.4				
NAS Keflavik IC (H-3/Hornafirdi)	Navy Active	Reykjavik	4	4,087					281	15.5				
NAS Keflavik IC (Helguvik)	Navy Active	Reykjavik								113.2				
NAS Keflavik IC (Hvalfjordur)	Navy Active	Reykjavik	4	8,744					117	57.9				
NAS Keflavik IC (Sangerdi)	Navy Active	Sandgerdi	1	999					69	0.9				
OTHER SITE(S)¹ : 1			2	2,180						0.4				
Iceland Total:			385	4,506,533	1	4,435	0	0	0	2,044	2,586.1	1,288	91	528
Indonesia														
NAVMEDRSCHUNIT Two Djakartaid	Navy Active	Jakarta Java	3	3,861						11.8				
Indonesia Total:			3	3,861	0	0	0	0	0	0	11.8	0	0	0
Italy														
Aviano Administration Annex Group HQ	AF Active	Aviano	5	13,044					8	13.0				
Aviano Air Base	AF Active	Roveredo In Piano	126	988,377					1,207	878.8	4,056	207	384	

¹ US Locations that do not meet criteria of at least ten (10) Acres AND at least \$10M PRV. US Territories and Non-US Locations that do not meet criteria of at least ten (10) Acres OR at least \$10M PRV.

DEPARTMENT OF DEFENSE
Base Structure Report - As of 30 Sept 05

SITE	COMPONENT	NAME BRAC NEAREST 2005 CITY	BUILDINGS						ACRES OWNED	TOTAL ACRES	PRV (\$M)	MIL	CIV	OTHER
			OWNED		LEASED		LICENSE / PERMIT							
			COUNT	SQFT	COUNT	SQFT	COUNT	SQFT						
Aviano Ammunition Storage Annex	AF Active	Roveredo In Piano	9	18,093					47	36.9				
Aviano Bachelor Hsg Annex No 1	AF Active	Aviano	18	156,218	2	46,140			39	144.8				
Aviano Bachelor Hsg Annex No 2	AF Active	Aviano	8	220,845					13	82.8				
Aviano Family Hsg Annex No 5	AF Active	Aviano			170	333,455				37.4				
Aviano Maintenance Annex	AF Active	Aviano	6	4,785					8	27.1				
Aviano Storage Annex	AF Active	Aviano			4	143,931			6	21.3				
Camp Darby	Army Active		139	646,350					159	217.5	93	76	265	
Camp Ederle	Army Active	Vicenza	196	1,270,986	12	101,481	37	405,229	147	557.6	2,581	380	1,138	
Coltano Troposcatter Site	Army Active		8	44,296					289	17.3				
Dal Molin Airfield	Army Active	Vicenza	7	5,142			3	20,678		27.5	8	0	0	
Fontanafredda Family Housing Site	AF Active	Pordenone			55	294,220			1	30.7				
Livorno	Army Active				58	212,049				22.8				
Livorno Supply and Maint Area	Army Active		104	792,887					277	209.6	22	37	349	
Livorno Training Area	Army Active		6	5,827					50	6.4				
Longare Comm Site	Army Active	Vicenza	5	7,071			25	83,704	52	34.4	58	1	0	
Maniago Family Housing Site	AF Active	Maniago			19	168,008			1	17.5				
NAS Sigonella IT	Navy Active	Sigonella Sicily	196	2,772,490	135	1,131,472			571	981.5	2,310	195	593	
NAS Sigonella IT (Augusta Bay)	Navy Active	Catania	30	137,923						55.3				
NAS Sigonella IT (Belpasso Hsg)	Navy Active	Catania	1	11,646	148	958,040			104	106.6				
NAS Sigonella IT (Gli Ulivi)	Navy Active	Catania			7	272,860				29.6				
NAS Sigonella IT (NAS1 Support Area)	Navy Active	Catania	3	128,324						32.3				
NAS Sigonella IT (NATO Magazine Area)	Navy Active	Catania							40	0.6				
NSA Lamaddalena IT	Navy Active	La Maddalena	21	37,146	72	678,422			47	109.5	361	59	118	
NSA Naples IT	Navy Active	Naples	79	1,585,233	166	2,755,795			213	842.7	2,223	442	796	
NSA Naples IT (Gaeta)	Navy Active	Gaeta	2	1,590	5	66,398			8	43.8	203	8	3	
Pisa Ammo Storage Area	Army Active		212	464,875					2,093	167.9	2	4	28	
Pordenone Fam Hsg Site	AF Active	Pordenone			12	141,646			1	14.8				
Roveredo Storage Annex	AF Active	Roveredo			17	162,201			3	17.4				
San Vito Dei Normanni Air Station	AF Active	Brindisi	2	3,980					25	2.9				
Vicenza	Army Active	Vicenza	2	3,973	243	1,261,195			5	158.4				
Vicenza Basic Load Stor Area	Army Active	Vicenza	16	29,742					34	12.8	2	5	0	
Vicenza Fam Hsg	Army Active	Vicenza	313	567,029			1	2,793	82	83.6				
Vigonovo Storage Annex	AF Active	Vigonovo			3	80,776			5	17.9				
OTHER SITE(S)¹ : 19			32	59,152	40	304,574			31	66.5	134	0	2	
Italy Total:			1,546	9,977,024	1,168	9,112,663	66	512,404	0	5,567	5,127.4	12,053	1,414	3,676

Japan

AKASAKA Press Center	Army Active	Tokyo	1	180			6	172,832	8	44.6	0	8	186	
----------------------	-------------	-------	---	-----	--	--	---	---------	---	------	---	---	-----	--

¹ US Locations that do not meet criteria of at least ten (10) Acres AND at least \$10M PRV. US Territories and Non-US Locations that do not meet criteria of at least ten (10) Acres OR at least \$10M PRV.

DEPARTMENT OF DEFENSE
Base Structure Report - As of 30 Sept 05

SITE	COMPONENT	NAME BRAC NEAREST 2005 CITY	BUILDINGS						ACRES OWNED	TOTAL ACRES	PRV (\$M)	MIL	CIV	OTHER
			OWNED		LEASED		LICENSE / PERMIT							
			COUNT	SQFT	COUNT	SQFT	COUNT	SQFT						
Akizuki Ammunition Depot	Army Active	Kure Shi	13	6,650			57	434,537		138	154.6	0	0	178
Camp Courtney Family Hsg Annex	AF Active	Gushikawa					80	1,127,609	65	65	138.1			
Camp Kuwae Family Hsg Annex	AF Active	Jagaru					158	577,533	70	70	71.5			
Camp McTureous Family Hsg Annex	AF Active	Gushikawa					81	680,244	64	64	82.0			
Camp Shields Family Hsg Annex	AF Active	Okinawa City					6	11,143		91	92.6			
Camp Zama	Army Active	Sagamihara City	129	563,676			216	2,370,963		578	919.5	583	554	2,574
Camp Zukeran Family Hsg Annex	AF Active	Okinawa City					1,435	3,147,389	453	453	472.2			
Chitose Administration Annex	AF Active	Chitose	14	63,941						1,067	27.4			
COMFLEACT Kadena Okinawa JA	Navy Active	Okinawa Island					79	683,760		629	213.1	2,254	680	2,849
COMFLEACT Kadena Okinawa JA (Awase)	Navy Active	Kadena AB Okinawa	6	11,844						118	14.7			
COMFLEACT Kadena Okinawa JA (Camp Shields)	Navy Active	Camp Shields-Okinawa	21	100,035						88	129.8			
COMFLEACT Kadena Okinawa JA (Sobe Comm Site)	Navy Active	Sobe								132	0.3			
COMFLEACT Kadena Okinawa JA (Tengan Pier)	Navy Active	Tengan	4	5,612						8	19.1			
COMFLEACT Kadena Okinawa JA (White Beach)	Navy Active	White Beach Nav Inst	63	116,460						290	83.7			
COMFLEACT Kadena Okinawa JA (Yomitan Aux Airf)	Navy Active	Sobe	13	56,424						4	37.1			
COMFLEACT Sasebo JA	Navy Active	Sasebo	190	264,797						8,891	1,912.6	699	82	807
COMFLEACT Yokosuka JA	Navy Active	Yokosuka	344	676,145						2,938	3,881.7	2,564	586	5,107
COMFLEACT Yokosuka JA (Ikego Hsg Area)	Navy Active	Ikego	38	47,706						708	475.8			
COMFLEACT Yokosuka JA (Koshiba Pol Dep)	Navy Active	Yokohama	23	8,279						245	312.2			
COMFLEACT Yokosuka JA (Negishi Dh Area)	Navy Active	Yokohama	45	33,001						111	206.1			
COMFLEACT Yokosuka JA (Sanno Hotel Tokyo)	Navy Active	Tokyo	2	783						2	46.4			
COMFLEACT Yokosuka JA (Tsurumi Pol Dep)	Navy Active	Yokohama	36	15,512						46	131.8			
COMFLEACT Yokosuka JA (Yokohama No Dock)	Navy Active	Yokohama	2	1,302			4	96,851		23	93.4			
Hiro Ammunition Depot	Army Active	Kure City	4	5,552			8	108,255		88	36.9	0	0	19
Idesuna Jima Air Range	AF Active	Naha								61	0.0			
Itazuke Auxiliary Airfield	AF Active	Fukuoka								6	37.7			
Kachin Hanto Area A	Army Active	Gushikawa	14	7,914			5	7,162		32	39.8			
Kadena Air Base	AF Active	Koza	1,537	5,331,393						4,915	3,819.7	7,274	541	1,950
Kadena Ammo Storage Annex	AF Active	Kadena Village	360	1,780,422						6,084	785.8			
Kawakami Ammunition Depot	Army Active	Hiroshima	67	127,837			51	230,116		644	151.8	0	3	65
Kure Pier 6	Army Active	Kure	7	3,960			9	61,851		4	22.0	18	7	143

¹ US Locations that do not meet criteria of at least ten (10) Acres AND at least \$10M PRV. US Territories and Non-US Locations that do not meet criteria of at least ten (10) Acres OR at least \$10M PRV.

DEPARTMENT OF DEFENSE
Base Structure Report - As of 30 Sept 05

SITE	COMPONENT	NAME BRAC NEAREST 2005 CITY	BUILDINGS						ACRES OWNED	TOTAL ACRES	PRV (\$M)	MIL	CIV	OTHER
			OWNED		LEASED		LICENSE / PERMIT							
			COUNT	SQFT	COUNT	SQFT	COUNT	SQFT						
Makiminato Service Annex	AF Active	Urasoe					46	2,280,371	135	135	281.4			
MCAS Iwakuni JA	Marine Active	Iwakuni	234	905,404						6,734	1,544.1	1,220	1,475	824
MCB Camp S D Butler Okinawa JA (Asp 2-6022)	Marine Active	Koza	10	13,000						635	9.7			
MCB Camp S D Butler Okinawa JA (Camp Courtney-6029)	Marine Active	Tengan	85	309,696						333	446.7	2,983	1	0
MCB Camp S D Butler Okinawa JA (Camp Foster-6044)	Marine Active	Zukeran	1,476	3,565,460						1,586	1,683.5	41	11	34
MCB Camp S D Butler Okinawa JA (Camp Fuji Japan-3127)	Marine Active	Camp Fuji	40	70,237			1	2,210		291	203.2	53	103	0
MCB Camp S D Butler Okinawa JA (Camp Gonsalves)	Marine Active	Henoko Okinawa	22	17,881						19,356	15.4			
MCB Camp S D Butler Okinawa JA (Camp Hansen-6011)	Marine Active	Onna Okinawa	137	598,396						12,647	944.2			
MCB Camp S D Butler Okinawa JA (Camp Kinser-6056)	Marine Active	Makiminato Okinawa	162	3,421,522						676	1,285.1	4,276	0	0
MCB Camp S D Butler Okinawa JA (Camp Lester-6043)	Marine Active	Chatan Okinawa	163	645,875						169	274.3			
MCB Camp S D Butler Okinawa JA (Camp Mctureous-6031)	Marine Active	Tengan	7	89,207						94	172.8			
MCB Camp S D Butler Okinawa JA (Camp Schwab-6009)	Marine Active	Henoko Okinawa	93	328,691						5,097	411.2	5,854	0	0
MCB Camp S D Butler Okinawa JA (Fuji Maneuver JA-3183)	Marine Active	Camp Fuji								33,092				
MCB Camp S D Butler Okinawa JA (Gimbaru Trn Area-6017)	Marine Active	Onna Okinawa	2	1,968						149	1.3			
MCB Camp S D Butler Okinawa JA (Henoko Ammo Area-6010)	Marine Active	Henoko Okinawa	50	133,365						300	94.4			
MCB Camp S D Butler Okinawa JA (Ie Jima Aux Airfield)	Marine Active	Henoko Okinawa	11	26,056						1,981	18.4			
MCB Camp S D Butler Okinawa JA (Kin Blue Beach-6020)	Marine Active	Onna Okinawa								94	1.3			
MCB Camp S D Butler Okinawa JA (MCAS Futenma-6051)	Marine Active	Futenma	228	1,097,427						1,184	690.1	4,232	44	0
MCB Camp S D Butler Okinawa JA (Yomitan-6027)	Marine Active	Sobe								467				
Misawa Air Base	AF Active	Misawa	245	1,294,118						3,865	3,711.8	3,429	155	814
Misawa Air Range	AF Active	Misawa City	5	5,047						1,889	14.6			
Momote Annex	AF Active	Wakko								30	3.3			
NAF Atsugi JA	Navy Active	Atsugi	317	703,657						1,237	1,320.4	1,284	176	621
NAF Atsugi JA (Iwo Jima-3181)	Navy Active	Iwo Jima Okinawa								243	275.0			
NAF Atsugi JA (Kami Seya-3096)	Navy Active	Kami Seya	102	325,751						587	145.1			
NAF Atsugi JA (Kisarazu-Jgsdf-3033)	Navy Active	Kisarazu	12	23,095						515	248.5			
NAF Atsugi JA (Totsuka-Ncts-3097)	Navy Active	Totsuka	25	19,074						191	54.9			

¹ US Locations that do not meet criteria of at least ten (10) Acres AND at least \$10M PRV. US Territories and Non-US Locations that do not meet criteria of at least ten (10) Acres OR at least \$10M PRV.

DEPARTMENT OF DEFENSE
Base Structure Report - As of 30 Sept 05

SITE	COMPONENT	NAME BRAC NEAREST 2005 CITY	BUILDINGS						ACRES OWNED	TOTAL ACRES	PRV (\$M)	MIL	CIV	OTHER
			OWNED		LEASED		LICENSE / PERMIT							
			COUNT	SQFT	COUNT	SQFT	COUNT	SQFT						
NAF Misawa JA	Navy Active	Misawa AFB					74	885,898		27	279.5	660	10	93
NAF Misawa JA (Hachinohe Pol Dep-2006)	Navy Active	Hachinohe	9	4,415						45	53.8			
Naha Port	Army Active	Naha City	38	345,844			3	14,425		139	149.3	6	12	74
Okuma Recreation Annex	AF Active	Hentona	46	66,075						135	40.1	15	0	26
Owada Communications Station	AF Active	Niiza								328	15.5			
POL Facilities	Army Active	Oki/Gushikawa	31	25,161			82	50,690	53	413	278.9	0	1	49
Sagami General Depot	Army Active	Sagamihara City	137	87,484			151	3,151,012		528	743.5	54	27	903
Sagamihara Family Hsg Area	Army Active	Sagamihara	437	118,494			239	927,344		150	292.7	2	8	142
Senaha Communication Station	AF Active	Kadena	4	17,119						151	10.2			
Tama Service Annex	AF Active	Inagi	21	14,309						483	59.5			
Tokorozawa Transmitter Site	AF Active	Tokorozawa	7	58,633						320	87.4			
Torii Station	Army Active	Okinawa	99	457,570	1	39,033	145	905,920	517	996	458.8	633	53	449
Yokohama North Dock	Army Active	Yokohama	16	12,529			65	539,916		127	217.3	19	21	231
Yokota Air Base	AF Active	Fussa	150	637,349						1,750	2,990.8	3,268	245	1,314
OTHER SITE(S)¹ : 24			15	14,867			26	66,485	13	42	35.1	34	0	7
Japan Total:			7,369	24,684,202	1	39,033	3,027	18,534,516	1,370	127,810	34,017.6	41,455	4,803	19,459
Kenya														
NSA Bahrain (Kenya)	Navy Active	Mombasa	5	7,520							21.4			
Kenya Total:			5	7,520	0	0	0	0	0	0	21.4	0	0	0
Kuwait														
OTHER SITE(S)¹ : 1											3.8	306	66	0
Kuwait Total:			0	0	0	0	0	0	0	0	3.8	306	66	0
Kwajalein Atoll														
U.S. Army Kwajalein Atoll	Army Active	Majuro	832	3,302,739						1,361	2,195.1	25	56	21
Kwajalein Atoll Total:			832	3,302,739	0	0	0	0	0	1,361	2,195.1	25	56	21
Luxembourg														
Bettembourg Site	Army Active	Luxembourg	1	24,984	1	5,167	1	50,326		117	148.7	10	2	7
Sanem Site	Army Active	Esch-S-Alzette								97	111.7			
OTHER SITE(S)¹ : 1					5	11,564					1.0			
Luxembourg Total:			1	24,984	6	16,731	1	50,326	0	214	261.5	10	2	7

¹ US Locations that do not meet criteria of at least ten (10) Acres AND at least \$10M PRV. US Territories and Non-US Locations that do not meet criteria of at least ten (10) Acres OR at least \$10M PRV.

DEPARTMENT OF DEFENSE
Base Structure Report - As of 30 Sept 05

SITE	COMPONENT	NAME BRAC NEAREST 2005 CITY	BUILDINGS						ACRES OWNED	TOTAL ACRES	PRV (\$M)	MIL	CIV	OTHER		
			OWNED		LEASED		LICENSE / PERMIT									
			COUNT	SQFT	COUNT	SQFT	COUNT	SQFT								
<u>Netherlands</u>																
Eygelshoven Storage Area	Army Active	Eygelshoven	12	6,277			1	6,000			91.7	14	53	66		
Hendrik Mine	Army Active	Brunssum	1	2,152			11	106,185			130.5	107	25	153		
Rotterdam Admin Facility	Army Active	Rotterdam			2	87,367				2	17.3	39	37	127		
Schinnen	Army Active	Schinnen	1	200	284	465,020	1	2,700			52.3					
Schinnen Emma Mine	Army Active	Schinnen	37	86,614	14	141,920				24	49.8	53	71	508		
OTHER SITE(S)¹ : 2							39	62,660			6.9	1	0	4		
Netherlands Total:			51	95,243	339	756,967	13	114,885	0	26	348.6	214	186	858		
<u>Netherlands Antilles</u>																
Curaco Airfield	AF Active	Curaco	11	85,998						42	38.7	10	0	0		
Netherlands Antilles Total:			11	85,998	0	0	0	0	0	42	38.7	10	0	0		
<u>Norway</u>																
OTHER SITE(S)¹ : 3							1	4,550	2	4,156			6.2	12	0	0
Norway Total:			1	4,550	2	4,156	0	0	0	0	6.2	12	0	0		
<u>Oman</u>																
Masirah Island MPT	AF Active	Dhuwwah								3,000						
Seeb MPT	AF Active	Sib	10	32,828						3,000	65.0	1	0	0		
Thumrait MPT	AF Active	Salalah								3,000		1	0	0		
Oman Total:			10	32,828	0	0	0	0	0	9,000	65.0	2	0	0		
<u>Peru</u>																
NAVMEDRSCHCEN Det Lima Peru	Navy Active	Lima									11.5					
Peru Total:			0	0	0	0	0	0	0	0	11.5	0	0	0		
<u>Portugal</u>																
Agualva Munitions Storage Annex	AF Active	Lajes	20	17,185						68	0.0					
Caldeira Ammunition Storage Area	AF Active	Lajes	2	6,295						29	2.8					
Cinco Picos Globecom Annex	AF Active	Praia da Victoria	3	25,963						159	8.7					
Covadascinzas Petroleum Products Stg Annex	AF Active	Praia da Victoria								41	62.5					
Lajes Field	AF Active	Lajes	333	2,732,490						973	891.1	916	90	615		
Lajes Water System Annex	AF Active	Lajes	4	1,270						1	11.9					
Praia da Victoria Dock Annex	AF Active	Praia da Victoria	10	18,608						4	18.6					
Praia da Victoria Fuel Storage Annex	AF Active	Praia da Victoria	9	4,916						53	118.4					

¹ US Locations that do not meet criteria of at least ten (10) Acres AND at least \$10M PRV. US Territories and Non-US Locations that do not meet criteria of at least ten (10) Acres OR at least \$10M PRV.

DEPARTMENT OF DEFENSE
Base Structure Report - As of 30 Sept 05

SITE	COMPONENT	NAME BRAC NEAREST 2005 CITY	BUILDINGS						ACRES OWNED	TOTAL ACRES	PRV (\$M)	MIL	CIV	OTHER
			OWNED		LEASED		LICENSE / PERMIT							
			COUNT	SQFT	COUNT	SQFT	COUNT	SQFT						
Villa Nova Globecom Annex	AF Active	Villa Nova	1	13,533					99	4.3				
OTHER SITE(S)¹ : 11			12	4,403					18	2.8				
Portugal Total:			394	2,824,663	0	0	0	0	0	1,445	1,121.1	916	90	615
Qatar														
Al Udeid AB	AF Active	Doha	103	608,607					13,534	347.0	157	1	1	
Qatar Total:			103	608,607	0	0	0	0	0	13,534	347.0	157	1	1
Saint Helena														
Ascension Auxiliary Airfield	AF Active	Georgetown	117	372,566					3,856	333.4	3	0	0	
Saint Helena Total:			117	372,566	0	0	0	0	0	3,856	333.4	3	0	0
Singapore														
NAVREGCONTRCTR Singapore	Navy Active	Singapore					5	8,085		98.5	131	28	51	
Sembawang Hsg	AF Active	Sembawang	1	11,000						65.9				
Singapore Total:			1	11,000	0	0	5	8,085	0	0	164.4	131	28	51
South Korea														
Bayonet Training Area	Army Active	Tong Du Chon								361				
Brooklyn Hill	Army Active	Yangsan	11	7,945						40	3.7			
Bullseye 01	Army Active	Kumchon-Ni	47	41,324						21,200	22.5			
Bullseye 02	Army Active	Kumchon Ni								1,391				
Camp Ames	Army Active	Taejon City	9	19,158						20	4.9			
Camp Carroll	Army Active	Waegwan	247	2,164,524			38	987,723		681	630.1	1,280	139	1,753
Camp Casey	Army Active	Tongduchon	658	4,210,117			2	9,468		3,497	1,084.9	5,178	74	1,784
Camp Castle	Army Active	Tond Du Chon	56	340,642						51	83.7	257	0	106
Camp Colbern	Army Active	Songnam	56	188,773						76	47.7	203	0	48
Camp Eagle	Army Active	Wonju City	56	446,817						114	145.6	425	3	47
Camp Edwards	Army Active	Kumchon-Ni	70	252,260						62	66.4			
Camp Essayons	Army Active	Uijongbu	122	303,878						76	81.9	0	1	49
Camp Falling Water	Army Active	Uijong Bu	41	133,735			1	400		59	28.1	0	6	179
Camp Garry Owen North	Army Active	Kumohon Ni	137	402,434						70	109.0			
Camp Giant	Army Active	Kumchon	74	158,888						42	34.8			
Camp Greaves	Army Active	Kumchon Ni	120	323,849						59	87.7			
Camp Henry	Army Active	Taegu	93	479,282	198	236,009	39	226,091		59	183.2	830	278	1,003
Camp Hialeah	Army Active	Pusan	302	874,842			24	53,561		193	286.9	299	29	553
Camp Hovey	Army Active	Tongduchon	176	1,614,341			1	25,696		3,473	377.4	1,520	1	297
Camp Howze	Army Active	Kumchon Ni	167	544,366						157	148.9			

¹ US Locations that do not meet criteria of at least ten (10) Acres AND at least \$10M PRV. US Territories and Non-US Locations that do not meet criteria of at least ten (10) Acres OR at least \$10M PRV.

DEPARTMENT OF DEFENSE
Base Structure Report - As of 30 Sept 05

SITE	COMPONENT	NAME BRAC NEAREST 2005 CITY	BUILDINGS						ACRES OWNED	TOTAL ACRES	PRV (\$M)	MIL	CIV	OTHER
			OWNED		LEASED		LICENSE / PERMIT							
			COUNT	SQFT	COUNT	SQFT	COUNT	SQFT						
Camp Humphreys	Army Active	Pyongtaek City	530	3,886,519			5	6,600		1,231	1,092.6	4,302	118	1,993
Camp Humphreys Communications Site	AF Active	Pyongtaek					21	177,456	19	19	37.7			
Camp Jackson	Army Active	Uijong Bu	47	178,892						406	41.7	186	0	40
Camp Kwangsa Ri	Army Active	Camp Kwangsa Ri	15	35,560			4	8,000		31	11.2	0	0	28
Camp Kyle	Army Active	Uijongbu	82	283,719						36	64.9	243	0	37
Camp Long	Army Active	Wonju	126	311,919			8	13,007		85	85.4	211	9	228
Camp Market	Army Active	Inchon	63	590,052			39	588,090		118	179.6	12	4	449
Camp Nimble	Army Active	Tong Du Chon	31	119,928						16	30.2			
Camp Page	Army Active	Chun Chon	152	725,733			6	30,114		468	225.3	22	8	179
Camp Red Cloud	Army Active	Uijong Bu	250	1,394,712						207	345.2	1,274	129	1,294
Camp Red Cloud Communications Site	AF Active	Euijeongbu					15	85,409	4	4	17.8			
Camp Sears	Army Active	Uijongbu	41	132,443			1	92		32	36.1	149	0	0
Camp Stanley	Army Active	Uijong Bu	286	1,602,043			1	109		607	405.0	327	11	325
Camp Stanton	Army Active	Kumchon Ri	66	172,624						67	68.8	3	0	23
Camp Walker	Army Active	Taegu City	228	1,141,467						195	279.6	669	53	650
Camp Yongin	Army Active	Suwon	5	44,469			3	9,240		8	14.0	42	2	32
Chang San	Army Active	Pusan	13	12,838						26	4.8			
Cheju Do Training Center	Army Active	Mosulpo	31	42,684			1	468		12	12.9	0	0	1
Dartboard Site	Army Active	Taegu City	2	1,672						10	2.7			
Far East Dist Engr	Army Active	Seoul	31	109,906			15	73,072		11	37.6	0	4	110
Fleet Activities Chinhae KS	Navy Active	Chinhae	111	316,444						91	96.6	362	11	226
Fleet Activities Chinhae KS (Pohang)	Navy Active	Pohang	11	64,597						3	57.1			
Fleet Activities Chinhae KS (Yechon)	Navy Active	Yechon									33.2			
Fleet Activities Chinhae KS (Yongsan Garrison)	Navy Active	Yongsan					16	57,040			11.0			
Freedom Bridge	Army Active	Munsan Up	6	6,382						14	1.6			
Gimbols	Army Active	Tongduchon								2,952				
Gun Training Area	Army Active	Tong Du Chon								219				
H220 Helipoint	Army Active	Tong Du Chon	52	240,669						52	59.9	10	1	175
High Point	Army Active	Chonan City	3	2,122						11	1.9			
K-16 Air Base	Army Active	Songnam	51	293,387			21	272,515		212	155.8	750	8	218
Kamakasa ASA	Army Active	Tong Du Chon	6	5,526						48	2.6	0	0	2
Kimhae Storage Annex	AF Active	Kimhae	36	344,348						86	94.5			
Koon Ni Air Range	AF Active	Koon Ni	20	28,405						5,882	10.5			
Koryosan ASA	Army Active	Inchon	7	6,462						12	2.9	0	0	1
Kunsan Air Base	AF Active	Kunsan	384	2,778,919						2,557	1,323.6	2,773	38	585
Kunsan Pol Terminal Site	Army Active	Kunsan City	3	5,728						17	7.4			
Kwang-Ju Air Base	AF Active	Kwang Ju	93	602,168						313	258.1	466	0	17
La Guardia	Army Active	Uijongbu	79	171,393						34	42.0			

¹ US Locations that do not meet criteria of at least ten (10) Acres AND at least \$10M PRV. US Territories and Non-US Locations that do not meet criteria of at least ten (10) Acres OR at least \$10M PRV.

DEPARTMENT OF DEFENSE
Base Structure Report - As of 30 Sept 05

SITE	COMPONENT	NAME BRAC NEAREST 2005 CITY	BUILDINGS						ACRES OWNED	TOTAL ACRES	PRV (\$M)	MIL	CIV	OTHER
			OWNED		LEASED		LICENSE / PERMIT							
			COUNT	SQFT	COUNT	SQFT	COUNT	SQFT						
Madison Site	Army Active	Suwon	11	8,638					22	6.8				
Masan Ammunition Depot	Army Active	Masan	17	57,265					1,060	16.4	0	2	5	
MCB Camp S D Butler Okinawa JA (Mu Juk)	Marine Active	Pohang	75	139,805						27.5				
Mobile	Army Active	Tong Du Chon							2,761		5	5	21	
Niblo Barracks	Army Active	Seoul	11	28,505			2	6,345	7	10.9	0	0	30	
Osan Air Base	AF Active	Song Tan	458	4,744,121	6	272,559			1,788	2,080.5	5,416	159	1,215	
Osan Ni Ammunition Storage Annex	AF Active	Osan Ni	20	74,115					603	28.7				
Pier #8	Army Active	Kanman-Tong	4	7,759				7	98,524	12	31.3	9	7	91
Pil-Sung Air Range	AF Active	Sangori-Ni	9	19,910					27	13.4				
Pusan Storage Facility	Army Active	Pusan	63	396,674				9	20,887	69	91.8	3	5	144
Pyongtaek Cpx Area	Army Active	Pyongtaek	4	4,432					110	4.4				
Richmond	Army Active	Taejon City	3	2,696					14	2.6				
Shinbuk Relay	Army Active	Pochon	5	4,240					13	6.1				
Sungnam Golf Course	Army Active	Songnam						10	60,983	230	27.7	0	0	89
Suwon Air Base	AF Active	Suwon	42	135,585					235	297.7	714	9	49	
Taegu Air Base	AF Active	Taegu	143	756,378					763	293.9	92	2	4	
Tango	Army Active	Songnam	22	137,798				6	77,561	241	56.7	97	1	80
Watkins Range	Army Active	Tong Du Chon							45					
Wonju Air Station	AF Active	Wonju	13	7,715				5	10,491	93	27.0	11	0	0
Yong Pyong	Army Active	TDC	58	169,206					3,347	68.9	2	1	95	
Yongsan Garrison	Army Active	Seoul	772	4,735,820	52	1,345,481	202	1,141,650	638	1,368.9	4,182	1,233	7,900	
OTHER SITE(S)¹ : 16			102	136,449				10	117,246	54	58.1	98	2	122
South Korea Total:			7,135	39,728,016	256	1,854,049	512	4,157,838	23	59,907	13,098.3	32,422	2,353	22,277
Spain														
Moron Air Base	AF Active	Moron de la Frontera	149	805,505				1	12,726	2,811	542.3	144	8	11
NS Rota SP	Navy Active	Rota	1,008	3,961,033						5,962	1,394.7	1,732	176	762
OTHER SITE(S)¹ : 2			1	2,583						1	1.5			
Spain Total:			1,158	4,769,122	0	0	1	12,726	0	8,774	1,938.5	1,876	184	773
Trucial Oman Coast														
NSA Bahrain (Fujairah Aviation Unit)	Navy Active	Al Fujayrah			5	39,957					15.2			
Trucial Oman Coast Total:			0	0	5	39,957	0	0	0	0	15.2	0	0	0
Turkey														
Ankara Administration Office	AF Active	Ankara	20	144,609						24	28.5	37	2	3
Batman Air Base	AF Active	Batman									18.7			

¹ US Locations that do not meet criteria of at least ten (10) Acres AND at least \$10M PRV. US Territories and Non-US Locations that do not meet criteria of at least ten (10) Acres OR at least \$10M PRV.

DEPARTMENT OF DEFENSE
Base Structure Report - As of 30 Sept 05

SITE	COMPONENT	NAME BRAC NEAREST 2005 CITY	BUILDINGS						ACRES OWNED	TOTAL ACRES	PRV (\$M)	MIL	CIV	OTHER
			OWNED		LEASED		LICENSE / PERMIT							
			COUNT	SQFT	COUNT	SQFT	COUNT	SQFT						
Cigli Air Base	AF Active	Buyuk Cigli	7	46,467						20.7				
Incirlik Air Base Adana	AF Active	Incirlik	642	3,647,864					3,338	1,146.6	1,441	119	139	
Izmir Air Station	AF Active	Izmir	4	8,927	6	167,671			1	30.1	253	9	48	
Izmir Storage Annex No 2	AF Active	Izmir	13	6,894	13	125,722			16	27.9				
Mus Air Base	AF Active	Mus	11	22,011						13.3				
Yumurtalik Petroleum Prod Storage Annex	AF Active	Yumurtalik	5	7,623					142	33.5	1	0	2	
OTHER SITE(S)¹ : 11			11	128,900	5	11,807			1	18.1				
Turkey Total:			713	4,013,295	24	305,200	0	0	0	3,522	1,337.5	1,732	130	192
United Kingdom														
Beck Row Family Hsg	AF Active	Yildenhall			112	144,751				10	15.3			
Eriswell Family Hsg Annex	AF Active	Eriswell			144	723,183				62	77.1			
JMF St Mawgan UK	Navy Active	St Mawgan	25	294,969							101.2	222	28	20
Lynn Wood Family Hsg	AF Active	Thetford			98	205,804				22	22.3			
NAVACT London UK	Navy Active	London	20	105,001	2	188,337			0	104	233.0	819	83	137
Newmarket Fam Hsg Annex No 3	AF Active	Newmarket			140	399,140				35	43.4			
RAF Alconbury	AF Active	Alconbury	190	1,138,162						203	298.6	173	46	0
RAF Barford St John Transmitter Annex	AF Active	Barford St John	3	30,501						476	22.3			
RAF Bicester	AF Active	Bicester	255	202,684						35	37.5			
RAF Chelveston Fam Hsg Annex	AF Active	Rushden	22	79,272						17	12.5			
RAF Croughton	AF Active	Croughton	157	671,952						694	270.8	298	34	0
RAF Ely Family Housing Annex	AF Active	Ely								5	46.0			
RAF Fairford	AF Active	Fairford	98	423,093						1,170	549.4	229	22	0
RAF Feltwell	AF Active	Feltwell	18	240,046						332	236.5	52	2	1
RAF Hythe	Army Active	Southampton	3	2,581			22	216,460		35	45.8	2	13	171
RAF Lakenheath	AF Active	Lakenheath	463	3,564,722						2,006	1,665.3	4,671	249	0
RAF Mildenhall	AF Active	Mildenhall	329	2,042,511						1,123	1,113.7	3,967	232	4
RAF Mildenhall Storage Annex	AF Active	Mildenhall	19	19,701						36	5.8			
RAF Molesworth	AF Active	Thrapston	32	176,621						659	178.1	350	9	0
RAF Molesworth Storage Anx No 12	AF Active	Molesworth	2	30,988						37	9.0	168	96	0
RAF Shepherds Grove Family Hsg Annex	AF Active	Stanton	34	64,338						18	12.1			
RAF Upwood	AF Active	Upwood	3	54,203						22	25.2	43	1	0
RAF Welford Ammo Stor Area	AF Active	Newbury	81	260,186						806	281.9			
OTHER SITE(S)¹ : 27			45	94,020	107	147,864				49	62.5	7	1	0
United Kingdom Total:			1,799	9,495,551	603	1,809,079	22	216,460	0	7,956	5,365.1	11,001	816	333

¹ US Locations that do not meet criteria of at least ten (10) Acres AND at least \$10M PRV. US Territories and Non-US Locations that do not meet criteria of at least ten (10) Acres OR at least \$10M PRV.

DEPARTMENT OF DEFENSE
Base Structure Report - As of 30 Sept 05

SITE	COMPONENT	NAME BRAC NEAREST 2005 CITY	BUILDINGS						ACRES OWNED	TOTAL ACRES	PRV (\$M)	MIL	CIV	OTHER
			OWNED		LEASED		LICENSE / PERMIT							
			COUNT	SQFT	COUNT	SQFT	COUNT	SQFT						
		OVERSEAS:	31,390	151,738,923	5,088	26,617,711	11,186	128,493,514	1,412	711,418	117,685.8	182,265	23,730	81,024
		Worldwide Totals	274,521	1,946,443,623	9,934	55,611,193	14,212	147,381,343	28,023,848	29,770,772	653,433.0	1,865,378	487,754	210,043

¹ US Locations that do not meet criteria of at least ten (10) Acres AND at least \$10M PRV. US Territories and Non-US Locations that do not meet criteria of at least ten (10) Acres OR at least \$10M PRV.

DEPARTMENT OF DEFENSE

Base Structure Report - As of 30 Sept 05

IX. INDIVIDUAL SERVICE INVENTORIES

THIS PAGE INTENTIONALLY LEFT BLANK

DEPARTMENT OF DEFENSE - Army
Base Structure Report - As of 30 Sept 05

SITE	BRAC 2005	COMPONENT	NAME NEAREST CITY	BUILDINGS						ACRES OWNED	TOTAL ACRES	PRV (\$M)	MIL	CIV	OTHER
				OWNED		LEASED		LICENSE / PERMIT							
				COUNT	SQFT	COUNT	SQFT	COUNT	SQFT						
Alabama															
10C Stagefield		Army Active	New Brockton	5	2,933					174	180	26.5			
Allen Stagefield		Army Active	Dothan	6	3,663					114	114	37.4			
Anniston Army Depot	R	Army Active	Anniston	1,749	8,973,434					15,243	15,279	1,438.1	28	3,952	294
Bill Nichols USARC/ECS #158		Army Reserve	Anniston	2	61,185					17	17	12.0	256	7	0
Brown (4B) Stagefield		Army Active	New Brockton	5	3,253					167	176	26.6			
Cairns Basefield		Army Active	Daleville	60	472,649					1,285	1,326	230.4			
Fort Benning		Army Active	Columbus GA	59	53,034					11,954	12,138	31.8			
Fort McClellan	R	Army Active	Anniston	7	90,031					491	491	12.5			
Fort McClellan ARNG Tng Center		Army Guard	Anniston	224	875,732					22,550	22,550	161.6	196	42	421
Fort Rucker	R	Army Active	Daleville	1,435	7,105,124	3	8,860	1	144	57,776	59,412	1,761.9	5,304	1,927	837
Goldberg Stagefield		Army Active	Midland City	6	4,478					99	101	27.1			
Highbluff Stagefield		Army Active	Hartford	5	3,847					190	190	32.6			
Horace B Hanson USARC		Army Reserve	Birmingham	3	99,805					14	14	16.1	776	1	10
Hunt Stagefield		Army Active	Ozark	5	3,754					134	153	29.7			
Louisville Stagefield		Army Active	Brundidge	2	128					101	104	24.2			
Redstone Arsenal	R	Army Active	Huntsville	1,724	11,715,337					37,910	37,910	3,163.8	1,948	8,408	4,585
Runkle Stagefield		Army Active	Elba	6	4,782					235	235	20.2			
Shell Stagefield		Army Active	Enterprise	13	63,607					246	296	57.2			
Skelly Stagefield		Army Active	Elba	4	2,537					161	193	24.9			
Stinson (5AB) Stagefield		Army Active	New Brockton	5	3,433					180	191	26.3			
Toth Stagefield		Army Active	Dothan	4	3,177					125	128	38.6			
OTHER SITE(S)¹ : 36				56	538,016	2	24,774			371	396	96.1	3,246	113	0
Alabama Total:				5,385	30,083,939	5	33,634	1	144	149,537	151,594	7,295.6	11,754	14,450	6,147
Alaska															
Black Rapids Training Area		Army Active	Delta Junction	10	40,775					2,785	2,785	17.6			
Donnelly Training Area		Army Active	Delta Junction	29	90,105					631,693	631,693	72.0			
Fairbanks Eielson Pipeline		Army Active	Fairbanks	4	4,533					103	120	500.9			
Fort Greely	R	Army Active	Fairbanks	198	1,609,230					7,200	7,200	1,361.0	112	118	348
Fort Richardson	R	Army Active	Anchorage	599	7,558,064			6	54,669	71,084	71,089	2,847.2	6,223	1,112	1,067
Fort Wainwright	R	Army Active	Fairbanks	559	7,707,585	208	1,101,360	7	66,362	656,241	656,241	4,302.2	4,821	725	744
Gerstle River Arctic Test Site		Army Active	Delta Junction	4	14,814					20,750	20,750	16.4			
Haines Terminal		Army Active	Haines	4	26,727					201	201	63.3			
Seward Recreation Area		Army Active	Seward	20	52,027					1	13	13.0			
Whittier Anchorage Pipeline		Army Active	Whittier	3	5,283					220	224	169.0			
Yukon Command Training Site		Army Active	Fairbanks	1	160					287,394	287,418	76.5			

¹ US Locations that do not meet criteria of at least ten (10) Acres AND at least \$10M PRV. US Territories and Non-US Locations that do not meet criteria of at least ten (10) Acres OR at least \$10M PRV.

DEPARTMENT OF DEFENSE - Army
Base Structure Report - As of 30 Sept 05

SITE	BRAC 2005	COMPONENT	NAME NEAREST CITY	BUILDINGS						ACRES OWNED	TOTAL ACRES	PRV (\$M)	MIL	CIV	OTHER
				OWNED		LEASED		LICENSE / PERMIT							
				COUNT	SQFT	COUNT	SQFT	COUNT	SQFT						
OTHER SITE(S)¹ : 73				97	159,217	3	4,500			1,271,708	1,271,805	101.3	424	0	0
Alaska Total:				1,528	17,268,520	211	1,105,860	13	121,031	2,949,380	2,949,538	9,540.5	11,580	1,955	2,159
American Samoa															
Te O USARC		Army Active	Tafuna	5	24,754	1	3,600			6	110	9.7	329	2	10
American Samoa Total:				5	24,754	1	3,600	0	0	6	110	9.7	329	2	10
Arizona															
Barnes Hall USARC		Army Reserve	Phoenix	5	63,256					12	12	14.0	372	25	0
Camp Navajo		Army Guard	Camp Navajo	893	3,017,877					28,345	28,345	765.7	113	6	146
Fort Huachuca	R	Army Active	Sierra Vista	1,788	7,825,519					71,723	73,399	2,214.3	7,770	2,402	1,592
Herrea Hall USARC		Army Reserve	Mesa	4	91,663					13	13	17.2	665	6	0
Papago Military Reservation	R	Army Guard	Phoenix	62	619,372					418	418	157.6	2,465	309	231
Yuma Proving Ground		Army Active	Yuma	595	2,104,773					829,882	1,008,911	1,344.1	113	647	436
OTHER SITE(S)¹ : 10				29	66,867	1	36,400			57,148	57,163	25.9	925	22	16
Arizona Total:				3,376	13,789,327	1	36,400	0	0	987,541	1,168,261	4,538.7	12,423	3,417	2,421
Arkansas															
ECS 15	C	Army Reserve	Barling	5	109,401	4	82,278			39	39	21.4	0	50	0
Fort Chaffee MTC	C	Army Guard	Fort Smith	435	1,611,003					64,272	64,272	421.8	403	3	186
Maurice Britt USARC	R	Army Reserve	Little Rock	9	199,342					43	43	35.7	1,292	280	6
Pine Bluff Arsenal		Army Active	Pine Bluff	903	3,578,722					13,426	13,493	1,153.5	39	1,170	210
OTHER SITE(S)¹ : 13				37	256,850					46	65	45.8	1,486	18	7
Arkansas Total:				1,389	5,755,318	4	82,278	0	0	77,826	77,911	1,678.3	3,220	1,521	409
California															
BT Collins USARC/OMS/AMSA (G)		Army Reserve	Sacramento	10	191,585					38	38	44.5	1,017	23	5
Concord-CA-0696A		Army Active	Clyde						125	260,617	6,100	6,100	300.6	4	36
Def Distr Reg West Sharpe Site		Army Active	Stockton	78	3,380,559					724	724	742.7	131	10	42
Def Distr Reg West Tracy		Army Active	Tracy	58	5,234,585	1	4,850			908	908	841.2	4	16	1
Fort Hunter Liggett	R	Army Reserve	King City	263	907,740					164,099	164,261	552.7	51	157	77
Fort Ord		Army Active	Seaside	1,619	6,238,214			106	391,408	14,159	14,159	1,920.2			
Hwd Of Oakland USARC/AMSA 85 G		Army Reserve	Oakland	10	108,283					16	16	26.1	206	21	0
March USARC		Army Reserve	Moreno Valley	17	70,692			9	78,334	72	72	24.8	594	20	0
Mare Is. USARC OMS Marine AMSA		Army Reserve	Vallejo	6	151,221					34	34	54.6	683	20	0
Moffett Community Hsg		Army Reserve	Mountain View	110	783,990					141	141	127.3			

¹ US Locations that do not meet criteria of at least ten (10) Acres AND at least \$10M PRV. US Territories and Non-US Locations that do not meet criteria of at least ten (10) Acres OR at least \$10M PRV.

DEPARTMENT OF DEFENSE - Army
Base Structure Report - As of 30 Sept 05

SITE	BRAC 2005	COMPONENT	NAME NEAREST CITY	BUILDINGS						ACRES OWNED	TOTAL ACRES	PRV (\$M)	MIL	CIV	OTHER
				OWNED		LEASED		LICENSE / PERMIT							
				COUNT	SQFT	COUNT	SQFT	COUNT	SQFT						
MTA Camp Roberts		Army Guard	San Miguel	730	2,953,298					42,814	42,815	930.3	615	207	356
NG Hammer Field		Army Guard	Fresno	3	96,449					30	30	21.6	733	104	6
NTC and Fort Irwin		Army Active	Barstow	653	3,742,329					636,181	636,384	2,085.3	4,520	810	944
Ord Military Community		Army Active	Seaside	53	543,153					771	771	452.9			
Parks Reserve Forces Tng Area	R	Army Reserve	Dublin	113	1,032,605					2,478	2,478	296.6	1,520	85	1,542
Patton Hall USARC		Army Reserve	Bell	5	171,808					21	21	34.6	561	15	0
Presidio Of Monterey		Army Active	Monterey	138	1,784,134	2	55,809			392	392	521.4	4,453	1,297	1,076
Riverbank AAP	C	Army Active	Riverbank	117	755,588					171	172	257.8	0	4	153
Sacramento Army Depot		Army Active	Sacramento	5	9,470					48	48	13.4			
Sacramento Depot Activity		Army Guard	Sacramento	8	17,150					22	22	11.3			
SAT COM		Army Active	Paso Robles	11	43,039	2	16,500			23	23	20.3	54	2	0
Sierra Army Depot	R	Army Active	Herlong	1,025	5,251,430					36,086	36,096	1,645.8	1	685	316
Silas B. Hays		Army Active	Seaside	1	369,662					24	24	82.1	15	0	556
TS AFRC Los Alamitos	R	Army Guard	Los Alamitos	205	1,456,375					2,714	2,714	642.0	2,936	325	337
Tustin USARC		Army Reserve	Santa Ana	2	42,214					15	15	10.4	574	7	30
OTHER SITE(S)¹ : 49				107	1,238,567	11	127,595	8	114,752	271	302	375.7	8,467	231	188
California Total:				5,347	36,574,140	16	204,754	248	845,111	908,353	908,762	12,036.2	27,139	4,075	5,632
Colorado															
Flatiron		Army Guard	Longmont	3	73,710					11	11	14.4	170	35	47
Fort Carson	R	Army Active	Colorado Springs	686	8,664,945	1	315	4	12,564	137,404	137,404	3,405.6	19,967	1,780	1,568
Joe P Martinez USARC/AMSA #100		Army Reserve	Denver	3	82,127					20	20	17.3	549	28	0
Pinon Canyon		Army Active	Trinidad	22	64,155					235,896	235,896	115.8	0	6	0
Pueblo Chemical Depot		Army Active	Pueblo	1,125	6,100,030					23,121	23,121	1,534.0	1	219	108
Rocky Mountain Arsenal		Army Active	Commerce City	31	391,488					11,005	11,169	197.4	0	7	55
William T. Fitzsimons USARC		Army Reserve	Aurora	4	135,173					21	21	27.6	758	11	0
OTHER SITE(S)¹ : 8				6	82,885	2	63,650			277	290	26.4	714	6	0
Colorado Total:				1,880	15,594,513	3	63,965	4	12,564	407,755	407,932	5,338.4	22,159	2,092	1,778
Connecticut															
AASF		Army Guard	Windsor Locks	16	185,120					32	32	61.8	8	0	1
Berry-Rosenblatt AFRC		Army Reserve	West Hartford	2	163,763					12	12	33.4	821	14	0
BG John W Middleton USARC		Army Reserve	East Windsor	5	66,120					15	16	19.7	204	8	3
Stratford Army Engine Plant		Army Active	Stratford	42	1,616,856					124	124	342.9	0	0	50
OTHER SITE(S)¹ : 7				12	150,761	2	15,065			44	51	38.8	793	37	0
Connecticut Total:				77	2,182,620	2	15,065	0	0	227	235	496.6	1,826	59	54

¹ US Locations that do not meet criteria of at least ten (10) Acres AND at least \$10M PRV. US Territories and Non-US Locations that do not meet criteria of at least ten (10) Acres OR at least \$10M PRV.

DEPARTMENT OF DEFENSE - Army
Base Structure Report - As of 30 Sept 05

SITE	BRAC 2005	COMPONENT	NAME NEAREST CITY	BUILDINGS				ACRES OWNED	TOTAL ACRES	PRV (\$M)	MIL	CIV	OTHER		
				OWNED		LEASED								LICENSE / PERMIT	
				COUNT	SQFT	COUNT	SQFT							COUNT	SQFT
Delaware															
NG New Castle TS Rifle Range		Army Guard	New Castle	33	162,736			227	227	25.3	79	76	9		
OTHER SITE(S)¹ : 3				15	90,822			18	18	18.4	607	9	0		
Delaware Total:				48	253,558	0	0	0	0	245	245	43.7	686	85	9
District of Columbia															
Fort Lesley J McNair		Army Active	Washington	59	1,086,162			107	107	248.9	686	516	202		
Walter Reed AMC Main Post	R	Army Active	Washington	57	4,612,417	1	5,040	113	113	1,298.0	3,108	2,577	512		
OTHER SITE(S)¹ : 1				3	6,405			16	16	1.6					
District of Columbia Total:				119	5,704,984	1	5,040	0	0	236	236	1,548.4	3,794	3,093	714
Florida															
Destin Moreno Point		Army Active	Destin	21	58,872			14	14	11.6					
LTC Luis E. Martinez USARC		Army Reserve	Miami	2	82,716			28	28	14.4	750	6	0		
Orlando ASF 49		Army Reserve	Orlando	3	28,813			34	34	15.1					
Sp Forces Site-Key West		Army Active	Key West	10	75,906			24	24	23.7					
St Petersburg AFRC		Army Reserve	Pinellas Park	6	236,752			58	58	37.7	610	5	0		
St. Pete/Clearwater ASF		Army Reserve	Clearwater	3	36,804			30	30	10.2	35	0	0		
Taft USARC		Army Reserve	Olando	5	168,643			43	43	24.9	758	8	0		
OTHER SITE(S)¹ : 26				62	680,773			8	94,067	465	493	131.5	5,017	505	44
Florida Total:				112	1,369,279	0	0	8	94,067	697	725	269.1	7,170	524	44
Georgia															
Dahlonega		Army Active	Dahlonega	51	136,172			289	289	27.0	248	5	8		
Decatur USARC		Army Reserve	Decatur	1	85,680				11	13.2	991	20	0		
Dobbins USARC/ASF		Army Reserve	Marietta					5	42,728	24	24	11.1	59	6	0
Fort Benning	R	Army Active	Columbus	3,018	19,908,593			171,867	171,873	3,709.2	31,188	2,813	2,579		
Fort Gillem	C	Army Active	Forest Park	141	5,460,021			1,474	1,531	733.2	2,383	595	1,087		
Fort Gordon		Army Active	Augusta	1,030	8,977,617			55,596	55,597	2,112.0	13,536	2,036	2,472		
Fort Gordon Recreation Area		Army Active	Augusta	14	19,511			909	909	12.1					
Fort McPherson	C	Army Active	Atlanta	214	2,189,203			487	487	414.5	1,980	2,108	1,019		
Fort Stewart		Army Active	Hinesville	1,299	7,925,614	7	8,739	279,270	279,271	2,481.7	17,390	1,746	1,320		
Hunter Army Airfield		Army Active	Savannah	315	3,049,047			5,372	5,653	1,001.2	4,494	339	249		
VTS Catoosa		Army Guard	Tunnel Hill	36	77,326			1,627	1,627	21.9	0	0	10		
OTHER SITE(S)¹ : 20				102	489,937	4	66,753	253	451	92.6	2,390	84	0		
Georgia Total:				6,221	48,318,721	11	75,492	5	42,728	517,168	517,723	10,629.7	74,659	9,752	8,744

¹ US Locations that do not meet criteria of at least ten (10) Acres AND at least \$10M PRV. US Territories and Non-US Locations that do not meet criteria of at least ten (10) Acres OR at least \$10M PRV.

DEPARTMENT OF DEFENSE - Army
Base Structure Report - As of 30 Sept 05

SITE	BRAC 2005	COMPONENT	NAME NEAREST CITY	BUILDINGS						ACRES OWNED	TOTAL ACRES	PRV (\$M)	MIL	CIV	OTHER
				OWNED		LEASED		LICENSE / PERMIT							
				COUNT	SQFT	COUNT	SQFT	COUNT	SQFT						
Guam															
Fort Juan Muna		Army Guard	Tamuning	34	75,539					15	15	33.2	185	0	19
Guam US Army Reserve Center		Army Active	Agana	6	59,936					20	20	31.8	470	7	0
Guamg Barrigada Complex		Army Guard	Barrigada	3	89,095					51	51	50.8	722	0	4
Guam Total:				43	224,570	0	0	0	0	86	86	115.7	1,377	7	23
Hawaii															
Aliamanu Military Reservation		Army Active	Honolulu	98	203,030					597	603	833.1	7	36	98
Dillingham Mil Res		Army Active	Waialua	5	4,176					628	664	38.8			
Fort De Russey		Army Active	Honolulu	8	782,755					71	73	197.2	0	4	988
Fort Shafter		Army Active	Honolulu	133	1,640,004					589	590	737.3	2,905	1,371	756
Helemano Military Reservation		Army Active	Wahiawa	23	229,225					282	290	418.6	519	19	62
Kahuku Tng Area		Army Active	Kahuku	15	22,421					8,313	9,480	26.7			
Kalaeloa		Army Guard	Kapolei	26	346,236					147	147	183.9	766	23	181
Kilauea Mil Reserve		Army Active	Hilo	89	152,237					55	72	69.3	0	8	69
Kipapa Ammo Storage Site		Army Active	Waipahu	70	179,462					370	401	69.0			
Makua Mil Reserve		Army Active	Waianae	4	4,873					3,413	4,195	17.3			
Pohakuloa Training Area		Army Active	Hilo	168	271,125					84,816	107,872	282.2	13	107	38
Pupukea Paalaa Uka Mil Road		Army Active	Wahiawa								109	10.8			
Schofield Bks Mil Reserve		Army Active	Wahiawa	442	6,012,634					15,609	18,676	3,788.0	9,820	1,058	1,799
Signal Cable Trunking System		Army Active	Wahiawa	43	9,071					62	201	81.2			
Tripler AMC		Army Active	Honolulu	41	1,877,875					358	367	1,017.9	1,481	1,219	897
TS Waiawa Gulch		Army Guard	Pearl City	9	123,083					19	19	21.4	324	19	3
USA Field Station Kunia		Army Active	Kunia	9	272,040					34	95	123.9	13	0	141
Waianae		Army Active	Waianae	46	46,486	1	637			13	14	16.7	0	0	47
Waikakalaua Ammo Stor Tunnels		Army Active	Mililani	49	104,236					313	314	42.3			
Wheeler Army Airfield		Army Active	Wahiawa	162	1,120,116					1,369	1,370	888.5	2,351	261	278
OTHER SITE(S)¹ : 7				20	89,892					33	23,397	39.0	267	8	3
Hawaii Total:				1,460	13,490,977	1	637	0	0	117,091	168,949	8,902.9	18,466	4,133	5,360
Idaho															
Edgemean TS Mtn Home		Army Guard	Mountain Home	11	60,986					151	151	12.5	45	0	0
OTHER SITE(S)¹ : 11				22	125,701			3	71,598	1,727	1,837	46.9	721	19	0
Idaho Total:				33	186,687	0	0	3	71,598	1,878	1,988	59.4	766	19	0
Illinois															
Charles Melvin Price Spt Ctr		Army Active	Granite City	9	349,219					136	136	46.9			
Col P. Schulstad USARC		Army Reserve	Arlington Hghts	8	231,959					48	48	62.8	914	6	101

¹ US Locations that do not meet criteria of at least ten (10) Acres AND at least \$10M PRV. US Territories and Non-US Locations that do not meet criteria of at least ten (10) Acres OR at least \$10M PRV.

DEPARTMENT OF DEFENSE - Army
Base Structure Report - As of 30 Sept 05

SITE	BRAC 2005	COMPONENT	NAME NEAREST CITY	BUILDINGS						ACRES OWNED	TOTAL ACRES	PRV (\$M)	MIL	CIV	OTHER
				OWNED		LEASED		LICENSE / PERMIT							
				COUNT	SQFT	COUNT	SQFT	COUNT	SQFT						
Fort Dearborn USARC O'Hare		Army Reserve	Chicago	2	37,987					16	16	10.1			
Granite City OMS/Storage		Army Reserve	Granite City	21	155,760					42	42	34.8	552	8	0
Joliet AAP Elwood		Army Active	Joliet	403	1,521,631					3,186	3,186	423.3			
Joliet AAP Kankakee		Army Active	Joliet	28	124,394					1,597	1,597	30.5			
N Riverside (NG Maint Center)		Army Guard	North Riverside	18	184,734					21	21	31.8	850	63	7
North Shore Mem USARC		Army Reserve	Lakeforest	4	47,096					14	14	12.6	257	5	0
Parkhurst USARC/OMS/DS		Army Reserve	Darien	2	87,595					13	13	21.1	495	27	0
Peoria AASF #3		Army Guard	Peoria					19	121,929	46	46	36.7	278	36	0
Rock Island Arsenal	R	Army Active	Rock Island	178	6,359,827			1	48,068	868	871	1,181.3	81	4,207	1,092
Savanna Depot Act		Army Active	Clinton	801	3,390,000					9,113	9,113	792.4	0	4	2
Sheridan Reserve Complex	R	Army Reserve	Highland Park	37	462,145					90	90	102.6	1,573	58	23
USAR Joliet Outdr Tng (Elwood)		Army Reserve	Joliet	23	40,853					3,585	3,585	17.2	120	0	0
OTHER SITE(S)¹ : 26				58	517,799	4	97,570	2	33,380	135	157	148.6	3,107	74	1
Illinois Total:				1,592	13,510,999	4	97,570	22	203,377	18,911	18,935	2,952.6	8,227	4,488	1,226
Indiana															
Camp Atterbury	C	Army Guard	Edinburgh	391	1,268,498					33,139	33,139	453.7	1,043	70	352
Fort Ben Harrison USARC		Army Reserve	Lawrence	25	280,644					138	138	53.0	816	35	1
Fort Benjamin Harrison		Army Active	Indianapolis	2	101,070					78	78	52.8			
Indiana AAP		Army Active	Charlestown	1,209	4,555,658					5,309	6,866	1,121.0			
Jefferson Proving Ground		Army Active	Madison	210	360,050					52,832	52,832	150.5	20	1	0
Lyle J. Thompson USARC		Army Reserve	South Bend	3	57,885					12	12	11.2	120	24	0
Newport Chem Depot	C	Army Active	Terre Haute	228	975,997					7,098	8,498	390.5	1	28	116
OTHER SITE(S)¹ : 19				34	527,625	1	11,644	1,916	7,345,965	1,100	1,120	2,222.9	3,026	725	7
Indiana Total:				2,102	8,127,427	1	11,644	1,916	7,345,965	99,693	102,681	4,455.7	5,026	883	476
Iowa															
Camp Dodge Johnston TS	R	Army Guard	Johnston	30	615,018					2,083	28,847	170.6	2,073	412	515
Des Moines Reserve Complex		Army Reserve	Des Moines	8	162,152					40	40	28.2	921	11	48
Iowa AAP	R	Army Active	Burlington	1,007	4,267,685					19,011	19,011	1,182.1	1	23	12
OTHER SITE(S)¹ : 22				36	354,796	3	34,160	2	20,898	152	192	81.2	2,056	68	0
Iowa Total:				1,081	5,399,651	3	34,160	2	20,898	21,287	48,090	1,462.0	5,051	514	575
Kansas															
Def Ind Plt Eqp Fac		Army Active	Atchison	5	2,585,695					125	125	239.2			
Fort Leavenworth	R	Army Active	Leavenworth	892	8,528,917					5,637	5,637	1,810.0	4,446	1,450	1,449
Fort Riley	R	Army Active	Junction City	1,804	13,621,231	1	3,706			100,652	100,656	3,242.9	9,776	1,827	1,663

¹ US Locations that do not meet criteria of at least ten (10) Acres AND at least \$10M PRV. US Territories and Non-US Locations that do not meet criteria of at least ten (10) Acres OR at least \$10M PRV.

DEPARTMENT OF DEFENSE - Army
Base Structure Report - As of 30 Sept 05

SITE	BRAC 2005	COMPONENT	NAME NEAREST CITY	BUILDINGS				ACRES OWNED	TOTAL ACRES	PRV (\$M)	MIL	CIV	OTHER		
				OWNED		LEASED								LICENSE / PERMIT	
				COUNT	SQFT	COUNT	SQFT							COUNT	SQFT
Kansas AAP	C	Army Active	Parsons	509	2,205,720			13,727	13,835	587.5	0	8	3		
New Century USARC/ASF # 37		Army Reserve	Olathe	3	84,786			16	18	17.8	466	46	0		
Topeka Future		Army Reserve	Topeka	2	47,527			12	12	67.8	408	9	0		
Wichita USARC	R	Army Reserve	Wichita	3	155,043			18	18	25.0	952	209	0		
OTHER SITE(S)¹ : 24				40	317,246	9	67,266	160	239	72.5	1,629	26	6		
Kansas Total:				3,258	27,546,165	10	70,972	0	0	120,347	120,540	6,062.8	17,677	3,575	3,121
<u>Kentucky</u>															
Blue Grass Army Depot	R	Army Active	Richmond	1,095	3,822,652			14,596	14,596	1,004.7	52	589	200		
Brooks-Lawler USARC/AMSA #71		Army Reserve	Newport	7	64,755			15	15	10.6	372	21	0		
Fort Campbell	R	Army Active	Clarksville	522	7,302,143			35,985	36,596	2,622.3	28,663	2,150	2,475		
Fort Knox	R	Army Active	Radcliff	2,064	15,293,749			109,054	109,210	3,423.0	15,969	3,245	2,610		
Louisville Kentucky	C	Army Reserve	Louisville	6	129,377	1	26,560	23	23	28.5	877	28	0		
OTHER SITE(S)¹ : 21				25	199,572	12	87,610	1,374	1,388	60.3	1,950	30	0		
Kentucky Total:				3,719	26,812,248	13	114,170	0	0	161,048	161,829	7,149.5	47,883	6,063	5,285
<u>Louisiana</u>															
Camp Minden		Army Guard	Minden	67	276,709			13,665	13,665	50.2	304	0	243		
England Authority		Army Active	Alexandria			23	140,960		247	25.6					
Fort Polk		Army Active	Leesville	1,204	7,877,875	1	675,224	3	77,412	197,930	198,721	2,960.3	8,211	1,503	1,400
Louisiana AAP		Army Active	Shreveport	573	2,579,945			1,283	1,283	656.9	0	3	235		
OTHER SITE(S)¹ : 14				48	330,830	2	45,414	1	11,800	39	79	86.2	2,725	51	0
Louisiana Total:				1,892	11,065,359	26	861,598	4	89,212	212,917	213,995	3,779.2	11,240	1,557	1,878
<u>Maine</u>															
OTHER SITE(S)¹ : 6				23	133,427			1,244	1,244	28.7	276	15	4		
Maine Total:				23	133,427	0	0	0	0	1,244	1,244	28.7	276	15	4
<u>Maryland</u>															
1Sg Adam S Brandt USARC		Army Reserve	Baltimore	3	52,684			27	27	11.6	623	25	0		
Aberdeen Proving Ground	R	Army Active	Aberdeen	1,929	14,303,710			72,229	72,406	3,066.0	5,492	6,293	1,614		
Blossom Pt Research Facility		Army Active	Washington D C	43	69,734			1,600	1,600	35.9	0	8	0		
Curtis Bay - Baltimore		Army Reserve	Baltimore	3	27,915			18	18	58.0					
Fort Detrick	R	Army Active	Frederick	189	1,973,663			1,143	1,153	1,022.2	1,545	1,434	1,338		
Fort George G Meade	R	Army Active	Baltimore	286	4,550,870			12	64,225	5,067	5,067	2,005.3	9,972	3,527	17,019
Fort Ritchie		Army Active	Waynesboro	238	1,311,450			590	592	210.0	8	0	0		
National Imagery & Mapping Agency	C	Army Active	Bethesda	5	559,439			39	40	101.3					

¹ US Locations that do not meet criteria of at least ten (10) Acres AND at least \$10M PRV. US Territories and Non-US Locations that do not meet criteria of at least ten (10) Acres OR at least \$10M PRV.

DEPARTMENT OF DEFENSE - Army
Base Structure Report - As of 30 Sept 05

SITE	BRAC 2005	COMPONENT	NAME NEAREST CITY	BUILDINGS				ACRES OWNED	TOTAL ACRES	PRV (\$M)	MIL	CIV	OTHER		
				OWNED		LEASED								LICENSE / PERMIT	
				COUNT	SQFT	COUNT	SQFT							COUNT	SQFT
Pvt Henry Costin		Army Guard	Laurel	3	55,747			23	23	10.8	391	4	0		
U.S.A. Adelphi Laboratory Ctr	R	Army Active	Adelphi	30	1,131,049			207	207	285.8	87	831	157		
Walter Reed AMC Forest Glen	R	Army Active	Silver Spring	37	1,333,927			132	132	385.6	293	265	189		
OTHER SITE(S)¹ : 22				51	410,550	2	41,318		158	197	109.4	1,958	24	5	
Maryland Total:				2,817	25,780,738	2	41,318	12	64,225	81,233	81,462	7,302.0	20,369	12,411	20,322
Massachusetts															
94th RRC HQ USARC	C	Army Reserve	Ayer	1	81,206			14	14	17.0	280	59	0		
Cpl G M Craig USARC/AMSA 163		Army Reserve	Brockton	2	66,423			14	14	14.8	280	20	0		
Devens Reserve Forces Tng Area	R	Army Reserve	Ayer	126	1,474,098			5,226	5,226	358.7	2,447	310	42		
MTA Camp Edwards		Army Guard	Bourne	231	965,860			14,712	14,712	353.9	515	44	36		
Soldier Airsystems Center	R	Army Active	Natick	75	857,414			78	78	200.5	91	776	466		
South Boston Support Activity		Army Reserve	Boston	2	583,529			11	11	117.0	321	30	892		
SSC Hudson Housing		Army Active	Hudson	14	50,153			86	134	10.5					
Westover AFRC	C	Army Reserve	Chicopee	2	52,477			12	12	30.4	197	9	4		
OTHER SITE(S)¹ : 17				89	436,973			6	158,097	89	93	130.6	1,622	30	0
Massachusetts Total:				542	4,568,133	0	0	6	158,097	20,242	20,295	1,233.5	5,753	1,278	1,440
Michigan															
CTC Fort Custer Trng Center	R	Army Guard	Battle Creek	127	489,923			7,570	7,570	161.7	522	13	51		
Detroit Arsenal	R	Army Active	Detroit	36	1,571,490	2	7,954	1	20,801	170	170	430.3	150	3,365	689
Dr Mary E Walker Mem USARC		Army Reserve	Walker	2	72,040			14	14	16.8	253	6	0		
Grayling Airfield		Army Guard	Grayling	41	118,125			847	875	100.4					
Sebille Manor FH Michigan		Army Active	Mt Clemens	223	636,533			103	103	103.1					
Southfield USARC		Army Reserve	Southfield	7	94,297			25	26	22.0	640	10	0		
US Army Garrison Selfridge	C	Army Active	Mt Clemens	170	1,052,264			7	64,474	520	520	262.6	168	73	301
OTHER SITE(S)¹ : 18				31	453,759	2	52,537		104	116	115.8	2,904	73	6	
Michigan Total:				637	4,488,431	4	60,491	8	85,275	9,352	9,394	1,212.6	4,637	3,540	1,047
Minnesota															
Arden Hills Army Training Site		Army Guard	Arden Hills	57	137,591			1,496	1,496	34.1	0	33	0		
Arden Hills USARC		Army Reserve	New Brighton	3	143,090			54	54	26.6	554	31	0		
Fort Snelling USARC/AMSA	R	Army Reserve	Minneapolis	6	269,784			47	47	59.3	1,621	385	0		
Twin Cities AAP		Army Active	New Brighton	111	2,844,828			774	793	698.1	1	0	0		
OTHER SITE(S)¹ : 17				32	584,197			68	243	98.5	1,642	45	0		
Minnesota Total:				209	3,979,490	0	0	0	0	2,439	2,633	916.6	3,818	494	0

¹ US Locations that do not meet criteria of at least ten (10) Acres AND at least \$10M PRV. US Territories and Non-US Locations that do not meet criteria of at least ten (10) Acres OR at least \$10M PRV.

DEPARTMENT OF DEFENSE - Army
Base Structure Report - As of 30 Sept 05

SITE	BRAC 2005	COMPONENT	NAME NEAREST CITY	BUILDINGS				ACRES OWNED	TOTAL ACRES	PRV (\$M)	MIL	CIV	OTHER			
				OWNED		LEASED								LICENSE / PERMIT		
				COUNT	SQFT	COUNT	SQFT							COUNT	SQFT	
Mississippi																
BG George A Morris USARC		Army Reserve	Vicksburg	2	75,625			13	13	11.7	225	13	0			
CTA Camp McCain		Army Guard	Elliott	92	367,820			13,014	13,014	105.4	166	19	44			
Mississippi AAP	C	Army Active	Picayune	113	1,668,504			4,214	4,214	320.6	0	3	0			
MTA Camp Shelby		Army Guard	Hattiesburg	30	161,073			124,300	124,300	43.0	1,637	286	1,015			
OTHER SITE(S)¹ : 15				31	348,134	1	15,254	67	105	63.9	2,474	70	0			
Mississippi Total:				268	2,621,156	1	15,254	0	0	141,607	141,646	544.6	4,502	391	1,059	
Missouri																
Belton USARC/AMSA #57		Army Reserve	Richards Gebaur	3	58,161			195	195	10.0	768	26	0			
Fort Leonard Wood	R	Army Active	Waynesville	1,127	9,664,822			62,897	62,911	3,144.0	24,563	2,307	2,197			
Lake City AAP		Army Active	Independence	417	3,170,420			3,935	3,950	856.1	1	24	2			
Lake Of the Ozarks Recreation		Army Active	Camdenton	18	17,139				359	19.5						
MTA Camp Clark Nevada		Army Guard	Nevada	184	229,906			615	615	73.7	40	8	14			
MTA Camp Crowder Neosho		Army Guard	Neosho	63	193,332			4,362	4,362	79.5	0	15	395			
Springfield AFRC/AMSA #54		Army Reserve	Springfield	4	81,899			18	18	15.3	480	4	0			
St Charles USARC		Army Active	St Charles	19	132,927			1,655	1,656	33.6						
St Louis #3/Sverdrup USAR		Army Reserve	St Louis	3	107,973			21	21	22.6	553	44	0			
St Louis #4/Ord Plant		Army Reserve	St Louis	41	82,087			17	17	28.0						
St Louis AAP		Army Active	St Louis	9	137,092			18	18	21.1						
OTHER SITE(S)¹ : 18				22	250,126	10	174,792	4	52,993	52	68	86.2	2,851	33	0	
Missouri Total:				1,910	14,125,884	10	174,792	4	52,993	73,786	74,191	4,389.7	29,256	2,461	2,608	
Montana																
Fort Missoula		Army Guard	Missoula	9	35,444	3	41,545		14	14	12.6	34	0	0		
MTA Fort Wm Henry Harrison		Army Guard	Helena	106	705,151			3,011	4,371	224.3	908	226	107			
MTA Limestone Hills		Army Guard	Townsend					3	9,192		21,360	31.4				
Sgt Ernest Veuve Hall/AMSA #74	C	Army Reserve	Missoula	5	65,353			16	16	13.7	243	1	5			
OTHER SITE(S)¹ : 10				15	109,565	2	14,700		39	44	28.0	351	20	0		
Montana Total:				135	915,513	5	56,245	3	9,192	3,079	25,806	309.9	1,536	247	112	
Nebraska																
Camp Ashland		Army Guard	Ashland	49	198,358			980	980	39.6	309	11	8			
Cornhusker AAP		Army Active	Grand Island	98	597,302			3,428	3,428	208.7	0	1	0			
Greenlief TS	R	Army Guard	Hastings	125	268,093			3,211	3,211	70.4	1	10	4			
Lincoln Airbase		Army Guard	Lincoln					14	223,766		44	44	45.0	1,069	52	2
Mead TS		Army Guard	Mead	8	88,427			1,197	1,197	20.7	1	16	0			

¹ US Locations that do not meet criteria of at least ten (10) Acres AND at least \$10M PRV. US Territories and Non-US Locations that do not meet criteria of at least ten (10) Acres OR at least \$10M PRV.

DEPARTMENT OF DEFENSE - Army
Base Structure Report - As of 30 Sept 05

SITE	BRAC 2005	COMPONENT	NAME NEAREST CITY	BUILDINGS				ACRES OWNED	TOTAL ACRES	PRV (\$M)	MIL	CIV	OTHER		
				OWNED		LEASED								LICENSE / PERMIT	
				COUNT	SQFT	COUNT	SQFT							COUNT	SQFT
OTHER SITE(S)¹ : 14				22	271,883	7	91,862		991	1,012	64.3	1,499	57	0	
Nebraska Total:				302	1,424,063	7	91,862	14	223,766	9,851	9,872	448.7	2,879	147	14
<u>Nevada</u>															
Hawthorne Army Depot		Army Active	Reno	2,519	9,701,951				147,189	147,236	3,300.1	1	30	0	
Nellis AFB		Army Reserve	Las Vegas	3	82,549				22	22	43.7	187	3	0	
OTHER SITE(S)¹ : 3				11	67,385				394	394	15.7	197	2	3	
Nevada Total:				2,533	9,851,885	0	0	0	0	147,605	147,652	3,359.5	385	35	3
<u>New Hampshire</u>															
AFRC, Londonderry		Army Reserve	Manchester	3	135,079				16	49	29.6	847	41	6	
OTHER SITE(S)¹ : 4				10	71,833				27	27	15.4	412	4	2	
New Hampshire Total:				13	206,912	0	0	0	0	43	76	45.0	1,259	45	8
<u>New Jersey</u>															
Caven Point USARC		Army Reserve	Jersey City	9	72,733				25	25	23.1	446	2	0	
Fort Dix	R	Army Reserve	Trenton	1,048	5,786,790				30,638	30,639	2,261.3	3,491	949	1,103	
Fort Monmouth Evans	C	Army Active	Asbury Park	85	375,062				218	253	81.9				
Fort Monmouth Main Post	C	Army Active	Red Bank	425	4,896,340				1,126	1,126	999.6	615	4,427	1,575	
Pedricktown Support Facility		Army Reserve	Penns Grove	45	253,003				86	86	55.3				
Picatinny Arsenal	R	Army Active	Dover	810	3,913,118				5,853	6,493	1,278.0	582	2,837	495	
Sgt J.W. Joyce Kilmer USARC	C	Army Reserve	New Brunswick	3	97,395				24	24	20.9	374	22	0	
OTHER SITE(S)¹ : 7				11	208,572				44	45	46.8	1,320	9	0	
New Jersey Total:				2,436	15,603,013	0	0	0	0	38,013	38,690	4,766.9	6,828	8,246	3,173
<u>New Mexico</u>															
Fort Bliss AAA Ranges	C	Army Active	El Paso	400	1,040,856				995,404	995,404	790.4	71	83	1	
Fort Wingate Depot Activity		Army Active	Gallup	827	1,922,016				16,691	16,691	591.8	0	0	16	
Jenkins AFRC	C	Army Reserve	Albuquerque	8	109,676					12	22.7	1,220	18	0	
White Sands Missile Range		Army Active	Las Cruces	1,149	4,542,525			1	2,400	2,281,558	2,281,659	2,228.3	214	2,178	369
OTHER SITE(S)¹ : 10				25	85,566				11,872	17,084	20.5	329	2	0	
New Mexico Total:				2,409	7,700,639	0	0	1	2,400	3,305,524	3,310,849	3,653.7	1,834	2,281	386
<u>New York</u>															
Amityville AFRC	C	Army Reserve	New York	7	63,708				15	15	17.9	349	2	0	
CW2 Kerry P. Hein USARC		Army Reserve	New York	9	70,915				23	23	20.3	571	3	0	
Ernie Pyle USARC/AMSA #12	R	Army Reserve	New York	10	305,695				36	36	56.1	2,278	286	0	

¹ US Locations that do not meet criteria of at least ten (10) Acres AND at least \$10M PRV. US Territories and Non-US Locations that do not meet criteria of at least ten (10) Acres OR at least \$10M PRV.

DEPARTMENT OF DEFENSE - Army
Base Structure Report - As of 30 Sept 05

SITE	BRAC 2005	COMPONENT	NAME NEAREST CITY	BUILDINGS						ACRES OWNED	TOTAL ACRES	PRV (\$M)	MIL	CIV	OTHER
				OWNED		LEASED		LICENSE / PERMIT							
				COUNT	SQFT	COUNT	SQFT	COUNT	SQFT						
Floyd Wet Site		Army Reserve	Rome	5	10,666					51	51	17.9			
Fort Drum		Army Active	Watertown	1,246	8,104,920	650	3,327,872			107,265	107,648	3,410.1	16,980	1,624	1,419
Fort Hamilton	R	Army Active	New York City	49	951,572					168	168	335.7	844	310	526
Hancock Army Complex		Army Active	Syracuse	4	208,142					12	12	39.3			
MAJ D W Holleder USARC		Army Reserve	Webster	3	65,495					12	12	13.4	522	8	0
NG Youngstown Tng Site		Army Guard	Youngstown	44	66,288					860	860	26.5			
Niagara Falls AFRC	C	Army Reserve	Niagara Falls	13	179,623					22	22	30.2	361	22	0
Orangeburg USARC		Army Reserve	Nyack	7	46,334					20	306	17.3	359	4	0
Seneca Army Depot Activity		Army Active	Geneva	98	2,762,203					2,348	2,348	510.8			
Sgt Horace D Bradt USARC		Army Reserve	Schenectady	5	54,334					12	12	10.9	391	9	0
SSG Federick J. III Jr USARC		Army Reserve	Newburg	6	41,749					153	153	11.2	112	2	0
Staten Island USARC		Army Reserve	Brooklyn	5	122,732					14	14	31.2	560	17	0
Stewart Annex	R	Army Active	New York City	4	68,493					10	10	31.6	11	1	0
Stewart Newburgh USARC	C	Army Reserve	New Windsor	15	117,651					40	40	42.0	161	9	0
Watervliet Arsenal	R	Army Active	Watervliet	65	2,110,962					143	143	399.3	46	748	241
West Point Mil Reservation	R	Army Active	New York City	942	9,424,594	1	19,054			16,081	16,081	2,646.6	6,039	2,186	1,659
OTHER SITE(S)¹ : 29				103	1,032,954					180	194	207.4	4,597	144	0
New York Total:				2,640	25,809,030	651	3,346,926	0	0	127,467	128,149	7,875.7	34,181	5,375	3,845
North Carolina															
Camp Mackall		Army Active	Hoffman	78	154,035					63,197	63,197	71.5			
Fort Bragg	R	Army Active	Fayetteville	1,927	23,080,456	251	406,104	5	57,005	152,843	152,922	6,101.2	45,218	4,115	4,735
Greenville USARC		Army Reserve	Winterville	3	94,044					15	15	15.2			
Military Ocean TML Sunny Point		Army Active	Wilmington	101	259,677					11,275	16,324	503.5	108	233	2
OTHER SITE(S)¹ : 42				85	558,835	7	354,931			1,247,669	1,247,773	125.3	4,003	196	0
North Carolina Total:				2,194	24,147,047	258	761,035	5	57,005	1,474,998	1,480,231	6,816.8	49,329	4,544	4,737
North Dakota															
Grand Forks Armory		Army Guard	Grand Forks	1	82,365					11	11	16.6	522	1	4
Mickelsen Stanley R Sfg Msr		Army Active	Nekoma	12	143,567					432	631	257.8			
Mickelsen Stanley R Sfg Par		Army Active	Mountain	15	375,079			13	26,872	278	295	135.9			
Mickelsen Stanley R Sfg Rsl 1		Army Active	Hampden	1	13,008					41	315	36.1			
Mickelsen Stanley R Sfg Rsl 2		Army Active	Langdon	1	12,865					36	312	36.0			
Mickelsen Stanley R Sfg Rsl 3		Army Active	Mountain	1	12,832					43	315	41.0			
Mickelsen Stanley R Sfg Rsl 4		Army Active	Fairdale	1	13,150					49	318	37.2			
Minot AFRC		Army Guard	Minot	2	129,697					22	22	27.1	242	0	3
OTHER SITE(S)¹ : 4				11	90,982					10	42	18.0	425	16	0

¹ US Locations that do not meet criteria of at least ten (10) Acres AND at least \$10M PRV. US Territories and Non-US Locations that do not meet criteria of at least ten (10) Acres OR at least \$10M PRV.

DEPARTMENT OF DEFENSE - Army
Base Structure Report - As of 30 Sept 05

SITE	BRAC 2005	COMPONENT	NAME NEAREST CITY	BUILDINGS				ACRES OWNED	TOTAL ACRES	PRV (\$M)	MIL	CIV	OTHER		
				OWNED		LEASED								LICENSE / PERMIT	
				COUNT	SQFT	COUNT	SQFT							COUNT	SQFT
North Dakota Total:				45	873,545	0	0	13	26,872	923	2,261	605.7	1,189	17	7
<u>Northern Mariana Islands</u>															
OTHER SITE(S) ¹ : 1				7	7,931					5	5	3.1	109	1	6
Northern Mariana Islands Total:				7	7,931	0	0	0	0	5	5	3.1	109	1	6
<u>Ohio</u>															
83D Div Mem USARC/AMSA		Army Reserve	Columbus	3	156,017					19	19	26.2	1,212	40	1
Cooney USARC/AMSA #165 S-S		Army Reserve	Sandusky	3	19,700					10	10	11.7	130	1	0
Defense Supply Center Columbus	R	Army Active	Columbus	50	4,582,063					529	529	702.0	28	0	36
Fort Hayes Mem USARC	C	Army Reserve	Columbus	12	92,748					15	15	19.3	283	5	0
Kings Mills Mem USARC		Army Reserve	Kings Mills	7	97,696					16	19	14.9	294	16	0
Lima Army Tank Plt		Army Active	Lima	37	1,612,459					369	369	267.9	4	3	41
McConnelsville Training Site		Army Guard	McConnelsville	10	186,176					444	444	36.5	422	10	3
Ravenna AAP		Army Active	Ravenna	189	691,517					1,300	1,300	142.8	0	0	17
Ravenna Tng and Logistics Site		Army Guard	Newton Falls	945	3,464,902					41,357	41,358	795.7	203	16	7
Rickenbacker (MTA)	R	Army Guard	Columbus	26	319,500					126	126	87.9	1,210	65	66
Rickenbacker USARC		Army Reserve	Columbus	1	114,072					31	35	19.8	337	5	0
Toledo Area USAR		Army Reserve	Toledo	2	71,671					27	52	13.7	319	24	0
OTHER SITE(S) ¹ : 40				91	786,217	4	98,676			807	857	163.8	4,033	98	3
Ohio Total:				1,376	12,194,738	4	98,676	0	0	45,050	45,134	2,302.1	8,475	283	174
<u>Oklahoma</u>															
Camp Gruber Training Center		Army Guard	Braggs	166	473,258					33,027	33,027	172.9	31	20	83
Fort Sill	R	Army Active	Lawton	2,007	13,341,564					93,829	93,831	2,943.6	18,688	1,924	2,504
McAlester AAP	R	Army Active	McAlester	2,188	9,663,004					44,964	44,964	2,233.6	14	1,457	321
Regional Trng Inst		Army Guard	Oklahoma City	8	226,598					33	33	38.0	291	2	7
Twaddle AFRC	C	Army Reserve	Oklahoma City	9	151,027						79	26.0	988	37	0
OTHER SITE(S) ¹ : 20				49	391,776			3	39,959	29	77	78.2	2,530	46	5
Oklahoma Total:				4,427	24,247,227	0	0	3	39,959	171,882	172,011	5,492.3	22,542	3,486	2,920
<u>Oregon</u>															
Bend Cotef		Army Guard	Bend	5	83,492					160	160	16.1	0	0	200
Biak Training Center		Army Guard	Redmond	3	28,194					75	75	7.8	0	20	2
Umatilla Chem Depot	C	Army Active	Hermiston	1,214	3,628,494					17,055	19,729	1,230.7	7	393	18
OTHER SITE(S) ¹ : 7				30	119,899					545	548	28.2	638	7	1
Oregon Total:				1,252	3,860,079	0	0	0	0	17,835	20,512	1,282.7	645	420	221

¹ US Locations that do not meet criteria of at least ten (10) Acres AND at least \$10M PRV. US Territories and Non-US Locations that do not meet criteria of at least ten (10) Acres OR at least \$10M PRV.

DEPARTMENT OF DEFENSE - Army
Base Structure Report - As of 30 Sept 05

SITE	BRAC 2005	COMPONENT	NAME NEAREST CITY	BUILDINGS						ACRES OWNED	TOTAL ACRES	PRV (\$M)	MIL	CIV	OTHER
				OWNED		LEASED		LICENSE / PERMIT							
				COUNT	SQFT	COUNT	SQFT	COUNT	SQFT						
Pennsylvania															
Carlisle Barracks		Army Active	Carlisle	397	1,713,331					356	356	307.2	696	561	439
Charles E. Kelly Spt Facility	C	Army Reserve	Pittsburgh	49	244,776					118	125	46.9	355	60	60
Defense Distribution Depot Susq	R	Army Active	New Cumberland	135	6,018,219					848	848	807.3	122	106	152
ECS / AMSA #103 (G)		Army Reserve	Meadville	2	56,181					11	11	14.0	0	47	0
Edgemont USARC / AMSA #31 (G)		Army Reserve	Philadelphia	5	62,376					48	49	20.2	626	18	0
Finleyville NIKE-PI-43		Army Reserve	Elrama	13	44,752					38	128	10.9			
Fort Indiantown Gap		Army Guard	Annville	750	3,481,741						17,222	816.1	3,359	776	642
Fort Mifflin		Army Guard	Philadelphia	9	60,361					28	28	10.8	0	11	0
Fort Ritchie Raven Rock Site		Army Active	Waynesboro	53	476,024					698	716	136.5	13	120	1
Johnstown Aviation Support Fac		Army Reserve	Johnstown	8	203,997						107	77.6	7	2	0
Letterkenny Army Depot	R	Army Active	Chambersburg	1,334	4,883,080	12	455,938			18,622	18,668	1,390.7	3	1,360	576
Neville Island Mnt Sup Fac		Army Reserve	Pittsburgh	17	54,014					15	15	17.1			
North Penn USARC	C	Army Reserve	Norristown	7	54,817					19	19	13.6	262	5	0
Scranton AAP		Army Active	Scranton	7	386,157					15	15	98.9	0	8	4
Tobyhanna Army Depot	R	Army Active	Scranton	138	4,491,533					1,291	1,296	811.0	106	3,705	371
TSGT Vernon McGarity USARC	R	Army Reserve	Pittsburgh	3	151,981					1	36	31.6	900	230	0
OTHER SITE(S)¹ : 72				172	1,522,188	12	215,746			1,122	1,169	359.0	8,316	220	0
Pennsylvania Total:				3,099	23,905,528	24	671,684	0	0	23,229	40,807	4,969.2	14,765	7,229	2,245
Puerto Rico															
1Lt P. Lavergne/Bayamon	C	Army Reserve	Bayamon	4	33,550					7	7	10.2	312	5	0
AMSA #161 (G)		Army Reserve	Guaynabo	2	40,400					7	7	11.3			
CPT E. Rubio Jr./Puerto Nuevo	R	Army Reserve	Puerto Nuevo	6	83,633					63	63	25.3	1,064	59	0
Fort Allen	R	Army Guard	Juana Diaz	102	366,476			1	512	776	776	145.4	864	7	0
Fort Buchanan	R	Army Reserve	Guaynabo	379	1,992,097					746	746	673.6	1,996	668	1,184
LTC H.G. Pesquera/Ft Allen		Army Reserve	Juana Diaz	4	102,399					40	40	27.8	530	61	0
MTA Camp Santiago		Army Guard	Salinas	360	765,217			3	45,000	11,930	11,930	273.3	507	3	92
Ramey USARC/Aquadilla	R	Army Reserve	Aguadilla	5	67,490					59	59	16.9	611	6	0
Roosevelt Rds Nav Sta USARC	R	Army Reserve	Ceiba	4	56,325					3	3	14.8	519	4	0
OTHER SITE(S)¹ : 6				20	92,826					19	19	28.0	575	7	0
Puerto Rico Total:				886	3,600,413	0	0	4	45,512	13,651	13,651	1,226.6	6,978	820	1,276
Rhode Island															
Camp Fogarty Tng Site		Army Guard	East Greenwich	29	120,883					374	374	39.3	929	8	0
Davisville Family Hsg		Army Reserve	Davisville	21	106,278					14	14	11.1			
OTHER SITE(S)¹ : 8				29	208,172					146	147	47.1	1,242	29	0

¹ US Locations that do not meet criteria of at least ten (10) Acres AND at least \$10M PRV. US Territories and Non-US Locations that do not meet criteria of at least ten (10) Acres OR at least \$10M PRV.

DEPARTMENT OF DEFENSE - Army
Base Structure Report - As of 30 Sept 05

SITE	BRAC 2005	COMPONENT	NAME NEAREST CITY	BUILDINGS				ACRES OWNED	TOTAL ACRES	PRV (\$M)	MIL	CIV	OTHER		
				OWNED		LEASED								LICENSE / PERMIT	
				COUNT	SQFT	COUNT	SQFT							COUNT	SQFT
Rhode Island Total:				79	435,333	0	0	0	0	535	535	97.6	2,171	37	0
South Carolina															
Fort Jackson	R	Army Active	Columbia	1,177	10,468,975			6	33,100	52,301	52,301	2,136.1	29,448	1,726	2,454
MTA Clarks Hill Reservation		Army Guard	Plum Branch	39	45,247					735	735	11.8			
North Charleston USARC/AMSA #121		Army Reserve	Goose Creek	2	77,378						16	13.4			
OTHER SITE(S)¹ : 14				38	264,166	2	31,100			70	93	51.3	2,460	83	0
South Carolina Total:				1,256	10,855,766	2	31,100	6	33,100	53,106	53,145	2,212.6	31,908	1,809	2,454
South Dakota															
OTHER SITE(S)¹ : 5				6	67,037	2	41,812			13	18	18.6	345	3	0
South Dakota Total:				6	67,037	2	41,812	0	0	13	18	18.6	345	3	0
Tennessee															
Fort Campbell	R	Army Active	Clarksville	692	5,689,045					68,567	68,604	1,726.2	0	17	0
Holston AAP	R	Army Active	Kingsport	436	2,334,612					6,024	6,117	627.0	1	19	225
Lyell AFRC/AMSA #153(G)		Army Reserve	Nashville	6	103,470					14	14	16.1	832	30	0
Milan AAP	R	Army Active	Milan	1,473	3,829,633					22,357	22,357	1,074.2	1	21	2
NSA Memphis USARC		Army Reserve	Millington	2	4,540			5	127,068		20	21.0	868	9	0
Volunteer AAP	R	Army Active	Chattanooga	3	55,191					385	385	34.2	0	0	315
VTS Milan		Army Guard	Milan	76	229,426					2,568	2,568	48.7	97	14	6
VTS Smyrna		Army Guard	Smyrna	51	515,316					830	830	117.6	766	193	300
OTHER SITE(S)¹ : 13				92	4,144,803	1	33,735			488	502	476.8	1,801	67	0
Tennessee Total:				2,831	16,906,036	1	33,735	5	127,068	101,234	101,397	4,141.7	4,366	370	848
Texas															
Addicks (New)		Army Guard	Houston	3	80,915					26	26	13.0	564	8	0
Austin Mem AFRC		Army Reserve	Austin	3	72,525					11	13	12.3	898	18	0
Camp Bullis	R	Army Active	Leon Springs	248	347,342					27,993	27,993	114.6	813	2	36
Camp Swift		Army Guard	Bastrop	84	209,930					11,659	11,659	52.2	59	6	5
Conroe USARC/ASF 62		Army Reserve	Conroe	5	105,143						44	36.9	455	73	0
Fort Bliss	R	Army Active	El Paso	1,035	10,985,915	300	556,313	2	3,826	122,127	122,127	3,886.0	11,930	2,276	3,138
Fort Hood	R	Army Active	Killeen	1,892	18,951,296	320	1,088,107			214,778	214,778	5,463.3	45,192	3,559	5,380
Fort Sam Houston	R	Army Active	San Antonio	360	9,334,337					3,106	3,106	2,004.7	13,648	4,328	2,515
Fort Wolters		Army Guard	Mineral Wells	50	102,333					3,989	3,989	36.5	134	7	139
Grand Prairie Reserve Complex	R	Army Reserve	Grand Prairie	30	352,130					68	68	57.9	1,551	12	0
Houston USARC #2	C	Army Reserve	Houston	4	70,209					12	12	11.0	662	28	0

¹ US Locations that do not meet criteria of at least ten (10) Acres AND at least \$10M PRV. US Territories and Non-US Locations that do not meet criteria of at least ten (10) Acres OR at least \$10M PRV.

DEPARTMENT OF DEFENSE - Army
Base Structure Report - As of 30 Sept 05

SITE	BRAC 2005	COMPONENT	NAME NEAREST CITY	BUILDINGS						ACRES OWNED	TOTAL ACRES	PRV (\$M)	MIL	CIV	OTHER
				OWNED		LEASED		LICENSE / PERMIT							
				COUNT	SQFT	COUNT	SQFT	COUNT	SQFT						
Lone Star AAP	C	Army Active	Texarkana	876	3,264,503					15,699	15,699	841.3	1	18	0
Longhorn AAP		Army Active	Marshall	372	1,082,118					8,492	8,493	258.6			
Red River Army Depot	R	Army Active	Texarkana	1,125	7,555,228	18	173,594			18,316	18,316	1,558.5	144	1,894	1,838
Saginaw		Army Guard	Saginaw	25	388,509					149	149	65.9	0	58	148
Seagoville USARC		Army Reserve	Seagoville	9	128,840					206	206	32.4	972	48	0
Stanley Camp Stor Actv		Army Active	San Antonio	185	679,549					4,000	4,000	150.5	1	96	17
Temple		Army Guard	Temple	6	63,841					20	20	16.1	375	7	0
OTHER SITE(S)¹ : 52				170	962,374	11	90,798	62	2,393,465	6,136	6,211	651.0	6,662	3,519	709
Texas Total:				6,482	54,737,037	649	1,908,812	64	2,397,291	436,786	436,908	15,262.7	84,061	15,957	13,925
Utah															
Deseret Chemical Depot	C	Army Active	Tooele	324	1,371,162					19,362	19,364	442.3	1	305	4
Dugway Proving Ground		Army Active	Salt Lake	613	2,328,407	1	2,880			798,214	798,214	1,215.6	26	583	167
Fort Douglas AFRC Complex	R	Army Reserve	Salt Lake City	21	403,097	3	20,290			54	54	83.1	1,491	140	17
Green River Test Complex		Army Active	Green River	24	47,704					1,619	3,628	41.7			
MTA-L Camp Williams		Army Guard	Riverton	2	420					18,506	18,506	0.8	1,685	15	270
Ogden Maintenance Center 269		Army Reserve	Ogden	4	132,173					12	12	24.0	216	1	0
Ogden Storage Facility 11-C		Army Reserve	Ogden	1	281,700					28	28	36.8			
Tooele Army Depot	R	Army Active	Tooele	1,086	2,745,998	26	673,165	1	4,617	23,367	23,914	1,595.7	24	502	78
OTHER SITE(S)¹ : 10				28	231,440	1	10,440	8	60,953	244	258	64.9	1,103	53	0
Utah Total:				2,103	7,542,101	31	706,775	9	65,570	861,405	863,978	3,504.8	4,546	1,599	536
Vermont															
NG Ethan Allen AFB MTA		Army Guard	Colchester	37	217,216			3	616	667	667	48.3	428	80	13
South Burlington		Army Guard	South Burlington	2	4,360	2	61,214			14	14	14.6	30	0	0
TS Ethan Allen Range		Army Guard	Jericho	57	261,588					11,219	11,219	82.8	499	11	20
OTHER SITE(S)¹ : 6				8	58,322	2	19,120	3	115,074	18	22	32.2	484	5	0
Vermont Total:				104	541,486	4	80,334	6	115,690	11,918	11,922	177.9	1,441	96	33
Virginia															
AASF Byrd Field		Army Guard	Sandston	9	94,120					92	92	34.7	401	90	0
Arlington National Cemetery		Army Active	Arlington	27	165,944					625	625	58.9	1	0	102
Army Guard Readiness Center	R	Army Guard	Arlington	3	263,710					15	15	56.5	461	278	989
Big Bethel Reservoir		Army Active	Hampton	12	35,293					454	499	164.6			
Camp Pendleton SMR		Army Guard	Virginia Beach							28	28				
Def Gen Supply Center	R	Army Active	Richmond	95	5,944,262	1	9,360			605	633	750.4	187	122	71
Fort A P Hill		Army Active	Bowling Green	481	1,118,605					75,794	75,905	540.4	515	253	247

¹ US Locations that do not meet criteria of at least ten (10) Acres AND at least \$10M PRV. US Territories and Non-US Locations that do not meet criteria of at least ten (10) Acres OR at least \$10M PRV.

DEPARTMENT OF DEFENSE - Army
Base Structure Report - As of 30 Sept 05

SITE	BRAC 2005	COMPONENT	NAME NEAREST CITY	BUILDINGS				ACRES OWNED	TOTAL ACRES	PRV (\$M)	MIL	CIV	OTHER		
				OWNED		LEASED								LICENSE / PERMIT	
				COUNT	SQFT	COUNT	SQFT							COUNT	SQFT
Fort Belvoir	R	Army Active	Alexandria	512	7,991,811			8,662	8,662	2,371.6	4,337	4,665	7,627		
Fort Eustis	R	Army Active	Newport News	422	5,313,740			8,227	8,228	1,373.8	8,156	2,311	1,445		
Fort Lee	R	Army Active	Petersburg	959	7,516,924			5,772	5,850	1,368.3	9,214	1,639	1,635		
Fort Monroe	C	Army Active	Hampton	271	2,013,709			570	570	385.5	968	1,738	429		
Fort Myer	R	Army Active	Arlington	160	2,368,828			243	243	476.3	1,798	594	724		
Fort Pickett ARNG MTC		Army Guard	Blackstone	552	2,358,678			42,273	42,276	967.2	1,077	204	377		
Fort Story	R	Army Active	Norfolk	210	994,054	3	4,292	1,446	1,451	315.1	1,138	22	195		
Radford AAP		Army Active	Radford	1,125	4,098,726			6,883	6,901	1,356.9	5	98	3		
Rivanna Station	R	Army Active	Charlottesville	1	260,000			29	29	52.8	100	646	32		
Sandston Armory		Army Guard	Sandston	5	70,090			29	29	12.6	153	16	0		
OTHER SITE(S)¹ : 22				44	402,675	2	12,385	1	13,548	210	217	81.8	2,620	82	0
Virginia Total:				4,888	41,011,168	6	26,037	1	13,548	151,956	152,252	10,367.3	31,131	12,758	13,876
<u>Washington</u>															
AMSA 137 (Marine)		Army Reserve	Tacoma	1	66,597					11	20.5	517	21	0	
Bonneville Camp		Army Active	Vancouver	51	58,194			3,020	3,840	21.0					
Camp Murray		Army Guard	Tacoma	25	147,397				3	39.0	2,070	235	304		
Fort Lawton USAR Complex	C	Army Reserve	Seattle	11	191,077			58	58	41.8	933	91	0		
Fort Lewis	R	Army Active	Tacoma	1,604	15,959,968	3	61	1	6,000	84,358	86,042	5,428.1	27,424	3,173	3,284
Kent		Army Guard	Kent	8	86,035			15	15	15.7	516	7	2		
SSG Joe R Hooper USARC		Army Reserve	Bothell	7	101,749			42	42	23.8	254	7	0		
Vancouver Barracks	C	Army Reserve	Vancouver	49	381,760			53	53	74.8	949	47	0		
Yakima Training Center	R	Army Active	Yakima	196	792,309			323,249	323,426	615.8	355	18	79		
OTHER SITE(S)¹ : 15				35	224,594			395	222,879	48.6	1,186	33	0		
Washington Total:				1,987	18,009,680	3	61	1	6,000	411,190	636,368	6,329.2	34,204	3,632	3,669
<u>West Virginia</u>															
Big Bend USARC / OMS		Army Reserve	Grantsville	2	19,244			13	13	20.2	37	1	0		
Charleston AFRC / AMSA #107		Army Reserve	South Charleston	2	71,150			12	12	13.2	291	28	0		
Eleanor		Army Guard	Red House	1	172,800			47	47	16.4	158	5	1		
OTHER SITE(S)¹ : 29				71	677,066			656	747	150.1	2,560	115	718		
West Virginia Total:				76	940,260	0	0	0	0	727	819	199.9	3,046	149	719
<u>Wisconsin</u>															
Badger AAP		Army Active	Baraboo	1,295	3,838,145			7,354	7,378	1,079.2					
Denis J. Murphy USARC/AMSA/OMS		Army Reserve	Green Bay	2	58,023			15	15	12.4	355	22	0		
Fort McCoy	R	Army Reserve	Sparta	1,198	5,846,802	81	162,670			127,190	127,730	1,639.5	1,499	1,066	616

¹ US Locations that do not meet criteria of at least ten (10) Acres AND at least \$10M PRV. US Territories and Non-US Locations that do not meet criteria of at least ten (10) Acres OR at least \$10M PRV.

DEPARTMENT OF DEFENSE - Army
Base Structure Report - As of 30 Sept 05

SITE	BRAC 2005	COMPONENT	NAME NEAREST CITY	BUILDINGS						ACRES OWNED	TOTAL ACRES	PRV (\$M)	MIL	CIV	OTHER
				OWNED		LEASED		LICENSE / PERMIT							
				COUNT	SQFT	COUNT	SQFT	COUNT	SQFT						
West Silver Spring Complex		Army Reserve	Milwaukee	24	322,414					127	127	66.2	1,312	34	4
OTHER SITE(S)¹ : 29				44	353,542	12	97,072	2	10,341	116	172	94.9	2,592	59	3
			Wisconsin Total:	2,563	10,418,926	93	259,742	2	10,341	134,801	135,421	2,892.1	5,758	1,181	623
Wyoming															
OTHER SITE(S)¹ : 5				1	27,379	2	22,695			8,897	8,899	10.2	270	19	3
			Wyoming Total:	1	27,379	2	22,695	0	0	8,897	8,899	10.2	270	19	3
			US/US Territories Total:	93,203	654,820,788	2,072	11,246,225	2,393	12,380,599	14,633,854	15,188,596	192,365.3	717,244	153,640	128,358

¹ US Locations that do not meet criteria of at least ten (10) Acres AND at least \$10M PRV. US Territories and Non-US Locations that do not meet criteria of at least ten (10) Acres OR at least \$10M PRV.

DEPARTMENT OF DEFENSE - Army
Base Structure Report - As of 30 Sept 05

SITE	BRAC 2005	COMPONENT	NAME NEAREST CITY	BUILDINGS						ACRES OWNED	TOTAL ACRES	PRV (\$M)	MIL	CIV	OTHER
				OWNED		LEASED		LICENSE / PERMIT							
				COUNT	SQFT	COUNT	SQFT	COUNT	SQFT						
Belgium															
Brussels		Army Active	Brussels			19	176,867				6	32.9	122	72	385
Chateau Gendebien		Army Active	Mons	1	354	1	4,453	4	21,842		20	4.9	20	0	0
Chievres AB		Army Active	Ath	41	154,629			35	300,021		1,012	402.3	53	16	345
Daumerie Caserne		Army Active	Ath	5	1,938			29	223,011		26	56.0	88	105	112
Mons		Army Active	Mons	1	7,112	67	528,642			1	34	58.9			
SHAPE Headquarters		Army Active	Mons	3	39,536	2	4,202	36	516,072			119.0	886	136	331
Sterrebeek Dependent School		Army Active	Sterrebeek	9	87,236					16	16	23.1	14	4	53
OTHER SITE(S)¹ : 3				1	151	30	61,678	6	9,757		7	8.4	90	0	2
Belgium Total:				61	290,956	119	775,842	110	1,070,703	17	1,120	705.5	1,273	333	1,228
Germany															
AG Pub and Tng Aids Ctr		Army Active	Frankfurt Main					6	358,848		10	57.4	0	0	18
Alvin York VII Fam Hsg		Army Active	Bad Nauheim	23	670,561						23	91.0	0	0	44
Amberg Fam Hsg		Army Active	Amberg	1	268			9	263,238		8	28.9			
Amelia Earhart Hotel		Army Active	Wiesbaden	1	155			1	216,207		6	48.2	4	262	168
American Arms Hotel		Army Active	Wiesbaden					4	292,126		5	66.5	12	2	383
Anderson Barracks		Army Active	Dexheim	35	160,896			20	230,760		105	133.9	924	2	3
Ansbach		Army Active	Ansbach			112	521,964				11	54.2			
Argonner Kaserne		Army Active	Hanau	6	140,679			27	659,157		51	136.9	0	0	158
Armstrong Barracks		Army Active	Buedingen	9	27,972			27	446,149		59	136.7	764	8	53
Armstrong Village Fam Hsg		Army Active	Buedingen	3	9,087			14	362,555		16	50.2	0	0	29
Artillery Kaserne		Army Active	Garmisch	5	1,362			34	506,572		37	118.6	27	38	592
Aschaffenburg Fam Hsg		Army Active	Aschaffenburg					18	429,039		40	51.4	0	1	4
Aschaffenburg Tng Areas 8		Army Active	Aschaffenburg	11	18,192			23	34,592		3,456	20.0			
Askren Manor Fam Hsg		Army Active	Schweinfurt	5	25,907			60	1,479,974		73	226.3	0	38	172
Aukamm Hsg Area		Army Active	Wiesbaden	3	50,267			111	1,283,045		93	193.7	0	0	23
Babenhausen Family Hsg		Army Active	Babenhausen	70	168,525			22	572,836		40	95.7	0	0	27
Babenhausen Kaserne		Army Active	Babenhausen	39	361,071			69	676,462		327	256.7	830	48	63
Bamberg		Army Active	Bamberg			189	875,248				26	91.0			
Bamberg Airfield		Army Active	Bamberg	3	9,800			5	6,544		220	22.5			
Bamberg Stor & Range Area		Army Active	Bamberg	9	12,110			31	141,928		171	47.8	61	0	0
Barton Barracks		Army Active	Ansbach	4	63,703			28	408,327		33	123.5	126	121	130
Baumholder		Army Active	Baumholder			90	491,542				0	51.6	22	0	0
Baumholder Airfield		Army Active	Baumholder	3	10,412			1	1,590		47	11.0	0	2	0
Baumholder Fam Hsg		Army Active	Baumholder	11	23,946			68	2,249,185		94	303.8	0	2	86
Baumholder Hospital		Army Active	Baumholder	3	26,735			12	187,344		13	55.6	58	21	28
Baumholder Qm Area		Army Active	Baumholder	17	36,994			29	359,561		60	72.7	6	4	13

¹ US Locations that do not meet criteria of at least ten (10) Acres AND at least \$10M PRV. US Territories and Non-US Locations that do not meet criteria of at least ten (10) Acres OR at least \$10M PRV.

DEPARTMENT OF DEFENSE - Army
Base Structure Report - As of 30 Sept 05

SITE	BRAC 2005	COMPONENT	NAME NEAREST CITY	BUILDINGS						ACRES OWNED	TOTAL ACRES	PRV (\$M)	MIL	CIV	OTHER
				OWNED		LEASED		LICENSE / PERMIT							
				COUNT	SQFT	COUNT	SQFT	COUNT	SQFT						
Benjamin Franklin VII Fam Hsg		Army Active	Mannheim	37	189,714			185	4,391,010		217	639.5	82	44	649
Bensheim Maint and Supply Fac		Army Active	Bensheim					1	82,844		8	12.1	0	1	5
Bleidorn Fam Hsg		Army Active	Ansbach	6	35,580			26	662,520		35	97.5	0	6	2
Boeblingen Fam Hsg		Army Active	Stuttgart	3	13,883			22	515,887		22	79.3	0	0	42
Boeblingen Range		Army Active	Stuttgart	1	2,202			5	6,458		18	7.5	0	1	4
Boeblingen Tng Area		Army Active	Stuttgart	9	9,353			40	34,008		1,443	28.1	7	3	1
Breitenau Skeet Range		Army Active	Garmisch					1	4,439		50	0.7			
Breitenwald Tng Area		Army Active	Landstuhl	6	6,634			2	1,045		127	2.8	0	3	4
Bremerhaven		Army Active	Bremerhaven	7	51,785							13.8	7	3	34
Buedingen Ammo Area		Army Active	Beudingen	10	26,847						10	28.0			
Buedingen Army Heliport		Army Active	Beudingen	5	15,752						29	32.7			
Butzbach Tng Area & Range		Army Active	Butzbach	3	3,248						160	8.7	0	0	1
Cambrai Fritsch Kaserne		Army Active	Darmstadt	17	23,262			41	966,166		66	242.2	852	178	252
Camp Oppenheim Tng Area		Army Active	Guntersblum								132	0.3			
Campbell Barracks		Army Active	Heidelberg	20	55,694			28	858,448		42	253.2	1,258	461	211
Campo Pond Tng Area		Army Active	Hanau	18	20,194						249	11.8	0	3	3
Cardwell Village Fam Hsg		Army Active	Hanau					13	267,469		10	41.1			
Coleman Barracks		Army Active	Mannheim	67	233,965			148	1,678,217		554	577.8	1,401	76	341
Coleman Village Fam Hsg		Army Active	Gelnhausen	7	77,276			22	830,845		31	127.1	0	0	48
Conn Barracks		Army Active	Schweinfurt	105	784,205			44	1,285,308		502	557.6	2,697	32	235
Crestview Hsg Area		Army Active	Wiesbaden					64	1,106,432		33	129.5			
Daenner Kaserne		Army Active	Kaiserslautern	6	29,374			15	368,881		24	88.1	156	59	1,032
Daley Village Fam Hsg		Army Active	Bad Kissingen	1	7,402			18	464,028		23	64.5			
Darmstadt Training Center		Army Active	Darmstadt	14	58,354			4	43,735		125	33.7	438	71	87
Dautphe Boy Scout Camp		Army Active	Dautphe	18	4,339			12	12,933		182	8.4			
Dexheim Fam Hsg		Army Active	Dexheim	41	197,054			14	266,085		32	73.4			
Dexheim Missile Fac		Army Active	Dexheim	20	17,252						40	71.5			
East Camp Grafenwoehr		Army Active	Hof	394	608,426			594	3,552,527		2,698	1,136.0	1,479	273	1,404
Echterdingen Airfield		Army Active	Stuttgart	11	24,734			16	161,505		54	68.1	39	17	50
Edingen Radio Receiver Fac		Army Active	Heidelberg	1	155			1	3,101		45	1.8			
Egelsbach Transmitter Fac		Army Active	Langen	1	2,299			4	6,654		76	4.4			
Ernst Ludwig Kaserne		Army Active	Darmstadt					2	30,287		13	10.7	0	0	1
Faulenberg Kaserne		Army Active		6	4,777			23	491,715		24	105.9	61	107	116
Finthen Airfield		Army Active	Mainz	17	11,081			1	855		108	8.3			
Fintherlandstr Fam Hsg		Army Active	Mainz					18	190,855		9	23.2			
Fliegerhorst Airfield Kaserne		Army Active	Hanau	49	268,347			69	1,733,234		623	599.7	1,146	39	128
Flynn Fam Hsg & Tng Areas		Army Active	Bamberg	74	253,801			57	1,391,776		2,619	271.5	0	0	119
Freihoelser Tng Area		Army Active	Amberg	11	11,422						339	11.9			

¹ US Locations that do not meet criteria of at least ten (10) Acres AND at least \$10M PRV. US Territories and Non-US Locations that do not meet criteria of at least ten (10) Acres OR at least \$10M PRV.

DEPARTMENT OF DEFENSE - Army
Base Structure Report - As of 30 Sept 05

SITE	BRAC 2005	COMPONENT	NAME NEAREST CITY	BUILDINGS						ACRES OWNED	TOTAL ACRES	PRV (\$M)	MIL	CIV	OTHER
				OWNED		LEASED		LICENSE / PERMIT							
				COUNT	SQFT	COUNT	SQFT	COUNT	SQFT						
Friedberg Tng & Stor Area		Army Active	Friedberg	13	23,350					9,293	15.0	22	0	0	
Friedrichsfeld QM Service Ctr		Army Active	Mannheim	11	5,100			5	209,163	40	54.0	1	26	49	
Friedrichsfeld Stor Area		Army Active	Mannheim	2	276			3	61,178	17	9.7	0	5	20	
Funari Barracks		Army Active	Mannheim	8	32,275			18	319,284	27	81.4	170	245	141	
Garmisch Fam Hsg		Army Active	Garmisch	5	2,448			20	342,798	83	58.3	0	13	42	
Garmisch Golf Course		Army Active	Garmisch	8	8,141			1	3,321	72	8.0				
Gelnhausen		Army Active	Gelnhausen			7	161,988				16.9				
General Abrams Hotel & Disp		Army Active	Garmisch					11	217,831	11	51.8				
General Patton Hotel		Army Active	Garmisch					1	67,190	2	15.8				
George C Marshall Vil Fam Hsg		Army Active	Giessen	3	1,509			31	772,290	42	102.6				
Germersheim Army Depot		Army Active	Germersheim	117	1,383,485			1	512	454	436.5	21	3	577	
Giebelstadt		Army Active	Giebelstadt			110	546,031			0	56.2	12	0	0	
Giebelstadt Army Airfield		Army Active	Wuerzburg	43	453,359			29	444,280	635	298.3	1,738	42	205	
Giessen		Army Active	Giessen			2	96,339				23.1				
Giessen Community Facilities		Army Active	Giessen	9	72,369			1	3,756	18	19.6	0	0	59	
Giessen General Depot		Army Active	Giessen	89	776,593			99	2,339,897	541	649.8	1,299	210	883	
Grafenwoehr		Army Active	Grafenwoehr			376	1,228,477			34	125.8	17	0	0	
Grafenwoehr Tng Area		Army Active		556	359,551			12	11,852	51,685	652.0	1	0	1	
Griesheim Airfield		Army Active	Darmstadt	25	46,525			20	239,427	73	65.2	11	0	155	
Grossauheim Kaserne		Army Active	Grossauheim	10	118,846			21	620,358	45	215.4	548	11	45	
Gruenstadt AAFES Fac		Army Active	Ma	9	50,006			13	422,882	18	114.3	0	0	327	
Gruenstadt Comm Sta		Army Active	Ma	1	533					65	6.4				
Hainerberg Hsg and Shop Ctr		Army Active	Wiesbaden	20	91,008			99	2,534,618	165	368.0	0	33	611	
Hammonds Barracks		Army Active	Heidelberg	1	229			9	255,408	17	74.0	25	300	275	
Hanau		Army Active	Hanau			7	202,272				21.1	9	0	0	
Harvey Barracks		Army Active		58	579,513			85	997,057	592	466.0	1,618	95	479	
Hausberg Ski Area		Army Active	Garmisch	2	8,461					30	1.0				
Heidelberg		Army Active	Heidelberg			112	302,842				31.6	80	2	0	
Heidelberg Army Heliport		Army Active	Heidelberg	10	16,133			8	49,551	45	50.3	8	1	61	
Heidelberg Community Sup Ctr		Army Active	Heidelberg	23	61,048			13	364,974	27	85.8	25	68	562	
Heidelberg Golf Course		Army Active	Heidelberg	12	17,727					125	17.5	0	0	34	
Heidelberg Hospital		Army Active	Heidelberg	5	1,737			24	515,664	23	172.9	695	165	143	
Hill 365 Radio Relay Fac		Army Active	Kaiserslautern	4	814			1	3,948	17	2.9				
Hohe Warte LTA		Army Active	Giessen	20	67,645					166	14.9				
Hohenfels		Army Active	Hohenfels			592	1,357,880			1	141.6	4	1	0	
Hohenfels Tng Area		Army Active	Hohenfels	624	1,443,801			364	1,791,658	40,024	1,121.5	1,489	207	850	
Hommertshausen Girl Scout Camp		Army Active	Hommertshausen	22	10,478					84	4.1				
Hoppstaeden Waterworks		Army Active	Baumholder	2	3,085			2	21,854	22	53.2	0	0	12	

¹ US Locations that do not meet criteria of at least ten (10) Acres AND at least \$10M PRV. US Territories and Non-US Locations that do not meet criteria of at least ten (10) Acres OR at least \$10M PRV.

DEPARTMENT OF DEFENSE - Army
Base Structure Report - As of 30 Sept 05

SITE	BRAC 2005	COMPONENT	NAME NEAREST CITY	BUILDINGS						ACRES OWNED	TOTAL ACRES	PRV (\$M)	MIL	CIV	OTHER
				OWNED		LEASED		LICENSE / PERMIT							
				COUNT	SQFT	COUNT	SQFT	COUNT	SQFT						
Husterhoeh Kaserne		Army Active	Pirmasens	28	504,765			27	546,235		126	178.4	38	21	433
Hutier Kaserne		Army Active	Hanau	8	157,192			10	347,350		55	153.9	426	35	12
Idar Oberstein Fam Hsg		Army Active	Idar-Oberstein	3	363			15	446,248		27	52.8			
Illesheim		Army Active	Illesheim			95	274,165				4	28.7	7	0	0
Jefferson Village Fam Hsg		Army Active	Darmstadt	6	582			12	352,679		23	63.3	51	15	49
John F Dulles Village Fam Hsg		Army Active	Giessen	1	161			15	419,853		22	56.2	0	0	1
Kaiserslautern		Army Active	Kaiserslautern	1	44,485					0	465	17.2			
Kaiserslautern Army Depot		Army Active	Kaiserslautern	82	757,075			66	928,780		635	397.5	7	10	90
Kaiserslautern Equip Spt Ctr		Army Active	Kaiserslautern	9	33,939			20	180,856		51	46.4	11	1	134
Kastel Hsg Area		Army Active	Wiesbaden	5	16,133			11	373,960		28	69.1			
Katterbach Kaserne		Army Active	Ansbach	33	185,453			102	2,538,915		409	656.2	1,636	84	566
Kefurt & Craig Village Fam Hsg		Army Active	Stuttgart					40	1,047,695		38	135.7	0	0	4
Kelley Barracks-Ger-GE44E		Army Active	Darmstadt	27	256,720			15	392,008		119	167.9	1,069	0	13
Kelley Barracks-Ger-GE44F		Army Active	Stuttgart	23	92,790			29	708,885		72	189.2	38	235	375
Kilbourne Kaserne		Army Active	Heidelberg	8	10,576			17	86,715		13	26.8	155	114	3
Kitzingen		Army Active	Kitzingen			162	614,130	1	2,907			63.8			
Kitzingen Family Hsg		Army Active		52	271,016			36	1,081,268		80	200.7	0	6	162
Kitzingen Tng Areas		Army Active		1	4,951			1	1,925		2,827	18.7			
Kleber Kaserne		Army Active	Kaiserslautern	20	257,126			32	832,146		77	270.7	554	204	640
Kornwestheim Golf Course		Army Active	Stuttgart	4	21,936			1	435		320	13.7	0	0	28
Lampertheim Tng Area		Army Active	Viernheim	4	722			1	864		4,128	24.0			
Landstuhl Heliport		Army Active	Landstuhl	23	74,948						113	45.8	180	23	0
Landstuhl Hospital		Army Active	Landstuhl	44	221,616			67	1,179,337		165	437.3	954	357	397
Langen Terrace Fam Hsg Area		Army Active	Langen	11	15,195			15	285,521		16	40.7	0	3	0
Larson Barracks		Army Active	Kitzingen	67	625,432			47	923,242		654	408.8	1,268	39	147
Ledward Barracks		Army Active	Schweinfurt	68	232,515			49	1,383,408		161	396.4	1,914	92	687
Leighton Barracks		Army Active		67	510,213			118	2,477,899		333	558.3	842	177	1,076
Lincoln Village Fam Hsg		Army Active	Darmstadt	47	141,998			38	1,242,489		64	193.9	0	22	93
Mainz		Army Active	Mainz			2	5,519	2	11,270		120	2.0	2	0	0
Mainz-Kastel Station		Army Active	Wiesbaden	5	18,670			27	751,854		58	148.2	94	23	407
Mannheim		Army Active	Mannheim			1	6,713				12	1.7	102	0	0
Mannheim Class III Point		Army Active	Mannheim	6	13,526			6	17,532		28	24.9			
Mark Twain Village Fam Hsg		Army Active	Heidelberg	8	28,637			69	2,038,192		75	337.2	198	267	426
McArthur Place Fam Hsg		Army Active	Friedberg	1	2,294			13	190,865		10	26.7			
McCully Barracks		Army Active	Mainz	19	229,884			40	381,832		74	168.6	370	6	59
Messel Small Arms Range		Army Active	Darmstadt	6	5,754			2	752		52	8.4			
Miesau Ammo Depot		Army Active	Miesau	104	827,313			501	1,532,386		2,326	669.2	603	41	129
Moehringen Fam Hsg		Army Active	Stuttgart					30	390,134		32	46.3	0	0	1

¹ US Locations that do not meet criteria of at least ten (10) Acres AND at least \$10M PRV. US Territories and Non-US Locations that do not meet criteria of at least ten (10) Acres OR at least \$10M PRV.

DEPARTMENT OF DEFENSE - Army
Base Structure Report - As of 30 Sept 05

SITE	BRAC 2005	COMPONENT	NAME NEAREST CITY	BUILDINGS						ACRES OWNED	TOTAL ACRES	PRV (\$M)	MIL	CIV	OTHER
				OWNED		LEASED		LICENSE / PERMIT							
				COUNT	SQFT	COUNT	SQFT	COUNT	SQFT						
Nathan Hale QM Area		Army Active	Darmstadt	18	58,407			26	385,523		39	86.2	179	32	177
Neubruecke		Army Active	Neubruecke			40	131,365					13.7			
Neubruecke Hospital		Army Active	Baumholder	6	32,874			21	327,212		55	82.0	0	0	34
New Argonner Fam Hsg		Army Active	Hanau	12	243,467			37	627,631		85	154.1	71	36	110
Oberammergau NATO School		Army Active	Garmisch	3	1,827			4	43,010			10.9	15	5	351
Oberdachstetten Tng Area		Army Active	Ansbach	16	15,143			34	99,239		799	59.4			
Oftersheim Small Arms Range		Army Active	Heidelberg	5	3,707			3	9,551		35	7.3	0	2	6
Panzer Kaserne-Ger-GE642		Army Active	Kaiserslautern					10	303,244		19	76.3	394	163	168
Panzer Kaserne-Ger-GE643		Army Active	Stuttgart	21	93,287			36	1,072,856		90	287.9	614	28	193
Patch Barracks		Army Active	Stuttgart	38	327,500			41	1,202,953		110	379.2	607	282	976
Patrick Henry Village Fam Hsg		Army Active	Heidelberg	53	424,938			189	2,946,926		250	553.4	29	33	604
Patton Barracks		Army Active	Heidelberg	25	78,479			27	654,447		37	180.7	375	296	83
Pendleton Barracks		Army Active	Giessen	5	14,201			4	113,790		38	35.5	10	14	99
Pfeffelbach Waterworks		Army Active	Baumholder	1	78			2	16,896		57	27.8	0	0	4
Pioneer Kaserne		Army Active	Hanau	13	34,152			47	1,052,637		95	274.5	514	315	204
Pioneer Village Fam Hsg		Army Active	Hanau	3	78,781			41	1,446,966		61	218.2	0	0	42
Pond Barracks		Army Active	Amberg	4	37,568						22	13.0			
Pulaski Barracks		Army Active	Kaiserslautern	22	63,207			36	221,306		131	83.1	131	74	220
Ray Barracks		Army Active	Friedberg	99	708,829			61	852,838		188	402.0	2,444	53	144
Rheinblick Rec Annex		Army Active	Wiesbaden	1	35			2	14,052		172	10.9	0	0	53
Rhine Ordnance Barracks		Army Active	Kaiserslautern	78	427,559			960	1,629,750		3,037	788.1	818	17	116
Robinson Barracks		Army Active	Stuttgart	3	80,776			5	19,162		24	24.0	0	1	71
Robinson-Grenadier Fam Hsg		Army Active	Stuttgart	2	515			63	1,504,096		135	205.9	0	6	14
Roman Way Village Fam Hsg		Army Active	Butzbach	18	103,880			42	1,287,455		63	180.1	25	9	60
Rottershausen Ammo Stor Area		Army Active	Schweinfurt	5	9,520			25	47,775		186	10.1			
Sambach AFN Fac		Army Active	Sambach					3	1,999		10	0.9			
Schweinfurt		Army Active	Schweinfurt			134	1,227,556					125.5	23	0	0
Schweinfurt Tng Areas		Army Active	Schweinfurt	70	76,681			6	12,606		10,803	36.7	0	2	15
Schwetzingen Training Area		Army Active	Heidelberg	1	343						277	0.9			
Sheridan Barracks		Army Active	Garmisch	1	373,549			11	401,133		29	139.3	23	124	87
Shipton Kaserne		Army Active	Ansbach	28	32,097			18	33,507		382	118.4	695	2	3
Smith Barracks		Army Active	Baumholder	180	605,925			203	3,145,251		1,016	1,014.1	4,086	256	853
South Camp Vilseck		Army Active	Vilseck	847	4,051,615			153	1,571,848		2,193	1,246.3	3,288	257	1,417
Spinelli Barracks		Army Active	Mannheim	32	24,594			50	991,125		198	310.3	438	50	138
St Barbara Village Fam Hsg		Army Active	Darmstadt	21	6,868	1	1	21	82,351		11	14.2			
Stem Kaserne		Army Active	Heidelberg	3	9,941			12	59,896		10	19.9	21	11	53
Steuben & Weicht Vil Fam Hsg		Army Active	Stuttgart	2	782			54	555,685		48	70.8	0	0	1
Storck Barracks		Army Active	Bad Windsheim	21	57,711			96	1,873,791		442	549.2	979	41	245

¹ US Locations that do not meet criteria of at least ten (10) Acres AND at least \$10M PRV. US Territories and Non-US Locations that do not meet criteria of at least ten (10) Acres OR at least \$10M PRV.

DEPARTMENT OF DEFENSE - Army
Base Structure Report - As of 30 Sept 05

SITE	BRAC 2005	COMPONENT	NAME NEAREST CITY	BUILDINGS						ACRES OWNED	TOTAL ACRES	PRV (\$M)	MIL	CIV	OTHER	
				OWNED		LEASED		LICENSE / PERMIT								
				COUNT	SQFT	COUNT	SQFT	COUNT	SQFT							
Strassburg Kaserne		Army Active	Baumholder	9	8,194			30	502,465		39	121.5	514	1	25	
Stuttgart Dependent School		Army Active	Stuttgart	1	301			4	167,796		11	38.8	0	0	34	
Sullivan Barracks		Army Active	Mannheim	33	221,862			54	956,115		111	282.3	660	202	390	
Sulzheim Tng Area		Army Active	Schweinfurt					1	190		145	9.3				
Taylor Barracks		Army Active	Mannheim	61	194,113			26	670,292		113	230.2	842	94	435	
Tiergarten Tng Area		Army Active	Hanau	2	295						246	1.2				
Tompkins Barracks		Army Active	Heidelberg	27	67,002			31	602,864		88	187.0	565	114	61	
Turley Barracks		Army Active	Mannheim	12	7,394			30	485,212		33	144.0	554	5	16	
Vilseck		Army Active	Vilseck			2	52,129				33	84.1	22	0	0	
Wackernhm-Schwabenwaeldchen TA		Army Active	Mainz	2	1,599			7	3,886		23	3.3				
Warner Barracks		Army Active	Bamberg	47	265,642			120	2,619,259		209	727.6	3,209	176	855	
Warner Barracks Fam Hsg		Army Active	Bamberg	4	746			13	337,013		13	48.7				
Weilimdorf Warehouse		Army Active	Stuttgart					2	61,588		4	10.6	0	0	4	
Weisskirchen AFN Trans Fac		Army Active	Weisskirchen					7	13,791		18	13.6				
Wetzel Fam Hsg		Army Active	Baumholder	6	31,098			35	1,230,185		131	165.3	0	0	59	
Wetzel Kaserne		Army Active	Baumholder	21	104,800			9	99,546		215	62.9	0	7	90	
Wiesbaden Army Airfield		Army Active	Wiesbaden	52	217,749			108	2,044,251		638	667.0	3,104	390	648	
Wiesbaden Small Arms Range		Army Active	Wiesbaden	3	6,419			7	8,398		26	4.8				
Wolfgang Kaserne		Army Active	Hanau	20	309,318			8	125,754		98	101.2	17	0	328	
Wuerzburg		Army Active	Wuerzburg			113	758,208				2	77.9	43	0	0	
Wuerzburg Hospital		Army Active		5	196,987			4	405,519		14	192.4	529	123	324	
Wuerzburg Tng Areas		Army Active		3	3,399			1	387		20	2.2				
Yorkhof Kaserne		Army Active	Hanau					9	128,926		5	31.2	25	103	145	
OTHER SITE(S)¹ : 41				48	92,152	31	205,766	66	290,513		0	102	135.0	23	23	61
Germany Total:				5,762	25,874,984	2,319	9,880,087	7,390	103,644,951		0	157,587	31,218.3	56,655	8,475	28,242
Italy																
Camp Darby		Army Active		139	646,350						159	217.5	93	76	265	
Camp Ederle		Army Active	Vicenza	196	1,270,986	12	101,481	37	405,229		147	557.6	2,581	380	1,138	
Coltano Troposcatter Site		Army Active		8	44,296						289	17.3				
Dal Molin Airfield		Army Active	Vicenza	7	5,142			3	20,678			27.5	8	0	0	
Livorno		Army Active				58	212,049					22.8				
Livorno Supply and Maint Area		Army Active		104	792,887						277	209.6	22	37	349	
Livorno Training Area		Army Active		6	5,827						50	6.4				
Longare Comm Site		Army Active	Vicenza	5	7,071			25	83,704		52	34.4	58	1	0	
Pisa Ammo Storage Area		Army Active		212	464,875						2,093	167.9	2	4	28	
Vicenza		Army Active	Vicenza	2	3,973	243	1,261,195				5	158.4				

¹ US Locations that do not meet criteria of at least ten (10) Acres AND at least \$10M PRV. US Territories and Non-US Locations that do not meet criteria of at least ten (10) Acres OR at least \$10M PRV.

DEPARTMENT OF DEFENSE - Army
Base Structure Report - As of 30 Sept 05

SITE	BRAC 2005	COMPONENT	NAME NEAREST CITY	BUILDINGS						ACRES OWNED	TOTAL ACRES	PRV (\$M)	MIL	CIV	OTHER
				OWNED		LEASED		LICENSE / PERMIT							
				COUNT	SQFT	COUNT	SQFT	COUNT	SQFT						
Vicenza Basic Load Stor Area		Army Active	Vicenza	16	29,742					34	12.8	2	5	0	
Vicenza Fam Hsg		Army Active	Vicenza	313	567,029			1	2,793	82	83.6				
OTHER SITE(S)¹ : 3				12	6,785					5	2.6				
Italy Total:				1,020	3,844,963	313	1,574,725	66	512,404	0	3,193	1,518.2	2,766	503	1,780
Japan															
Akasaka Press Center		Army Active	Tokyo	1	180			6	172,832	8	44.6	0	8	186	
Akizuki Ammunition Depot		Army Active	Kure Shi	13	6,650			57	434,537	138	154.6	0	0	178	
Camp Zama		Army Active	Sagamihara City	129	563,676			216	2,370,963	578	919.5	583	554	2,574	
Hiro Ammunition Depot		Army Active	Kure City	4	5,552			8	108,255	88	36.9	0	0	19	
Kachin Hanto Area A		Army Active	Gushikawa	14	7,914			5	7,162	32	39.8				
Kawakami Ammunition Depot		Army Active	Hiroshima	67	127,837			51	230,116	644	151.8	0	3	65	
Kure Pier 6		Army Active	Kure	7	3,960			9	61,851	4	22.0	18	7	143	
Naha Port		Army Active	Naha City	38	345,844			3	14,425	139	149.3	6	12	74	
POL Facilities		Army Active	Oki/Gushikawa	31	25,161			82	50,690	53	278.9	0	1	49	
Sagami General Depot		Army Active	Sagamihara City	137	87,484			151	3,151,012	528	743.5	54	27	903	
Sagamihara Family Hsg Area		Army Active	Sagamihara	437	118,494			239	927,344	150	292.7	2	8	142	
Torii Station		Army Active	Okinawa	99	457,570	1	39,033	145	905,920	517	458.8	633	53	449	
Yokohama North Dock		Army Active	Yokohama	16	12,529			65	539,916	127	217.3	19	21	231	
OTHER SITE(S)¹ : 1										2	0.3				
Japan Total:				993	1,762,851	1	39,033	1,037	8,975,023	570	3,847	3,510.3	1,315	694	5,013
Kwajalein Atoll															
U.S. Army Kwajalein Atoll		Army Active	Majuro	832	3,302,739					1,361	2,195.1	25	56	21	
Kwajalein Atoll Total:				832	3,302,739	0	0	0	0	0	1,361	2,195.1	25	56	21
Luxembourg															
Bettembourg Site		Army Active	Luxembourg	1	24,984	1	5,167	1	50,326	117	148.7	10	2	7	
Sanem Site		Army Active	Esch-S-Alzette							97	111.7				
OTHER SITE(S)¹ : 1						5	11,564				1.0				
Luxembourg Total:				1	24,984	6	16,731	1	50,326	0	214	261.5	10	2	7
Netherlands															
Eygelshoven Storage Area		Army Active	Eygelshoven	12	6,277			1	6,000		91.7	14	53	66	
Hendrik Mine		Army Active	Brunssum	1	2,152			11	106,185		130.5	107	25	153	
Rotterdam Admin Facility		Army Active	Rotterdam			2	87,367			2	17.3	39	37	127	
Schinnen		Army Active	Schinnen	1	200	284	465,020	1	2,700		52.3				
Schinnen Emma Mine		Army Active	Schinnen	37	86,614	14	141,920			24	49.8	53	71	508	

¹ US Locations that do not meet criteria of at least ten (10) Acres AND at least \$10M PRV. US Territories and Non-US Locations that do not meet criteria of at least ten (10) Acres OR at least \$10M PRV.

DEPARTMENT OF DEFENSE - Army
Base Structure Report - As of 30 Sept 05

SITE	BRAC 2005	COMPONENT	NAME NEAREST CITY	BUILDINGS						ACRES OWNED	TOTAL ACRES	PRV (\$M)	MIL	CIV	OTHER
				OWNED		LEASED		LICENSE / PERMIT							
				COUNT	SQFT	COUNT	SQFT	COUNT	SQFT						
OTHER SITE(S) ¹ : 2						39	62,660				6.9	1	0	4	
Netherlands Total:				51	95,243	339	756,967	13	114,885	0	26	348.6	214	186	858
South Korea															
Bayonet Training Area		Army Active	Tong Du Chon								361				
Brooklyn Hill		Army Active	Yangsan	11	7,945						40	3.7			
Bullseye 01		Army Active	Kumchon-Ni	47	41,324						21,200	22.5			
Bullseye 02		Army Active	Kumchon Ni								1,391				
Camp Ames		Army Active	Taejon City	9	19,158						20	4.9			
Camp Carroll		Army Active	Waegwan	247	2,164,524			38	987,723		681	630.1	1,280	139 1,753	
Camp Casey		Army Active	Tongduchon	658	4,210,117			2	9,468		3,497	1,084.9	5,178	74 1,784	
Camp Castle		Army Active	Tond Du Chon	56	340,642						51	83.7	257	0 106	
Camp Colbern		Army Active	Songnam	56	188,773						76	47.7	203	0 48	
Camp Eagle		Army Active	Wonju City	56	446,817						114	145.6	425	3 47	
Camp Edwards		Army Active	Kumchon-Ni	70	252,260						62	66.4			
Camp Essayons		Army Active	Uijongbu	122	303,878						76	81.9	0	1 49	
Camp Falling Water		Army Active	Uijong Bu	41	133,735			1	400		59	28.1	0	6 179	
Camp Garry Owen North		Army Active	Kumohon Ni	137	402,434						70	109.0			
Camp Giant		Army Active	Kumchon	74	158,888						42	34.8			
Camp Greaves		Army Active	Kumchon Ni	120	323,849						59	87.7			
Camp Henry		Army Active	Taegu	93	479,282	198	236,009	39	226,091		59	183.2	830	278 1,003	
Camp Hialeah		Army Active	Pusan	302	874,842			24	53,561		193	286.9	299	29 553	
Camp Hovey		Army Active	Tongduchon	176	1,614,341			1	25,696		3,473	377.4	1,520	1 297	
Camp Howze		Army Active	Kumchon Ni	167	544,366						157	148.9			
Camp Humphreys		Army Active	Pyongtaek City	530	3,886,519			5	6,600		1,231	1,092.6	4,302	118 1,993	
Camp Jackson		Army Active	Uijong Bu	47	178,892						406	41.7	186	0 40	
Camp Kwangsa Ri		Army Active	Camp Kwangsa Ri	15	35,560			4	8,000		31	11.2	0	0 28	
Camp Kyle		Army Active	Uijongbu	82	283,719						36	64.9	243	0 37	
Camp Long		Army Active	Wonju	126	311,919			8	13,007		85	85.4	211	9 228	
Camp Market		Army Active	Inchon	63	590,052			39	588,090		118	179.6	12	4 449	
Camp Nimble		Army Active	Tong Du Chon	31	119,928						16	30.2			
Camp Page		Army Active	Chun Chon	152	725,733			6	30,114		468	225.3	22	8 179	
Camp Red Cloud		Army Active	Uijong Bu	250	1,394,712						207	345.2	1,274	129 1,294	
Camp Sears		Army Active	Uijongbu	41	132,443			1	92		32	36.1	149	0 0	
Camp Stanley		Army Active	Uijong Bu	286	1,602,043			1	109		607	405.0	327	11 325	
Camp Stanton		Army Active	Kumchon Ri	66	172,624						67	68.8	3	0 23	
Camp Walker		Army Active	Taegu City	228	1,141,467						195	279.6	669	53 650	
Camp Yongin		Army Active	Suwon	5	44,469			3	9,240		8	14.0	42	2 32	

¹ US Locations that do not meet criteria of at least ten (10) Acres AND at least \$10M PRV. US Territories and Non-US Locations that do not meet criteria of at least ten (10) Acres OR at least \$10M PRV.

DEPARTMENT OF DEFENSE - Army
Base Structure Report - As of 30 Sept 05

SITE	BRAC 2005	COMPONENT	NAME NEAREST CITY	BUILDINGS						ACRES OWNED	TOTAL ACRES	PRV (\$M)	MIL	CIV	OTHER
				OWNED		LEASED		LICENSE / PERMIT							
				COUNT	SQFT	COUNT	SQFT	COUNT	SQFT						
Chang San		Army Active	Pusan	13	12,838					26	4.8				
Cheju Do Training Center		Army Active	Mosulpo	31	42,684			1	468	12	12.9	0	0	1	
Dartboard Site		Army Active	Taegu City	2	1,672					10	2.7				
Far East Dist Engr		Army Active	Seoul	31	109,906			15	73,072	11	37.6	0	4	110	
Freedom Bridge		Army Active	Munsan Up	6	6,382					14	1.6				
Gimbols		Army Active	Tongduchon							2,952					
Gun Training Area		Army Active	Tong Du Chon							219					
H220 Heliport		Army Active	Tong Du Chon	52	240,669					52	59.9	10	1	175	
High Point		Army Active	Chonan City	3	2,122					11	1.9				
K-16 Air Base		Army Active	Songnam	51	293,387			21	272,515	212	155.8	750	8	218	
Kamaksan ASA		Army Active	Tong Du Chon	6	5,526					48	2.6	0	0	2	
Koryosan ASA		Army Active	Inchon	7	6,462					12	2.9	0	0	1	
Kunsan Pol Terminal Site		Army Active	Kunsan City	3	5,728					17	7.4				
La Guardia		Army Active	Uijongbu	79	171,393					34	42.0				
Madison Site		Army Active	Suwon	11	8,638					22	6.8				
Masan Ammunition Depot		Army Active	Masan	17	57,265					1,060	16.4	0	2	5	
Mobile		Army Active	Tong Du Chon							2,761		5	5	21	
Niblo Barracks		Army Active	Seoul	11	28,505			2	6,345	7	10.9	0	0	30	
Pier #8		Army Active	Kanman-Tong	4	7,759			7	98,524	12	31.3	9	7	91	
Pusan Storage Facility		Army Active	Pusan	63	396,674			9	20,887	69	91.8	3	5	144	
Pyongtaek Cpx Area		Army Active	Pyongtaek	4	4,432					110	4.4				
Richmond		Army Active	Taejon City	3	2,696					14	2.6				
Shinbuk Relay		Army Active	Pochon	5	4,240					13	6.1				
Sungnam Golf Course		Army Active	Songnam					10	60,983	230	27.7	0	0	89	
Tango		Army Active	Songnam	22	137,798			6	77,561	241	56.7	97	1	80	
Watkins Range		Army Active	Tong Du Chon							45					
Yong Pyong		Army Active	TDC	58	169,206					3,347	68.9	2	1	95	
Yongsan Garrison		Army Active	Seoul	772	4,735,820	52	1,345,481	202	1,141,650	638	1,368.9	4,182	1,233	7,900	
OTHER SITE(S)¹ : 16				102	136,449			10	117,246	54	58.1	98	2	122	
South Korea Total:				5,720	29,715,506	250	1,581,490	455	3,827,442	0	47,443	8,389.3	22,588	2,134	20,181
United Kingdom															
RAF Hythe		Army Active	Southampton	3	2,581			22	216,460	35	45.8	2	13	171	
United Kingdom Total:				3	2,581	0	0	22	216,460	0	35	45.8	2	13	171
Overseas Total:				14,443	64,914,807	3,347	14,624,875	9,094	118,412,194	588	214,826	48,192.5	84,848	12,396	57,501
Worldwide Totals:				107,646	719,735,595	5,419	25,871,100	11,487	130,792,793	14,634,442	15,403,422	240,557.8	802,092	166,036	185,859

¹ US Locations that do not meet criteria of at least ten (10) Acres AND at least \$10M PRV. US Territories and Non-US Locations that do not meet criteria of at least ten (10) Acres OR at least \$10M PRV.

DEPARTMENT OF DEFENSE - Navy
Base Structure Report - As of 30 Sept 05

SITE	BRAC 2005	COMPONENT	NAME NEAREST CITY	BUILDINGS						ACRES OWNED	TOTAL ACRES	PRV (\$M)	MIL	CIV	OTHER
				OWNED		LEASED		LICENSE / PERMIT							
				COUNT	SQFT	COUNT	SQFT	COUNT	SQFT						
Alabama															
NAS Whiting Fld Milton FL (Barin Fld)		Navy Active	Foley	3	11,258					762	817	107.4			
NAS Whiting Fld Milton FL (NOLF Evergreen)		Navy Active	Evergreen							22	440	12.4			
NAS Whiting Fld Milton FL (NOLF Silverhill)		Navy Active	Silverhill	2	1,443					352	400	25.8			
NAS Whiting Fld Milton FL (NOLF Summerdale)		Navy Active	Summerdale	1	1,024					560	565	19.9			
NAS Whiting Fld Milton FL (NOLF Wolf)		Navy Active	Elberta	1	240					312	422	21.6			
NMCRC Bessemer		Navy Reserve	Bessemer	9	78,527					16	16	12.3	692	0	0
OTHER SITE(S)¹ : 6				23	69,072			1	4,971	31	771	12.3	510	0	0
Alabama Total:				39	161,564	0	0	1	4,971	2,055	3,431	211.7	1,202	0	0
Alaska															
CSO NAF Adak AK		Navy Caretaker	Adak Station	611	4,453,580					61,001	61,001	4,411.2			
NAVAL BASE KITSAP (Back Island AK)		Navy Active	Ketchikan	3	23,756					15	15	41.6			
NAVAL BASE KITSAP (Narl Barrow Camp Tr1)		Navy Active	Barrow	141	371,211					639	639	213.0			
OTHER SITE(S)¹ : 4				12	35,360			2	67,000		6	29.2	181	0	0
Alaska Total:				767	4,883,907	0	0	2	67,000	61,655	61,661	4,695.0	181	0	0
Arizona															
OTHER SITE(S)¹ : 3				19	108,365			0	0	305	310	23.2	1,569	18	0
Arizona Total:				19	108,365	0	0	0	0	305	310	23.2	1,569	18	0
California															
CSO FISC Oakland CA		Navy Caretaker	Oakland	110	7,734,264					527	531	1,256.6			
CSO FISC Oakland CA (Alameda Annex)		Navy Caretaker	Alameda	8	866,604					51	51	115.3			
CSO FISC Oakland CA (Alameda Facility)		Navy Caretaker	Alameda	12	1,392,353					97	97	285.5			
CSO FISC Oakland CA (Richmond Pt Molate)		Navy Caretaker	Richmond	14	32,168					413	413	147.0			
CSO Hunters Point Annex		Navy Caretaker	San Francisco	206	3,253,325					922	922	1,153.2			
CSO NAS Alameda CA		Navy Caretaker	Alameda	200	5,804,613					2,480	2,761	2,167.5	15	0	0
CSO NAS Alameda CA (Marina Village/SF)		Navy Caretaker	San Francisco	160	727,359						30	77.7			

¹ US Locations that do not meet criteria of at least ten (10) Acres AND at least \$10M PRV. US Territories and Non-US Locations that do not meet criteria of at least ten (10) Acres OR at least \$10M PRV.

DEPARTMENT OF DEFENSE - Navy
Base Structure Report - As of 30 Sept 05

SITE	BRAC 2005	COMPONENT	NAME NEAREST CITY	BUILDINGS						ACRES OWNED	TOTAL ACRES	PRV (\$M)	MIL	CIV	OTHER
				OWNED		LEASED		LICENSE / PERMIT							
				COUNT	SQFT	COUNT	SQFT	COUNT	SQFT						
CSO NCEL Port Hueneme CA		Navy Caretaker	Port Hueneme	50	230,794					33	33	60.7			
CSO NH Oakland CA		Navy Caretaker	Oakland	72	999,599					177	177	325.9			
CSO NS Long Beach CA		Navy Caretaker	Long Beach	383	2,425,378					894	894	621.7	331	1	0
CSO NS Treasure Island CA		Navy Caretaker	San Francisco	132	2,103,717	1	30,000			1,139	1,141	745.0	1	0	0
CSO NSY Long Beach CA		Navy Caretaker	Long Beach	133	3,268,523	1	48			459	460	948.3			
CSO NSY Mare Island CA		Navy Caretaker	Vallejo	532	2,302,664					5,136	5,138	1,145.0			
CSO NTC San Diego CA		Navy Caretaker	San Diego	78	988,008					159	165	320.6			
CSO PWC San Francisco CA		Navy Caretaker	San Francisco	311	1,707,116					560	561	182.8			
NAF El Centro CA		Navy Active	El Centro	260	1,200,927					59,844	62,522	607.7	523	486	0
NAS Lemoore CA	R	Navy Active	Lemoore NAS	982	6,329,457					15,738	26,777	1,962.6	4,602	624	0
NAS Lemoore CA (Stockton)		Navy Active	Stockton	31	535,703						28	229.2	0	1	0
NAS North Island San Diego CA	R	Navy Active	San Diego	667	9,821,278					2,802	2,803	3,094.1	5,479	7,201	19
NAS North Island San Diego CA (Clev NF Survival Tra)		Navy Active	Warner Springs	40	38,828					4,960	6,166	10.1			
NAS North Island San Diego CA (Former Phibase Coronado)	R	Navy Active	Coronado	216	2,453,337					715	975	739.0	195	18	0
NAS North Island San Diego CA (Imperial Beach)		Navy Active	Imperial Beach	70	721,680					1,393	1,402	258.4			
NAS North Island San Diego CA (San Clemente)		Navy Active	San Diego	203	521,376					36,200	36,200	422.3			
NAS North Island San Diego CA (Silver Strand)		Navy Active	Imperial Beach	11	67,152					549	549	22.4			
NAVBASE Ventura City Pt Mugu CA	R	Navy Active	Point Mugu	909	4,676,659	1	12			4,517	4,534	1,435.5	1,874	1,529	0
NAVBASE Ventura City Pt Mugu CA (Capehart Hsg 3 Mugu)		Navy Active	Camarillo	78	462,884					52	52	81.2			
NAVBASE Ventura City Pt Mugu CA (Estero Bay Fuel Complex)		Navy Active	Morro Bay	6	1,960					10	175	95.2			
NAVBASE Ventura City Pt Mugu CA (Port Hueneme)	R	Navy Active	Port Hueneme	622	6,141,871	47	375,248			1,793	1,793	1,543.3	3,195	3,582	0
NAVBASE Ventura City Pt Mugu CA (San Nicolas Island)		Navy Active	San Nicolas Island	145	410,433					13,370	13,370	472.7			
NAVMEDCEN San Diego CA	R	Navy Active	San Diego	25	1,984,075					79	79	585.2	2	0	0
NAWS China Lake	R	Navy Active	China Lake	1,280	4,399,119					606,916	606,933	2,208.8	821	2,919	0
NAWS China Lake (Randsburg Wash Area)		Navy Active	Trona	42	159,599					187,001	187,117	65.0			
NAWS China Lake (Santa Cruz Island)		Navy Active	Goleta	11	19,832						11	19.7			
NMCRC Alameda		Navy Reserve	Alameda	5	84,060					15	15	20.8	891	0	0
NMCRC Los Angeles	C	Navy Reserve	Los Angeles	7	126,557						23	26.9	938	0	0
NMCRC Los Angeles (N62103)		Navy Reserve	Los Angeles	6	142,462					11	11	29.5			
NMCRC Moreno Valley		Navy Reserve	Moreno Valley	4	67,123					10	10	13.0	683	0	0

¹ US Locations that do not meet criteria of at least ten (10) Acres AND at least \$10M PRV. US Territories and Non-US Locations that do not meet criteria of at least ten (10) Acres OR at least \$10M PRV.

DEPARTMENT OF DEFENSE - Navy
Base Structure Report - As of 30 Sept 05

SITE	BRAC 2005	COMPONENT	NAME NEAREST CITY	BUILDINGS						ACRES OWNED	TOTAL ACRES	PRV (\$M)	MIL	CIV	OTHER
				OWNED		LEASED		LICENSE / PERMIT							
				COUNT	SQFT	COUNT	SQFT	COUNT	SQFT						
NMCRC Sacramento		Navy Reserve	Sacramento	4	48,908					20	20	11.2	725	0	0
NS San Diego CA	R	Navy Active	San Diego	1,150	9,027,376					3,037	3,055	2,913.6	26,452	10,671	3
NS San Diego CA (Broadway Complex)	C	Navy Active	San Diego	19	888,843	2	161,369			20	25	191.4			
NSA Monterey	R	Navy Active	Monterey	377	2,520,389	3	26,917			610	621	558.4	1,587	1,234	0
NSA Monterey (Centerville Beach)		Navy Active	Ferndale	76	204,039					40	49	43.7			
NSA Monterey (Dixon Transmitter Fac)		Navy Active	Dixon	25	78,248					1,285	1,285	81.2			
NSA Monterey (NAVPMOSSP Mtn View)		Navy Active	Mountain View	10	785,777					339	343	286.6			
NSA Monterey (Skaggs Island)		Navy Active	Skaggs Island	41	182,700					3,304	3,309	92.4			
NWS Seal Beach	R	Navy Active	Seal Beach	364	2,515,857					4,989	5,023	704.2	345	0	0
NWS Seal Beach (Corona)		Navy Active	Corona	52	437,173					226	226	142.1			
NWS Seal Beach (Det Concord)	C	Navy Active	Concord	492	1,947,566					6,925	7,712	990.3			
NWS Seal Beach (Fallbrook)	R	Navy Active	Fallbrook	274	1,003,482					8,851	8,851	383.9			
NWS Seal Beach (Long Beach Fuel Complex)		Navy Active	Long Beach	5	8,105					11	11	19.3			
NWS Seal Beach (Long Beach Golf Course)		Navy Active	Los Alamitos	1	4,200	11	14,716				254	15.1			
NWS Seal Beach (Norwalk Fuel Complex)		Navy Active	Norwalk	1	676					0	18	23.1			
NWS Seal Beach (San Pedro Fuel Depot)		Navy Active	Los Angeles	27	34,301					269	272	162.3			
SUBASE San Diego CA	R	Navy Active	San Diego	520	4,986,011					1,219	1,235	1,572.5			
SUBASE San Diego CA (Fleet ASW)	R	Navy Active	San Diego	42	1,098,290					11	37	267.7			
OTHER SITE(S)¹ : 66				779	4,434,494	6	405,238	10	150,323	344,509	344,687	1,108.2	1,298	83	0
California Total:				12,280	104,409,292	72	1,013,548	10	150,323	1,324,688	1,341,950	33,062.4	49,957	28,349	22
Colorado															
NMCRC Denver		Navy Reserve	Lakewood	4	127,460					15	15	22.9	1,395	14	0
OTHER SITE(S)¹ : 1								1	17,707		2	3.2			
Colorado Total:				4	127,460	0	0	1	17,707	15	17	26.1	1,395	14	0
Connecticut															
NAVSUBASE New London CT	R	Navy Active	Groton	1,505	6,716,310					1,213	1,222	1,522.7	9,947	1,177	0
NWIRP Bloomfield CT		Navy Active	Bloomfield	6	141,299					85	85	41.2			
OTHER SITE(S)¹ : 6				39	114,202					56	79	22.8	773	0	0
Connecticut Total:				1,550	6,971,811	0	0	0	0	1,354	1,386	1,586.7	10,720	1,177	0

¹ US Locations that do not meet criteria of at least ten (10) Acres AND at least \$10M PRV. US Territories and Non-US Locations that do not meet criteria of at least ten (10) Acres OR at least \$10M PRV.

DEPARTMENT OF DEFENSE - Navy

Base Structure Report - As of 30 Sept 05

SITE	BRAC 2005	COMPONENT	NAME NEAREST CITY	BUILDINGS				ACRES OWNED	TOTAL ACRES	PRV (\$M)	MIL	CIV	OTHER		
				OWNED		LEASED								LICENSE / PERMIT	
				COUNT	SQFT	COUNT	SQFT							COUNT	SQFT
Delaware															
OTHER SITE(S) ¹ : 1				2	26,456				8	8	5.5	295	0	0	
Delaware Total:				2	26,456	0	0	0	8	8	5.5	295	0	0	
District of Columbia															
NSA Wash		Navy Active	Washington	88	3,448,611				78	78	719.8	0	18	0	
NSA Wash (Bellevue)		Navy Active	Washington	190	314,976				60	60	33.6				
NSA Wash (Naval Observatory)		Navy Active	Washington	35	219,072				72	72	43.9				
NSA Wash (Naval Research Lab)		Navy Active	Washington	88	3,070,855				132	133	794.5				
NSA Wash (NAVSTA Anacostia)	R	Navy Active	Washington	56	1,329,200				351	351	350.7	11,253	16,768	1	
NSA Wash (NDept Potomac Annex)	R	Navy Active	Washington	16	186,212				12	12	31.8	22	0	0	
OTHER SITE(S) ¹ : 3				2	62,640				11	11	14.0	68	46	1	
District of Columbia Total:				475	8,631,566	0	0	0	715	716	1,988.3	11,343	16,832	2	
Florida															
CSO NAS Cecil Field FL	R	Navy Caretaker	Cecil Field	177	1,333,521				8,037	8,037	627.0				
CSO NTC Orlando FL		Navy Caretaker	Orlando	337	5,691,910				1,837	1,843	1,071.5				
NAS Jacksonville FL	R	Navy Active	Jacksonville	644	8,640,001				3,857	3,895	1,970.6	9,274	8,618	2	
NAS Jacksonville FL (OLF Whitehouse)		Navy Active	Cecil Field	7	10,354				1,907	2,565	31.0				
NAS Jacksonville FL (Yellow Water Housing)		Navy Active	Cecil Field	44	318,637				254	254	29.7				
NAS Key West FL		Navy Active	Key West	677	3,835,580			6	46,334	6,168	6,455	1,182.6	1,344	411	0
NAS Pensacola FL	R	Navy Active	Pensacola	547	8,034,348	300	400,500		5,729	5,907	1,910.6	13,341	4,034	0	
NAS Pensacola FL (Corry Station)		Navy Active	Pensacola	224	2,188,543				673	674	417.0	57	1	0	
NAS Pensacola FL (OLF Bronson)		Navy Active	Pensacola	20	17,658				962	1,098	91.4				
NAS Pensacola FL (Saufly Fields)	R	Navy Active	Pensacola	75	713,166				878	895	275.3				
NAS Whiting Fld Milton FL		Navy Active	Milton	438	1,964,339				7,117	7,676	762.7	28	0	0	
NMCRRC Miami		Navy Reserve	Miami	2	62,752				17	20	10.7	1,215	2	0	
NS Mayport FL	R	Navy Active	Mayport	646	3,822,934	16	209,206	1	1,915	3,015	3,230	961.9	4,487	515	37
NS Mayport FL (FISC)		Navy Active	Jacksonville	30	40,147				150	181	69.5				
NS Mayport FL (Ribault Bay Village)		Navy Active	Atlantic Beach	130	828,508				158	158	67.9				
NSA Orlando		Navy Active	Orlando	3	302,156	5	198,407		41	50	74.5	1,042	1	0	
NSA Panama City	R	Navy Active	Panama City	240	1,420,355	14	84,651		652	1,117	283.8	292	0	0	
OTHER SITE(S) ¹ : 21				47	180,717	11	220,583	27	310,809	11,870	21,310	283.1	1,714	25	0
Florida Total:				4,288	39,405,626	346	1,113,347	34	359,058	53,320	65,364	10,120.6	32,794	13,607	39

¹ US Locations that do not meet criteria of at least ten (10) Acres AND at least \$10M PRV. US Territories and Non-US Locations that do not meet criteria of at least ten (10) Acres OR at least \$10M PRV.

DEPARTMENT OF DEFENSE - Navy
Base Structure Report - As of 30 Sept 05

SITE	BRAC 2005	COMPONENT	NAME NEAREST CITY	BUILDINGS						ACRES OWNED	TOTAL ACRES	PRV (\$M)	MIL	CIV	OTHER
				OWNED		LEASED		LICENSE / PERMIT							
				COUNT	SQFT	COUNT	SQFT	COUNT	SQFT						
Georgia															
NAS Atlanta GA	C	Navy Reserve	Marietta	105	684,071					152	153	153.0	3,919	147	0
NAS Atlanta GA (Dobbins AFB)	R	Navy Reserve	Dobbins AFB	14	108,587					37	37	26.2			
NSA Athens	C	Navy Active	Athens	64	466,933					58	58	65.0	354	65	0
SUBASE Kings Bay GA		Navy Active	Kings Bay	521	6,618,663					12,957	16,616	2,219.8	4,431	1,613	0
OTHER SITE(S)¹ : 6				17	68,262			8	80,016	98	102	24.7	391	0	0
Georgia Total:				721	7,946,516	0	0	8	80,016	13,303	16,965	2,488.7	9,095	1,825	0
Guam															
CSO NAS Agana Guam		Navy Caretaker	Agana	439	1,397,877			1	40,200			1,092.6	6	0	0
NAVBASE Guam	R	Navy Active	Agana	1,080	5,511,136					14,805	15,029	4,765.4	2,701	592	0
NAVBASE Guam (Andersen AFB)		Navy Active	Andersen AFB	9	86,493			1	168			118.5			
NAVBASE Guam (Apra Heights)		Navy Active	Apra	196	607,811						3	210.9	9	1	0
NAVBASE Guam (Barrigada)		Navy Active	Barrigada	24	195,815					1,081	1,093	168.6			
NAVBASE Guam (Finegayan)		Navy Active	Finegayan	417	1,657,737					2,959	2,979	760.9			
NAVBASE Guam (Harmon)		Navy Active	Dededo	1	220					8	12	0.1			
NAVBASE Guam (Marbo)		Navy Active	Mangilao							0	45	4.2			
NAVBASE Guam (Naval Magazine)		Navy Active	Santa Rita	216	672,506					17	31	1,020.4			
NAVBASE Guam (Nimitz Hill)		Navy Active	Nimitz Hill	80	247,678					50	78	126.8			
NAVBASE Guam (Sasa Valley)		Navy Active	Piti	11	12,668					412	424	205.4			
NAVBASE Guam (Talofofo)		Navy Active	Talofofo							13	13	0.0			
NAVBASE Guam (Tanguisson Point)		Navy Active	Dededo	1	29,205					27	27	139.8			
NAVBASE Guam (Tenjo Vista)		Navy Active	Piti									74.3			
NH Guam		Navy Active	Naval Supply Depot	24	427,652					88	88	283.3	0	2	0
OTHER SITE(S)¹ : 2						1	157					0.6	18	0	0
Guam Total:				2,498	10,846,798	1	157	2	40,368	19,461	19,822	8,971.7	2,734	595	0
Hawaii															
CSO Barbers Point HI		Navy Caretaker	Barbers Point							1,121	1,246	73.0			
NS Pearl Harbor HI	R	Navy Active	Pearl Harbor	939	11,507,244					7,394	7,413	6,370.6	12,049	8,468	5
NS Pearl Harbor HI (Aiea)		Navy Active	Aiea	89	184,434					100	100	172.1			
NS Pearl Harbor HI (Ewa)		Navy Active	Ewa Beach	1,920	3,577,326					3,130	3,144	852.1			
NS Pearl Harbor HI (Honolulu)	R	Navy Active	Pearl Harbor	692	2,998,740					621	625	1,260.2			
NS Pearl Harbor HI (Kalaeloa)		Navy Active	Barbers Point	169	1,022,150					929	940	402.9			
NS Pearl Harbor HI (Kunia)		Navy Active	Kunia					10	275,180	96	96	112.1			
NS Pearl Harbor HI (Pearl City)		Navy Active	Pearl City	342	1,397,290					276	284	382.8			
NS Pearl Harbor HI (Red Hill)		Navy Active	Honolulu	20	27,777					243	243	663.8			

¹ US Locations that do not meet criteria of at least ten (10) Acres AND at least \$10M PRV. US Territories and Non-US Locations that do not meet criteria of at least ten (10) Acres OR at least \$10M PRV.

DEPARTMENT OF DEFENSE - Navy
Base Structure Report - As of 30 Sept 05

SITE	BRAC 2005	COMPONENT	NAME NEAREST CITY	BUILDINGS						ACRES OWNED	TOTAL ACRES	PRV (\$M)	MIL	CIV	OTHER
				OWNED		LEASED		LICENSE / PERMIT							
				COUNT	SQFT	COUNT	SQFT	COUNT	SQFT						
NS Pearl Harbor HI (Wahiawa)		Navy Active	Wahiawa	305	1,087,894			2	11,326	722	743	310.4			
NS Pearl Harbor HI (Waianae)		Navy Active	Lualualei	441	1,129,771					9,228	9,229	556.9			
NS Pearl Harbor HI (Waikele)		Navy Active	Waipahu	134	439,967					479	479	194.0			
NS Pearl Harbor HI (Waipahu)		Navy Active	Waipahu	24	44,210					1,456	1,456	56.4			
PACMISRANFAC Hawaiian Area		Navy Active	Kekaha	276	633,347					2,113	2,334	386.1			
PACMISRANFAC Hawaiian Area (Makaha Ridge)		Navy Active	Kokee	13	22,374						245	23.7			
OTHER SITE(S)¹ : 7				7	8,685	2	22,021			1,279	1,295	16.1			
Hawaii Total:				5,371	24,081,209	2	22,021	12	286,506	29,186	29,871	11,833.1	12,049	8,468	5
Idaho															
NAVAL BASE KITSAP (Bayview Idaho)		Navy Active	Bayview	13	80,368					22	22	24.8			
OTHER SITE(S)¹ : 4				3	3,040	3	38,356	2	9,003		9	9.5	287	0	0
Idaho Total:				16	83,408	3	38,356	2	9,003	22	31	34.3	287	0	0
Illinois															
NS Great Lakes IL	R	Navy Active	Great Lakes	1,150	14,806,961					1,678	1,697	3,678.7	14,644	5,081	0
NS Great Lakes IL (Fort Sheridan)		Navy Active	Fort Sheridan	142	848,738					206	206	159.5	174	0	0
NS Great Lakes IL (Glenview)		Navy Active	Glenview	126	726,986					93	93	85.2			
OTHER SITE(S)¹ : 6				28	223,946	1	1,593			33	33	46.9	1,284	0	0
Illinois Total:				1,446	16,606,631	1	1,593	0	0	2,010	2,029	3,970.3	16,102	5,081	0
Indiana															
NSA Crane	R	Navy Active	Crane	2,501	11,086,440					62,433	62,435	3,408.1			
OTHER SITE(S)¹ : 5				45	978,601	1	55,519	2	9,147	480	484	233.5	1,057	0	0
Indiana Total:				2,546	12,065,041	1	55,519	2	9,147	62,913	62,918	3,641.6	1,057	0	0
Iowa															
OTHER SITE(S)¹ : 4				3	82,648	3	8,282	1	8,300	4	19	18.0	521	0	0
Iowa Total:				3	82,648	3	8,282	1	8,300	4	19	18.0	521	0	0
Kansas															
OTHER SITE(S)¹ : 1				3	40,462					8	8	7.0	301	0	0
Kansas Total:				3	40,462	0	0	0	0	8	8	7.0	301	0	0

¹ US Locations that do not meet criteria of at least ten (10) Acres AND at least \$10M PRV. US Territories and Non-US Locations that do not meet criteria of at least ten (10) Acres OR at least \$10M PRV.

DEPARTMENT OF DEFENSE - Navy
Base Structure Report - As of 30 Sept 05

SITE	BRAC 2005	COMPONENT	NAME NEAREST CITY	BUILDINGS				ACRES OWNED	TOTAL ACRES	PRV (\$M)	MIL	CIV	OTHER		
				OWNED		LEASED								LICENSE / PERMIT	
				COUNT	SQFT	COUNT	SQFT							COUNT	SQFT
Kentucky															
CSO NSWC Louisville KY	R	Navy Caretaker	Louisville	77	1,712,670			151	151	304.3					
OTHER SITE(S) ¹ : 1				5	37,402			5	5	6.5	267	0	0		
Kentucky Total:				82	1,750,072	0	0	0	0	156	156	310.7	267	0	0
Louisiana															
NAS JRB New Orleans LA	R	Navy Reserve	Belle Chasse	162	1,586,285			3,360	5,009	520.6	5,147	258	0		
NRC New Orleans		Navy Reserve	New Orleans	5	69,597			13	13	12.9					
NSA New Orleans LA	R	Navy Reserve	New Orleans	83	1,956,455			213	224	410.8	2,610	831	0		
OTHER SITE(S) ¹ : 3				19	94,293			15	22	15.4	682	0	0		
Louisiana Total:				269	3,706,630	0	0	0	0	3,601	5,268	959.8	8,439	1,089	0
Maine															
NAS Brunswick ME	C	Navy Active	Brunswick	417	2,223,570			3,307	3,363	659.2	2,890	5,033	0		
NAS Brunswick ME (Corea Maine)		Navy Active	Corea	13	82,401			461	461	74.2					
NAS Brunswick ME (NCTS Cutler VLF Area)		Navy Active	Cutler	35	132,557			2,805	2,805	77.9					
NAS Brunswick ME (Topsham)		Navy Active	Topsham	62	296,595			91	91	46.3	145	0	0		
NAVSPTACT Portsmouth Shipyard	R	Navy Active	Kittery	295	4,224,863			302	302	1,087.1					
OTHER SITE(S) ¹ : 7				37	70,552			12,602	12,611	23.4					
Maine Total:				859	7,030,538	0	0	0	0	19,568	19,632	1,968.1	3,035	5,033	0
Maryland															
CSO NSWC Carderock MD		Navy Caretaker	Annapolis	82	599,766			90	90	148.9					
NAS Patuxent River MD	R	Navy Active	Patuxent River	522	6,171,825			6,401	6,402	2,152.1	992	6,737	1		
NAS Patuxent River MD (Glenn Forest)		Navy Active	Lexington Park					139	139	43.5					
NAS Patuxent River MD (NAF Washington)	R	Navy Active	Andrews AFB	24	604,653		5	44,175	119	119	178.1	807	0	0	
NAS Patuxent River MD (Solomons Island Nrc)		Navy Active	Solomons	132	286,321			295	295	74.1					
NAS Patuxent River MD (Webster Field)		Navy Active	Saint Inigoes	70	555,027			852	968	201.8					
NATNAVMEDCEN Bethesda MD	R	Navy Active	Bethesda	64	3,301,333			239	239	803.5	3,716	3,648	0		
NSA Wash (Blossom Point MD)		Navy Active	La Plata	20	48,279			265	265	17.6					
NSA Wash (Chesapeake Bay Detach)		Navy Active	Solomons	73	216,721			168	168	80.9					
NSA Wash (Gambrills MD)		Navy Active	Annapolis	64	115,996			856	856	19.8					

¹ US Locations that do not meet criteria of at least ten (10) Acres AND at least \$10M PRV. US Territories and Non-US Locations that do not meet criteria of at least ten (10) Acres OR at least \$10M PRV.

DEPARTMENT OF DEFENSE - Navy
Base Structure Report - As of 30 Sept 05

SITE	BRAC 2005	COMPONENT	NAME NEAREST CITY	BUILDINGS						ACRES OWNED	TOTAL ACRES	PRV (\$M)	MIL	CIV	OTHER
				OWNED		LEASED		LICENSE / PERMIT							
				COUNT	SQFT	COUNT	SQFT	COUNT	SQFT						
NSA Wash (NAVACAD North Seven)		Navy Active	Annapolis	32	214,222					527	527	66.4			
NSA Wash (Naval Station)	R	Navy Active	Annapolis	125	681,692					278	278	154.2	0	2	0
NSA Wash (NMIC Suitland)		Navy Active	Suitland	5	636,965					42	84	126.7			
NSA Wash (NSWC Carderock)	R	Navy Active	Bethesda	72	1,832,932					186	186	361.6	0	75	0
NSA Wash (NSWC Indian Head)	R	Navy Active	Indian Head	1,056	2,867,722					1,961	1,961	943.7	493	100	0
NSA Wash (Stump Neck Area)		Navy Active	Indian Head	86	287,462					1,087	1,087	77.5			
NSA Wash (USNA Annapolis)		Navy Active	Annapolis	199	5,090,304					355	356	1,091.0	65	0	0
NSA Wash (White Plains RR)		Navy Active	Indian Head							165	165	14.0			
OTHER SITE(S)¹ : 26				82	440,425	4	76,257			6,941	6,970	139.1	909	0	0
Maryland Total:				2,708	23,951,645	4	76,257	5	44,175	20,967	21,156	6,694.6	6,982	10,562	1
Massachusetts															
CSO NAS South Weymouth MA		Navy Caretaker	Weymouth	205	1,142,169					2,135	2,252	398.8			
NAVSUBASE New London CT (NAVPRO Pittsfield MA)		Navy Active	Pittsfield	5	823,949					30	30	178.5			
NWIRP Bedford MA		Navy Active	Bedford	6	275,969					79	79	99.9			
OTHER SITE(S)¹ : 5				7	133,694			2	29,290	23	24	35.9	395	0	0
Massachusetts Total:				223	2,375,781	0	0	2	29,290	2,267	2,385	713.1	395	0	0
Michigan															
NMCRC Battle Creek		Navy Reserve	Battle Creek	6	56,916					26	158	11.4	421	0	0
OTHER SITE(S)¹ : 6				11	146,832	1	13,132	6	124,672	10	909	58.5	1,743	0	0
Michigan Total:				17	203,748	1	13,132	6	124,672	36	1,067	69.9	2,164	0	0
Minnesota															
NIROP Minneapolis MN		Navy Active	Fridley	14	1,745,338					83	88	385.0			
NMCRC Minneapolis		Navy Reserve	Minneapolis	8	230,010					12	12	59.7	1,173	0	0
NMCRC Saint Paul		Navy Reserve	Fort Snelling	4	51,521					11	11	10.9	108	0	0
OTHER SITE(S)¹ : 2				14	28,304	2	3,120			1	94	9.3	96	0	0
Minnesota Total:				40	2,055,173	2	3,120	0	0	107	205	464.9	1,377	0	0
Mississippi															
CBC Gulfport MS		Navy Active	Gulfport	370	4,681,809					3,316	3,416	687.6	3,926	1,641	0
NAS Meridian MS	R	Navy Active	Meridian	523	2,492,890					8,061	8,065	598.0	1,140	0	0
NAS Meridian MS (OLF Bravo)		Navy Active	Preston	6	8,533					1,255	1,473	38.8			
NS Pascagoula MS	C	Navy Active	Pascagoula	47	513,071	1	1,638			561	561	102.4	965	0	0

¹ US Locations that do not meet criteria of at least ten (10) Acres AND at least \$10M PRV. US Territories and Non-US Locations that do not meet criteria of at least ten (10) Acres OR at least \$10M PRV.

DEPARTMENT OF DEFENSE - Navy
Base Structure Report - As of 30 Sept 05

SITE	BRAC 2005	COMPONENT	NAME NEAREST CITY	BUILDINGS						ACRES OWNED	TOTAL ACRES	PRV (\$M)	MIL	CIV	OTHER
				OWNED		LEASED		LICENSE / PERMIT							
				COUNT	SQFT	COUNT	SQFT	COUNT	SQFT						
OTHER SITE(S) ¹ : 3				3	344			75	1,064,842	728	2,964	173.1	0	149	0
Mississippi Total:				949	7,696,647	1	1,638	75	1,064,842	13,921	16,480	1,599.9	6,031	1,790	0
Missouri															
OTHER SITE(S) ¹ : 6				17	170,988	1	78,782			27	42	45.5	3,370	197	0
Missouri Total:				17	170,988	1	78,782	0	0	27	42	45.5	3,370	197	0
Montana															
OTHER SITE(S) ¹ : 2				3	21,481			1	17,000	5	6	8.1	242	0	0
Montana Total:				3	21,481	0	0	1	17,000	5	6	8.1	242	0	0
Nebraska															
OTHER SITE(S) ¹ : 2				3	40,397	1	17,724			7	12	10.7	611	0	0
Nebraska Total:				3	40,397	1	17,724	0	0	7	12	10.7	611	0	0
Nevada															
NAS Fallon NV	R	Navy Active	Fallon	579	2,443,047	2	400	1	8	119,335	119,396	1,139.1	347	223	0
NAS Fallon NV (Hawthorne Nevada)		Navy Active	Hawthorne			2	15,356	37	337,796	15	15	92.7			
OTHER SITE(S) ¹ : 5				3	36,118	1	100			0	6	15.5	706	0	0
Nevada Total:				582	2,479,165	5	15,856	38	337,804	119,349	119,416	1,247.3	1,053	223	0
New Jersey															
NAWCADLKE Non-NIF Lakehurst NJ	R	Navy Active	Lakehurst	193	2,717,374					7,430	7,430	1,042.0	187	234	70
NRC Fort Dix NJ		Navy Reserve	Fort Dix	11	100,837					14	14	22.4	601	0	0
NWS Earle NJ	R	Navy Active	Colts Neck	495	2,260,318	50	346,710			11,851	11,851	1,167.0	265	0	0
OTHER SITE(S) ¹ : 5				5	159,908					13	25	42.7	207	0	0
New Jersey Total:				704	5,238,437	50	346,710	0	0	19,308	19,320	2,274.0	1,260	234	70
New Mexico															
NAS Corpus Christi TX (White Sands NM)		Navy Active	White Sands Msl Rge	41	192,492			1	4,224	85	85	56.1			
New Mexico Total:				41	192,492	0	0	1	4,224	85	85	56.1	0	0	0
New York															
NAVSUBASE New London CT (Mitchel Field NY)		Navy Active	Hempstead	100	464,372					45	45	73.3			

¹ US Locations that do not meet criteria of at least ten (10) Acres AND at least \$10M PRV. US Territories and Non-US Locations that do not meet criteria of at least ten (10) Acres OR at least \$10M PRV.

DEPARTMENT OF DEFENSE - Navy
Base Structure Report - As of 30 Sept 05

SITE	BRAC 2005	COMPONENT	NAME NEAREST CITY	BUILDINGS				ACRES OWNED	TOTAL ACRES	PRV (\$M)	MIL	CIV	OTHER		
				OWNED		LEASED								LICENSE / PERMIT	
				COUNT	SQFT	COUNT	SQFT							COUNT	SQFT
NAVSUBBASE New London CT (Mitchel Manor 1 NY)		Navy Active	Hempstead	18	225,398			12	12	27.8					
NAVSUBBASE New London CT (Mitchel Manor 2 NY)		Navy Active	Hempstead	16	220,402			37	37	43.8					
NAVSUPPU Saratoga Springs NY		Navy Active	Saratoga Springs	95	495,620			123	123	56.5	0	4	0		
NS Newport RI (NUWC Fishers Island NY)		Navy Active	Fishers Island	9	47,754	1	168	70	78	19.4					
NWIRP Bethpage NY		Navy Active	Bethpage	43	1,831,856			143	148	438.4					
NWIRP Calverton NY		Navy Active	Calverton	64	843,870			6,048	6,048	363.9					
OTHER SITE(S)¹ : 11				25	305,462			35	41	67.0	3,214	0	0		
New York Total:				370	4,434,734	1	168	0	0	6,513	6,533	1,090.1	3,214	4	0
<u>North Carolina</u>															
NS Norfolk VA (Harvey Pt NC)		Navy Active	Hertford	21	40,593			1,414	1,414	36.5					
OTHER SITE(S)¹ : 14				7	185,558	1	637	85	178	30.2	1,594	0	0		
North Carolina Total:				28	226,151	1	637	0	0	1,499	1,592	66.7	1,594	0	0
<u>North Dakota</u>															
OTHER SITE(S)¹ : 3				6	24,487			2	836	9.5	87	1	0		
North Dakota Total:				6	24,487	0	0	0	0	2	836	9.5	87	1	0
<u>Northern Mariana Islands</u>															
NAVBASE Guam (Farrallon De Medinilla)		Navy Active	Saipan Mariana Isl						206						
NAVBASE Guam (Saipan)		Navy Active	Saipan Mariana Isl						177						
NAVBASE Guam (Tinian)		Navy Active	Tinian Mariana Isl						16,554						
Northern Mariana Islands Total:				0	0	0	0	0	0	0	16,937	0.0	0	0	0
<u>Ohio</u>															
NMCRC Columbus		Navy Reserve	Columbus	15	198,058			33	33	38.6	923	0	0		
NMCRC Toledo		Navy Reserve	Toledo	3	52,591			14	14	11.7	339	0	0		
NS Great Lakes IL (Bratenahl)		Navy Active	Cleveland	8	76,675			27	31	18.6	2	0	0		
OTHER SITE(S)¹ : 5				15	230,323			9	24	39.3	1,584	0	0		
Ohio Total:				41	557,647	0	0	0	0	83	101	108.2	2,848	0	0
<u>Oklahoma</u>															
NMCRC Tulsa	C	Navy Reserve	Broken Arrow	2	63,644			11	11	11.1	635	0	0		
Oklahoma Total:				2	63,644	0	0	0	0	11	11	11.1	635	0	0

¹ US Locations that do not meet criteria of at least ten (10) Acres AND at least \$10M PRV. US Territories and Non-US Locations that do not meet criteria of at least ten (10) Acres OR at least \$10M PRV.

DEPARTMENT OF DEFENSE - Navy
Base Structure Report - As of 30 Sept 05

SITE	BRAC 2005	COMPONENT	NAME NEAREST CITY	BUILDINGS						ACRES OWNED	TOTAL ACRES	PRV (\$M)	MIL	CIV	OTHER
				OWNED		LEASED		LICENSE / PERMIT							
				COUNT	SQFT	COUNT	SQFT	COUNT	SQFT						
Oregon															
NAS Whidbey Island WA (NAVWPNSSYSTRAFAC Brdman)		Navy Active	Boardman	9	20,058					47,432	62,871	22.4			
NMCRC Portland		Navy Reserve	Portland	5	67,119	2	1,497			14	14	15.6	689	0	0
OTHER SITE(S)¹ : 3				7	37,281	6	20,245			2	49	12.1	408	0	0
Oregon Total:				21	124,458	8	21,742	0	0	47,449	62,934	50.2	1,097	0	0
Pennsylvania															
CSO NAWC-AD Warminster PA		Navy Caretaker	Warminster	63	1,411,349					461	542	396.3			
CSO NH Philadelphia PA		Navy Caretaker	Philadelphia	49	694,879					49	49	176.2			
NAS JRB Willow Grove PA		C Navy Reserve	Willow Grove	121	1,128,163					884	967	420.8	4,123	4,902	0
NMCRC Pittsburg		R Navy Reserve	Pittsburg	3	74,116					13	13	13.4	524	0	0
NSA Mechanicsburg PA		R Navy Active	Mechanicsburg	145	8,717,668					844	857	1,030.7	0	821	0
NSA Mechanicsburg PA (Det Phil Annex PNBC)		R Navy Active	Philadelphia	54	2,402,532					271	271	615.9			
NSA Mechanicsburg PA (Det Philiadelphia PA)		R Navy Active	Philadelphia	50	2,261,338					134	134	432.7	0	2,768	0
OTHER SITE(S)¹ : 11				101	976,916					34	35	407.1	979	0	0
Pennsylvania Total:				586	17,666,961	0	0	0	0	2,689	2,868	3,493.0	5,626	8,491	0
Puerto Rico															
NAS Jacksonville FL (Fort Allen Puerto Rico)		Navy Active	Juana Diaz	2	7,467					117	117	3.3			
NAS Jacksonville FL (Isabela Puerto Rico)		Navy Active	Isabela	8	36,604					413	413	18.4			
NAS Jacksonville FL (LF Tran Site Aguada)		Navy Active	Aguada	2	14,529					388	388	8.6			
NAS Jacksonville FL (Salinas Receiver Site)		Navy Active	Salinas Salinas	2	8,011					249	249	3.9			
NAS Jacksonville FL (Vieques West P Rico)		Navy Active	Vieques Vieques	1	7,395					103	386	4.9			
NAVACT Puerto Rico		Navy Active	Roosevelt San Juan	1,244	4,950,715			1	52,255	8,091	8,266	1,866.1	298	4	0
NAVACT Puerto Rico (Cabeza De Perro)		Navy Active	Naguabo							29	29				
NAVACT Puerto Rico (Camp Garcia/Vieques)		Navy Active	NS Roosevelt Roads	22	41,801							86.2			
NAVACT Puerto Rico (Flamingo Pt/Culebra)		Navy Active	NS Roosevelt Roads	4	6,019					73	79	1.6			
NAVACT Puerto Rico (NSGA Sabana Seca PR)		Navy Active	Sabana Seca Manati	164	455,426					2,562	2,927	150.7	0	0	16

¹ US Locations that do not meet criteria of at least ten (10) Acres AND at least \$10M PRV. US Territories and Non-US Locations that do not meet criteria of at least ten (10) Acres OR at least \$10M PRV.

DEPARTMENT OF DEFENSE - Navy
Base Structure Report - As of 30 Sept 05

SITE	BRAC 2005	COMPONENT	NAME NEAREST CITY	BUILDINGS						ACRES OWNED	TOTAL ACRES	PRV (\$M)	MIL	CIV	OTHER
				OWNED		LEASED		LICENSE / PERMIT							
				COUNT	SQFT	COUNT	SQFT	COUNT	SQFT						
NAVACT Puerto Rico (Pico Del Este-AFWTF)		Navy Active	NS Roosevelt Roads	9	20,063					76	76	16.0			
NAVACT Puerto Rico (Pineros Island)		Navy Active	NS Roosevelt Roads							325	325				
NAVACT Puerto Rico (Stop 7 1/2/Res Off Bch)		Navy Active	NS Roosevelt Roads	13	32,144					8	8	24.9			
NAVACT Puerto Rico (Vieques East)		Navy Active	NS Roosevelt Roads	8	13,843					14,121	14,121	11.2			
NAVACT Puerto Rico (Vieques West)		Navy Active	Vieques Vieques							1	123				
OTHER SITE(S)¹ : 3				1	330			1	5,179		4	2.7	103	0	0
Puerto Rico Total:				1,480	5,594,347	0	0	2	57,434	26,557	27,513	2,198.7	401	4	16
<u>Rhode Island</u>															
CSO CBC Davisville RI		Navy Caretaker	Davisville	161	2,752,872					910	910	553.7			
NMCRRC Providence		Navy Reserve	Providence	2	68,222					20	20	13.5	155	0	0
NS Newport RI	R	Navy Active	Newport	900	8,020,251					1,410	1,499	1,981.6	3,573	3,631	0
NS Newport RI (Gould Island RI)		Navy Active	Jamestown	1	28,080					13	13	12.8			
OTHER SITE(S)¹ : 1						1	10,989					3.0			
Rhode Island Total:				1,064	10,869,425	1	10,989	0	0	2,353	2,441	2,564.6	3,728	3,631	0
<u>South Carolina</u>															
CSO NSY Charleston SC		Navy Caretaker	North Charleston	165	3,139,538					835	836	927.7			
NH Beaufort SC		Navy Active	Beaufort	20	460,824	1	64			122	127	144.8	791	856	0
NH Charleston SC		Navy Active	Charleston	3	399,836					23	24	98.3			
NWS Charleston	R	Navy Active	Goose Creek	1,350	8,407,593					16,036	17,177	1,581.2	6,774	3,497	0
NWS Charleston (Short Stay)		Navy Active	Moncks Corner	46	63,154						57	11.6			
OTHER SITE(S)¹ : 8				283	3,209,473			1	23,890	20	20	707.4	1,002	0	0
South Carolina Total:				1,867	15,680,418	1	64	1	23,890	17,036	18,241	3,471.1	8,567	4,353	0
<u>South Dakota</u>															
OTHER SITE(S)¹ : 1				1	624	1	16,488			1	1	2.7	107	0	0
South Dakota Total:				1	624	1	16,488	0	0	1	1	2.7	107	0	0
<u>Tennessee</u>															
NSA Midsouth Memphis TN	R	Navy Active	Millington	571	3,603,380	1	2,372			1,479	1,871	674.9	5,074	1,354	157
NSA Midsouth Memphis TN (NSWC Carderock Div)		Navy Active	Memphis	5	462,918					61	147	74.6			

¹ US Locations that do not meet criteria of at least ten (10) Acres AND at least \$10M PRV. US Territories and Non-US Locations that do not meet criteria of at least ten (10) Acres OR at least \$10M PRV.

DEPARTMENT OF DEFENSE - Navy
Base Structure Report - As of 30 Sept 05

SITE	BRAC 2005	COMPONENT	NAME NEAREST CITY	BUILDINGS						ACRES OWNED	TOTAL ACRES	PRV (\$M)	MIL	CIV	OTHER
				OWNED		LEASED		LICENSE / PERMIT							
				COUNT	SQFT	COUNT	SQFT	COUNT	SQFT						
OTHER SITE(S)¹ : 3				11	124,951					11	22	19.3	1,140	0	0
Tennessee Total:				587	4,191,249	1	2,372	0	0	1,551	2,040	768.7	6,214	1,354	157
Texas															
CSO NAS Dallas TX		Navy Caretaker	Dallas	78	573,571	3	10,836			51	732	256.7	73	0	0
NAS Corpus Christi TX	R	Navy Active	Corpus Christi	280	5,408,718					4,083	4,575	1,498.4	5,577	887	0
NAS JRB Ft Worth TX	R	Navy Reserve	Fort Worth	296	2,870,518						70	776.1	4,064	6	0
NAS Kingsville TX	R	Navy Active	Kingsville	134	1,166,488					3,243	6,910	488.4			
NAS Kingsville TX (ALF Orange)		Navy Active	Orange Grove	10	13,915					1,373	1,596	70.7			
NAS Kingsville TX (Dixie Target Range)		Navy Active	Tilden	10	21,499					6,761	7,825	23.5			
NMCRH Harlingen		Navy Reserve	Harlingen	3	63,546						15	10.1	224	0	0
NMCRH San Antonio		Navy Reserve	San Antonio	3	63,196					14	14	10.7	1,261	0	0
NS Ingleside TX	C	Navy Active	Ingleside	86	851,450	1	10,640			1,065	1,070	231.7	2,620	113	0
NWIRP Dallas TX		Navy Active	Dallas	82	4,495,310					315	315	867.3			
NWIRP McGregor TX		Navy Active	McGregor	202	843,356					4,331	4,366	299.2			
OTHER SITE(S)¹ : 8				32	274,360	1	1,960			44	44	47.3	2,721	0	0
Texas Total:				1,216	16,645,927	5	23,436	0	0	21,279	27,530	4,580.1	16,540	1,006	0
Utah															
NSA Monterey (Det Magna Utah)		Navy Active	Magna	133	482,451					518	522	140.5			
OTHER SITE(S)¹ : 1				3	44,260					3	3	8.9	580	0	0
Utah Total:				136	526,711	0	0	0	0	521	525	149.4	580	0	0
Vermont															
OTHER SITE(S)¹ : 1				1	19,616					5	5	3.7	61	0	0
Vermont Total:				1	19,616	0	0	0	0	5	5	3.7	61	0	0
Virgin Islands															
NAVACT Puerto Rico (3 D UTR/St Croix-AFWTF)		Navy Active	Frederiksted	5	21,512					14	14	28.8			
NAVACT Puerto Rico (Crown Mt/St Thom-AFWTF)		Navy Active	Charlotte Amalie	9	20,207					27	27	5.8			
NAVACT Puerto Rico (Sg Hill/St Croix-AFWTF)		Navy Active	Frederiksted	6	7,104					11	11	5.1			
Virgin Islands Total:				20	48,823	0	0	0	0	51	51	39.7	0	0	0

¹ US Locations that do not meet criteria of at least ten (10) Acres AND at least \$10M PRV. US Territories and Non-US Locations that do not meet criteria of at least ten (10) Acres OR at least \$10M PRV.

DEPARTMENT OF DEFENSE - Navy

Base Structure Report - As of 30 Sept 05

SITE	BRAC 2005	COMPONENT	NAME NEAREST CITY	BUILDINGS						ACRES OWNED	TOTAL ACRES	PRV (\$M)	MIL	CIV	OTHER
				OWNED		LEASED		LICENSE / PERMIT							
				COUNT	SQFT	COUNT	SQFT	COUNT	SQFT						
Virginia															
AFEXPTRAACT Camp Peary		Navy Active	Williamsburg	33	126,039	1	250			9,271	9,276	17.1			
NAS Oceana VA	R	Navy Active	Virginia Beach	654	8,368,124	1	80			6,480	13,390	1,932.7	5,816	1,096	0
NAS Oceana VA (ALF Fentress Chesapke)		Navy Active	Virginia Beach	10	18,881					4,711	6,168	60.7			
NAVMEDCEN Portsmouth VA	R	Navy Active	Portsmouth	39	2,225,364					111	111	596.6	1	0	0
NAVPHIBASE Little Creek VA	R	Navy Active	Norfolk	880	5,619,960	2	6,745			2,366	2,373	1,129.6			
NAVPHIBASE Little Creek VA (Fort Story)	R	Navy Active	Norfolk	1	3,768			33	150,596	35	35	29.9	51	0	0
NAVPHIBASE Little Creek VA (Wallops Island VA)		Navy Active	Wallops Island	86	352,690					73	74	91.2			
NS Norfolk VA	R	Navy Active	Norfolk	930	18,088,397					3,974	3,980	3,837.3	38,759	12,110	15
NS Norfolk VA (Craney Island)		Navy Active	Portsmouth	21	122,132					917	919	243.6			
NSA Norfolk NSY	R	Navy Active	Portsmouth	321	7,411,033					1,281	1,295	1,959.2	4,151	9,788	0
NSA Norfolk NSY (St Helena Norfolk)		Navy Active	Norfolk	2	1,044					12	12	26.6			
NSA Norfolk NSY (Stanley Court/NNSY)		Navy Active	Norfolk	81	163,366					16	16	15.8			
NSA Norfolk VA	R	Navy Active	Norfolk	890	5,555,999					923	925	757.1	0	206	0
NSA Norfolk VA (Northwest Chesapke)	R	Navy Active	Chesapeake	178	739,550					2,801	3,798	185.0	0	27	0
NSA Wash (Arlington Service Ctr)		Navy Active	Arlington	16	284,673					31	31	53.3	2	417	0
NSA Wash (NSWC Dahlgren)	R	Navy Active	Dahlgren	308	2,846,324					2,677	2,677	796.7	356	3,683	0
NSA Wash (Pumpkin Neck)		Navy Active	King George	16	29,787					1,641	1,641	14.1			
NWS Yorktown	R	Navy Active	Yorktown	813	4,118,797					10,747	10,748	1,074.5			
NWS Yorktown (Cheatham Annex)		Navy Active	Williamsburg	187	3,067,152					3,144	3,146	401.2	2	0	0
OTHER SITE(S)¹ : 28				37	153,654	95	1,268,926	28	96,810	859	866	161.9	4,057	99	0
Virginia Total:				5,503	59,296,733	99	1,276,001	61	247,406	52,071	61,483	13,384.0	53,195	27,426	15

Washington

CSO NS Puget Sound WA		Navy Caretaker	Seattle	55	1,569,124	1	12,450			152	157	297.3			
NAS Whidbey Island WA	R	Navy Active	Oak Harbor	230	3,048,370					4,210	4,362	1,291.1	5,814	292	0
NAS Whidbey Island WA (OLF Coupeville)		Navy Active	Coupeville	6	6,566					664	1,014	30.1			
NAS Whidbey Island WA (Sea Plane Base)		Navy Active	Oak Harbor	96	581,682					2,772	2,785	493.6			
NAVAL BASE KITSAP	R	Navy Active	Bangor	975	7,264,932					7,189	7,206	2,273.2			
NAVAL BASE KITSAP (Bremerton RR)		Navy Active	Bremerton							654	655	12.9			
NAVAL BASE KITSAP (Bremerton)	R	Navy Active	Bremerton	145	2,608,167	1	16,170			119	121	976.7	203	0	0

¹ US Locations that do not meet criteria of at least ten (10) Acres AND at least \$10M PRV. US Territories and Non-US Locations that do not meet criteria of at least ten (10) Acres OR at least \$10M PRV.

DEPARTMENT OF DEFENSE - Navy
Base Structure Report - As of 30 Sept 05

SITE	BRAC 2005	COMPONENT	NAME NEAREST CITY	BUILDINGS						ACRES OWNED	TOTAL ACRES	PRV (\$M)	MIL	CIV	OTHER
				OWNED		LEASED		LICENSE / PERMIT							
				COUNT	SQFT	COUNT	SQFT	COUNT	SQFT						
NAVAL BASE KITSAP (Jackson Park Hsg)		Navy Active	Bremerton	447	1,375,239					158	160	163.4			
NAVAL BASE KITSAP (Keyport NUWC)		Navy Active	Keyport	196	1,337,901					336	338	445.0			
NAVAL BASE KITSAP (Manchester WA)		Navy Active	Bremerton	27	85,115					234	234	440.6			
NAVAL BASE KITSAP (Shipyard Puget Sound)	R	Navy Active	Bremerton	115	3,835,124					570	570	1,792.4	0	83	0
NAVMAG Indian Island WA		Navy Active	Port Townsend	175	493,492					2,716	2,716	238.4			
NAVMEDCEN Bremerton WA		Navy Active	Bremerton	17	378,188					49	49	129.3			
NMCRC Spokane		Navy Reserve	Spokane	10	67,504					23	23	14.0	433	0	0
NS Everett WA		Navy Active	Everett	48	787,055					213	213	368.2	1,687	88	0
NS Everett WA (Fort Lawton Magnolia)		Navy Active	Seattle	66	168,293					33	33	18.1			
NS Everett WA (Jim Creek)		Navy Active	Oso	46	140,874					4,797	4,901	109.6			
NS Everett WA (Marysville)		Navy Active	Marysville	12	276,567					52	52	66.8			
NS Everett WA (Pacific Beach)		Navy Active	Pacific Beach	45	196,280					53	53	39.0			
OTHER SITE(S)¹ : 34				83	172,290	3	45,656			1,664	1,674	57.2	7,952	14,157	0
Washington Total:				2,794	24,392,763	5	74,276	0	0	26,657	27,315	9,256.9	16,089	14,620	0
West Virginia															
Allegany Ballistics Lab		Navy Active	Keyser	164	944,698					1,639	1,785	303.6			
NAVSECGRUACT Sugar Grove WV		Navy Active	Sugar Grove	101	387,565					592	647	366.6	11	2	0
OTHER SITE(S)¹ : 2				4	57,315					11	11	10.5	372	0	0
West Virginia Total:				269	1,389,578	0	0	0	0	2,242	2,442	680.7	383	2	0
Wisconsin															
NRTF Clam Lake		Navy Active	Ashland	7	30,403					127	127	16.9			
OTHER SITE(S)¹ : 4				8	181,343					19	26	35.9	1,208	0	0
Wisconsin Total:				15	211,746	0	0	0	0	146	153	52.9	1,208	0	0
Wyoming															
OTHER SITE(S)¹ : 1				2	12,471					2	2	2.4	105	0	0
Wyoming Total:				2	12,471	0	0	0	0	2	2	2.4	105	0	0
US/US Territories Total:				54,534	455,370,465	617	4,232,215	267	2,983,136	1,979,143	2,073,290	141,091.2	309,107	155,986	327

¹ US Locations that do not meet criteria of at least ten (10) Acres AND at least \$10M PRV. US Territories and Non-US Locations that do not meet criteria of at least ten (10) Acres OR at least \$10M PRV.

DEPARTMENT OF DEFENSE - Navy
Base Structure Report - As of 30 Sept 05

SITE	BRAC 2005	COMPONENT	NAME NEAREST CITY	BUILDINGS				ACRES OWNED	TOTAL ACRES	PRV (\$M)	MIL	CIV	OTHER		
				OWNED		LEASED								LICENSE / PERMIT	
				COUNT	SQFT	COUNT	SQFT							COUNT	SQFT
Australia															
NAVCOMMSTA H E Holt Exmouth AS		Navy Active	Northwest Cape	88	488,599				18,093	311.0					
Australia Total:				88	488,599	0	0	0	0	18,093	311.0	0	0	0	
Bahamas															
NAS Key West FL (Autec Main Base)		Navy Active	Andros Island	124	578,360				539	297.3	1	0	0		
NAS Key West FL (Autec Salvador Point)		Navy Active	Andros Island	9	11,629					10.1					
OTHER SITE(S)¹ : 4				28	24,381					21.8					
Bahamas Total:				161	614,370	0	0	0	0	539	329.1	1	0	0	
Bahrain															
NSA Bahrain		Navy Active	Bahrain Is	173	923,183	2	2,264		66	207.4	2,007	75	103		
NSA Bahrain (Aviation Unit Muharraq)		Navy Active	Manama	12	24,214	2	67,350			25.4					
NSA Bahrain (Banz Wrhs Compound)		Navy Active	Al Jufayr			15	978,293			101.6					
NSA Bahrain (Dependent School)		Navy Active	Al Jufayr			4	3,150		25	60.1					
NSA Bahrain (Mina Sulman Pier Area)		Navy Active	Al Jufayr	5	2,289	1	63,036			12.3					
OTHER SITE(S)¹ : 3				28	11,101	1	3,751			2.7					
Bahrain Total:				218	960,787	25	1,117,844	0	0	0	91	409.6	2,007	75	103
Br Indian Ocean Territories															
NAVSUPPFAC Diego Garcia IO		Navy Active	Diego Garcia	601	2,489,324				7,000	2,356.1	751	2	53		
Br Indian Ocean Territories Total:				601	2,489,324	0	0	0	0	7,000	2,356.1	751	2	53	
Canada															
OTHER SITE(S)¹ : 2						1	144			1	0.0				
Canada Total:				0	0	1	144	0	0	0	1	0.0	0	0	0
Cuba															
NS Guantanamo Bay		Navy Active	Guantanamo Bay	1,404	5,636,707				28,821	1,896.3	838	142	129		
Cuba Total:				1,404	5,636,707	0	0	0	0	28,821	1,896.3	838	142	129	
Egypt															
NAVMEDRSCHU Three Cairo Egypt		Navy Active	Cairo	20	94,462	3	19,683		3	40.6	23	3	11		

¹ US Locations that do not meet criteria of at least ten (10) Acres AND at least \$10M PRV. US Territories and Non-US Locations that do not meet criteria of at least ten (10) Acres OR at least \$10M PRV.

DEPARTMENT OF DEFENSE - Navy

Base Structure Report - As of 30 Sept 05

SITE	BRAC 2005	COMPONENT	NAME NEAREST CITY	BUILDINGS				ACRES OWNED	TOTAL ACRES	PRV (\$M)	MIL	CIV	OTHER		
				OWNED		LEASED								LICENSE / PERMIT	
				COUNT	SQFT	COUNT	SQFT							COUNT	SQFT
OTHER SITE(S) ¹ : 1						14	28,703			6.8					
Egypt Total:				20	94,462	17	48,386	0	0	0	3	47.4	23	3	11
Greece															
NSA Souda Bay GR											101	281.4	420	57	155
OTHER SITE(S) ¹ : 1												8.5			
Greece Total:				66	490,130	1	2,475	0	0	0	101	289.9	420	57	155
Hong Kong															
OTHER SITE(S) ¹ : 1						1	14,693					4.6			
Hong Kong Total:				0	0	1	14,693	0	0	0	0	4.6	0	0	0
Iceland															
NAS Keflavik IC											51	2,332.5	1,288	91	528
NAS Keflavik IC (Grindavik)											1,039	19.4			
NAS Keflavik IC (H-1/Rockville)											487	46.4			
NAS Keflavik IC (H-3/Hornafirdi)											281	15.5			
NAS Keflavik IC (Helguvik)												113.2			
NAS Keflavik IC (Hvalfjordur)											117	57.9			
NAS Keflavik IC (Sangerdi)											69	0.9			
OTHER SITE(S) ¹ : 1												0.4			
Iceland Total:				340	4,398,082	1	4,435	0	0	0	2,044	2,586.1	1,288	91	528
Indonesia															
NAVMEDRSCHUNIT Two Djakarta												11.8			
Indonesia Total:				3	3,861	0	0	0	0	0	0	11.8	0	0	0
Italy															
NAS Sigonella IT											571	981.5	2,310	195	593
NAS Sigonella IT (Augusta Bay)												55.3			
NAS Sigonella IT (Belpasso Hsg)											104	106.6			
NAS Sigonella IT (Gli Ulivi)												29.6			
NAS Sigonella IT (NAS1 Support Area)												32.3			
NAS Sigonella IT (NATO Magazine Area)											40	0.6			
NSA Lamaddalena IT											47	109.5	361	59	118

¹ US Locations that do not meet criteria of at least ten (10) Acres AND at least \$10M PRV. US Territories and Non-US Locations that do not meet criteria of at least ten (10) Acres OR at least \$10M PRV.

DEPARTMENT OF DEFENSE - Navy

Base Structure Report - As of 30 Sept 05

SITE	BRAC 2005	COMPONENT	NAME NEAREST CITY	BUILDINGS						ACRES OWNED	TOTAL ACRES	PRV (\$M)	MIL	CIV	OTHER
				OWNED		LEASED		LICENSE / PERMIT							
				COUNT	SQFT	COUNT	SQFT	COUNT	SQFT						
NSA Naples IT		Navy Active	Naples	79	1,585,233	166	2,755,795				213	842.7	2,223	442	796
NSA Naples IT (Gaeta)		Navy Active	Gaeta	2	1,590	5	66,398				8	43.8	203	8	3
OTHER SITE(S)¹ : 4				5	7,803	8	23,582				8	5.4			
Italy Total:				337	4,682,155	541	5,886,570	0	0	0	992	2,207.3	5,097	704	1,510
Japan															
COMFLEACT Kadena Okinawa JA		Navy Active	Okinawa Island					79	683,760		629	213.1	2,254	680	2,849
COMFLEACT Kadena Okinawa JA (Awase)		Navy Active	Kadena AB Okinawa	6	11,844						118	14.7			
COMFLEACT Kadena Okinawa JA (Camp Shields)		Navy Active	Camp Shields-Okinawa	21	100,035						88	129.8			
COMFLEACT Kadena Okinawa JA (Sobe Comm Site)		Navy Active	Sobe								132	0.3			
COMFLEACT Kadena Okinawa JA (Tengan Pier)		Navy Active	Tengan	4	5,612						8	19.1			
COMFLEACT Kadena Okinawa JA (White Beach)		Navy Active	White Beach Nav Inst	63	116,460						290	83.7			
COMFLEACT Kadena Okinawa JA (Yomitan Aux Airf)		Navy Active	Sobe	13	56,424						4	37.1			
COMFLEACT Sasebo JA		Navy Active	Sasebo	190	264,797						8,891	1,912.6	699	82	807
COMFLEACT Yokosuka JA		Navy Active	Yokosuka	344	676,145						2,938	3,881.7	2,564	586	5,107
COMFLEACT Yokosuka JA (Ikego Hsg Area)		Navy Active	Ikego	38	47,706						708	475.8			
COMFLEACT Yokosuka JA (Koshiba Pol Dep)		Navy Active	Yokohama	23	8,279						245	312.2			
COMFLEACT Yokosuka JA (Negishi Dh Area)		Navy Active	Yokohama	45	33,001						111	206.1			
COMFLEACT Yokosuka JA (Sanno Hotel Tokyo)		Navy Active	Tokyo	2	783						2	46.4			
COMFLEACT Yokosuka JA (Tsurumi Pol Dep)		Navy Active	Yokohama	36	15,512						46	131.8			
COMFLEACT Yokosuka JA (Yokohama No Dock)		Navy Active	Yokohama	2	1,302			4	96,851		23	93.4			
NAF Atsugi JA		Navy Active	Atsugi	317	703,657						1,237	1,320.4	1,284	176	621
NAF Atsugi JA (Iwo Jima-3181)		Navy Active	Iwo Jima Okinawa								243	275.0			
NAF Atsugi JA (Kami Seya-3096)		Navy Active	Kami Seya	102	325,751						587	145.1			
NAF Atsugi JA (Kisarazu-Jgsdf-3033)		Navy Active	Kisarazu	12	23,095						515	248.5			
NAF Atsugi JA (Totsuka-Ncts-3097)		Navy Active	Totsuka	25	19,074						191	54.9			
NAF Misawa JA		Navy Active	Misawa AFB					74	885,898		27	279.5	660	10	93

¹ US Locations that do not meet criteria of at least ten (10) Acres AND at least \$10M PRV. US Territories and Non-US Locations that do not meet criteria of at least ten (10) Acres OR at least \$10M PRV.

DEPARTMENT OF DEFENSE - Navy
Base Structure Report - As of 30 Sept 05

SITE	BRAC 2005	COMPONENT	NAME NEAREST CITY	BUILDINGS				ACRES OWNED	TOTAL ACRES	PRV (\$M)	MIL	CIV	OTHER		
				OWNED		LEASED								LICENSE / PERMIT	
				COUNT	SQFT	COUNT	SQFT							COUNT	SQFT
NAF Misawa JA (Hachinohe Pol Dep-2006)		Navy Active	Hachinohe	9	4,415				45	53.8					
OTHER SITE(S)¹ : 6						6	33,604		9	18.2					
Japan Total:				1,252	2,413,892	0	0	163	1,700,113	0	17,085	9,953.4	7,461	1,534	9,477
Kenya															
NSA Bahrain (Kenya)		Navy Active	Mombasa	5	7,520					21.4					
Kenya Total:				5	7,520	0	0	0	0	21.4	0	0	0	0	0
Kuwait															
OTHER SITE(S)¹ : 1										3.8	306	66	0		
Kuwait Total:				0	0	0	0	0	0	3.8	306	66	0	0	0
Oman															
OTHER SITE(S)¹ : 1				8	32,927					7.4					
Oman Total:				8	32,927	0	0	0	0	7.4	0	0	0	0	0
Peru															
NAVMEDRSCHCEN Det Lima Peru		Navy Active	Lima							11.5					
Peru Total:				0	0	0	0	0	0	11.5	0	0	0	0	0
Portugal															
OTHER SITE(S)¹ : 1										0	2.7	16	0	0	
Portugal Total:				0	0	0	0	0	0	2.7	16	0	0	0	0
Singapore															
NAVREGCONTRCTR Singapore		Navy Active	Singapore					5	8,085	98.5	131	28	51		
Singapore Total:				0	0	0	0	5	8,085	98.5	131	28	51	0	0
South Korea															
Fleet Activities Chinhae KS		Navy Active	Chinhae	111	316,444					91	96.6	362	11	226	
Fleet Activities Chinhae KS (Pohang)		Navy Active	Pohang	11	64,597					3	57.1				
Fleet Activities Chinhae KS (Yechon)		Navy Active	Yechon								33.2				
Fleet Activities Chinhae KS (Yongsan Garrison)		Navy Active	Yongsan					16	57,040		11.0				
OTHER SITE(S)¹ : 3				1	130			2	5,230		3	9.7	2	0	1

¹ US Locations that do not meet criteria of at least ten (10) Acres AND at least \$10M PRV. US Territories and Non-US Locations that do not meet criteria of at least ten (10) Acres OR at least \$10M PRV.

DEPARTMENT OF DEFENSE - Navy
Base Structure Report - As of 30 Sept 05

SITE	BRAC 2005	COMPONENT	NAME NEAREST CITY	BUILDINGS						ACRES OWNED	TOTAL ACRES	PRV (\$M)	MIL	CIV	OTHER
				OWNED		LEASED		LICENSE / PERMIT							
				COUNT	SQFT	COUNT	SQFT	COUNT	SQFT						
			South Korea Total:	123	381,171	0	0	18	62,270	0	97	207.7	364	11	227
Spain															
NS Rota SP		Navy Active	Rota	1,008	3,961,033						5,962	1,394.7	1,732	176	762
OTHER SITE(S)¹ : 2				1	2,583						1	1.5			
			Spain Total:	1,009	3,963,617	0	0	0	0	0	5,963	1,396.2	1,732	176	762
Trucial Oman Coast															
NSA Bahrain (Fujairah Aviation Unit)		Navy Active	Al Fujayrah			5	39,957					15.2			
			Trucial Oman Coast Total:	0	0	5	39,957	0	0	0	0	15.2	0	0	0
United Kingdom															
JMF St Mawgan UK		Navy Active	St Mawgan	25	294,969							101.2	222	28	20
NAVACT London UK		Navy Active	London	20	105,001	2	188,337			0	104	233.0	819	83	137
OTHER SITE(S)¹ : 1				3	10,395							2.1			
			United Kingdom Total:	48	410,365	2	188,337	0	0	0	104	336.3	1,041	111	157
			Overseas Total:	5,728	27,176,420	594	7,302,840	186	1,770,468	0	80,934	22,503.3	21,476	3,000	13,163
			Worldwide Totals:	60,262	482,546,885	1,211	11,535,055	453	4,753,604	1,979,143	2,154,225	163,594.5	330,583	158,986	13,490

¹ US Locations that do not meet criteria of at least ten (10) Acres AND at least \$10M PRV. US Territories and Non-US Locations that do not meet criteria of at least ten (10) Acres OR at least \$10M PRV.

DEPARTMENT OF DEFENSE - Air Force
Base Structure Report - As of 30 Sept 05

SITE	BRAC 2005	COMPONENT	NAME NEAREST CITY	BUILDINGS						ACRES OWNED	TOTAL ACRES	PRV (\$M)	MIL	CIV	OTHER
				OWNED		LEASED		LICENSE / PERMIT							
				COUNT	SQFT	COUNT	SQFT	COUNT	SQFT						
Alabama															
Abston ANG		Air Natl Guard	Montgomery	8	81,723					27	13.4	40	1	0	
Birmingham IAP	R	Air Natl Guard	Birmingham	38	339,651					145	81.9	1,001	0	0	
Dannelly Field ANG	R	Air Natl Guard	Montgomery	42	327,083					70	74.8	1,011	0	0	
Hall ANG		Air Natl Guard	Dothan	13	97,472					36	18.8	162	0	0	
Martin ANG	R	Air Natl Guard	Gadsden	14	71,253					29	12.3	138	0	0	
Maxwell AFB	R	AF Active	Montgomery	597	5,368,305					2,490	3,615	1,060.9	2,917	1,149	0
Maxwell AFB Gunter Annex		AF Active	Montgomery	230	2,182,096	2	31,567			356	376	363.3	1,260	613	39
Maxwell Family Hsg Annex		AF Active	Montgomery	124	211,398					28	28	18.1			
Montgomery ANG		Air Natl Guard	Montgomery					6	65,123	12	12	10.5	149	0	0
OTHER SITE(S)¹ : 2				3	1,182					2	202	0.4			
Alabama Total:				1,069	8,680,163	2	31,567	6	65,123	2,888	4,540	1,654.5	6,678	1,763	39
Alaska															
Anchorage IAP (ANGB)	C	Air Natl Guard	Anchorage	35	420,123					129	196.9	1,456	1	0	
Barter Island Dew Station Bar		AF Active	Fairbanks	18	114,764					641	641	133.1			
Birch Lake Recreation Annex		AF Active	Fairbanks	31	16,862					51	51	12.4			
Blair Lake AF Range		AF Active	Fairbanks	4	33,094					33,962	33,963	25.3			
Cape Lisburne Long Range Radar Site		AF Active	Point Hope	7	46,258					1,125	1,125	102.9			
Cape Newenham Long Range Radar Site		AF Active	Platinum	9	54,220					2,359	2,359	112.1			
Cape Romanzof Long Range Radar Site		AF Active	Hooper Bay	9	38,913					4,900	4,900	37.6			
Chena River Research Site		AF Active	Fairbanks	2	420					3,791	3,791	50.5			
Clear AFS		AF Active	Anderson	57	868,191					11,438	11,438	549.6	154	59	0
Cold Bay Long Range Radar Site		AF Active	Cold Bay	5	13,548					194	208	31.9			
Eareckson Air Station		AF Active	Atka	103	1,383,516					3,520	3,520	1,961.9			
Eielson AFB	R	AF Active	North Pole	456	5,697,353	222	1,598,875			19,790	19,790	3,791.2	3,800	402	0
Elmendorf AFB	R	AF Active	Anchorage	389	7,464,675			1	19,112	13,426	13,451	3,935.5	7,103	1,309	18
Fort Yukon Long Range Radar Site		AF Active	Fort Yukon	6	47,303					204	205	22.2			
Galena Airport	C	AF Active	Galena	47	418,959					6	163	275.8			
Indian Mountain Long Range Radar Site		AF Active	Hughes	8	33,230					4,226	4,226	51.6			
King Salmon Airport		AF Active	Naknek					56	378,388	868	927	687.9			
Lonely Short Range Radar Site		AF Active	Fairbanks					13	27,465		1,082	60.7			
Oliktok Long Range Radar Site		AF Active	Fairbanks	5	36,636					672	672	47.6			
Point Barrow Long Range Radar Site		AF Active	Fairbanks					6	52,965		266	39.2			

¹ US Locations that do not meet criteria of at least ten (10) Acres AND at least \$10M PRV. US Territories and Non-US Locations that do not meet criteria of at least ten (10) Acres OR at least \$10M PRV.

DEPARTMENT OF DEFENSE - Air Force
Base Structure Report - As of 30 Sept 05

SITE	BRAC 2005	COMPONENT	NAME NEAREST CITY	BUILDINGS						ACRES OWNED	TOTAL ACRES	PRV (\$M)	MIL	CIV	OTHER
				OWNED		LEASED		LICENSE / PERMIT							
				COUNT	SQFT	COUNT	SQFT	COUNT	SQFT						
Point Lay Long Range Radar Site		AF Active	Fairbanks			6	36,640		1,442	1,442	43.3				
Sparrevohn Long Range Radar Site		AF Active	Iliamna	8	41,055				1,179	1,179	51.6				
Tatalina Long Range Radar Site		AF Active	McGrath	7	37,367				4,968	4,970	57.4				
Tin City Long Range Radar Site		AF Active	Wales	6	83,453				708	723	117.6				
Wainwright Short Range Radar Site		AF Active	Fairbanks			8	22,622			1,519	40.1				
OTHER SITE(S)¹ : 44				74	163,611				21,741	21,885	52.2	1	0	0	
Alaska Total:				1,286	17,013,551	222	1,598,875	90	537,192	131,211	134,625	12,488.0	12,514	1,771	18
Arizona															
Air Force Plant No 44		AF Active	Tucson	71	1,030,468				2,174	2,208	262.1				
Davis-Monthan AFB		AF Active	Tucson	1,361	6,096,825				6,373	10,953	1,709.8	6,420	1,045	0	
Gila Bend AF Auxiliary Field		AF Active	Gila Bend	41	143,529				1,885	1,886	89.0				
Luke AF Auxiliary Field No 1		AF Active	Wittman	1	600				400	1,105	85.5				
Luke AFB	R	AF Active	Litchfield Park	790	4,897,653				2,772	4,502	1,291.4	5,947	919	0	
Luke Waste Annex		AF Active	Litchfield Park	11	23,906				41	46	12.9				
Sky Harbor IAP		Air Natl Guard	Phoenix	17	275,733					60	76.3	854	0	0	
The Barry M Goldwater AF Range		AF Active	Gila Bend	11	10,963				2,671,675	2,671,680	105.8				
Tucson IAP		Air Natl Guard	Tucson	36	567,991			1	1,440	92	98	150.6	1,731	4	0
OTHER SITE(S)¹ : 9				59	204,369			2	12,136	632	724	62.4	1	4	0
Arizona Total:				2,398	13,252,037	0	0	3	13,576	2,686,044	2,693,262	3,845.6	14,953	1,972	0
Arkansas															
Fort Smith Municipal Airport ANG	R	Air Natl Guard	Fort Smith	46	354,661					142	83.2	1,041	0	0	
Little Rock AFB	R	AF Active	Jacksonville	341	3,736,015				6,102	6,898	1,173.0	6,080	420	0	
OTHER SITE(S)¹ : 5				10	60,485	1	100		488	840	9.3	125	1	0	
Arkansas Total:				397	4,151,161	1	100	0	0	6,590	7,880	1,265.4	7,246	421	0
California															
Beale AFB	R	AF Active	Marysville	1,573	4,598,091				22,944	22,944	1,917.2	4,300	548	0	
Channel Islands ANGS	R	Air Natl Guard	Oxnard	20	340,723				206	206	133.4	1,219	0	0	
Edwards AFB	R	AF Active	Rosamond	2,451	9,614,227				300,723	300,723	4,859.4	2,846	2,957	0	
Fort MacArthur Family Hsg Annex		AF Active	San Pedro	417	1,454,857				155	156	210.1				
Fresno Yosemite Intl	R	Air Natl Guard	Fresno	46	381,680					125	134.4	977	0	0	
Hayward Municipal Airport ANG		Air Natl Guard	Hayward	17	148,452					27	40.2	173	0	0	
Lincoln Communications Annex		AF Active	Lincoln	2	16,264				231	231	29.5				
Los Angeles AFB		AF Active	El Segundo	26	1,912,082				96	99	598.4	1,402	1,115	0	
March ARB	R	AF Reserve	Sunnymeade	193	2,567,105				2,275	2,539	1,056.5	4,271	298	0	

¹ US Locations that do not meet criteria of at least ten (10) Acres AND at least \$10M PRV. US Territories and Non-US Locations that do not meet criteria of at least ten (10) Acres OR at least \$10M PRV.

DEPARTMENT OF DEFENSE - Air Force
Base Structure Report - As of 30 Sept 05

SITE	BRAC 2005	COMPONENT	NAME NEAREST CITY	BUILDINGS						ACRES OWNED	TOTAL ACRES	PRV (\$M)	MIL	CIV	OTHER
				OWNED		LEASED		LICENSE / PERMIT							
				COUNT	SQFT	COUNT	SQFT	COUNT	SQFT						
Moffett Fld ANG		Air Natl Guard	Sunnyvale	15	165,846			32	180,729	142	142	115.4	964	13	0
Norwalk Defense Fuel Support Point		AF Reserve	Norwalk	9	7,767					48	55	92.2			
Onizuka AFS	C	AF Active	Sunnyvale	21	582,976					20	23	177.2	93	173	0
Pillar Point AFS		AF Active	Half Moon Bay	13	25,769					55	55	15.8			
Production Flight Test Instl AF Plant 42		AF Active	Palmdale	102	3,230,669					5,843	6,131	1,292.0	59	18	0
Sepulveda National Guard Station		Air Natl Guard	Van Nuys					18	97,729	26	26	22.4	133	0	0
Travis AFB		AF Active	Fairfield	1,668	9,785,514	148	441,593			5,130	6,383	3,311.5	9,844	1,186	5
Travis Water System Annex No 2		AF Active	Elmira	14	20,110					206	206	17.4			
Vandenberg AFB	R	AF Active	Lompoc	2,651	9,250,545	9	32,907			98,171	132,184	3,565.2	2,725	1,066	0
OTHER SITE(S)¹ : 59				3,463	25,959,928	5	5,052	4	32,303	27,802	29,565	90.9	826	106	0
California Total:				12,701	70,062,605	162	479,552	54	310,761	464,073	501,820	17,679.0	29,832	7,480	5
Colorado															
Buckley AFB	R	AF Active	Aurora	166	2,332,129					3,283	3,872	782.1	3,251	468	0
Buckley Annex	R	AF Active	Denver	3	634,231	1	84,860			72	72	139.8			
Cheyenne Mountain AFS		AF Active	Colorado Springs	51	338,485					499	567	178.8	463	88	0
Fort Carson Weapons Range		Air Natl Guard	Pueblo	5	12,224					3,110	3,110	11.6			
Greely ANG		Air Natl Guard	Greely	7	61,014						17	15.7			
Peterson AFB	R	AF Active	Colorado Springs	396	3,615,166	36	338,788			201	1,295	1,023.3	5,151	2,297	34
Schriever AFB		AF Active	Ellicott	56	1,521,110					3,198	4,172	582.0	2,136	519	0
USAF Academy	R	AF Active	Colorado Springs	1,094	8,733,804					53,127	53,276	2,140.8	1,974	1,442	0
USAF Academy Auxiliary Airfield		AF Active	Ellicott	1	1,651						197	10.3			
OTHER SITE(S)¹ : 7				91	1,488,268	3	27,486	1	300	763	1,732	21.1	1	3	0
Colorado Total:				1,870	18,738,082	40	451,134	1	300	64,253	68,310	4,905.5	12,976	4,817	34
Connecticut															
Bradley IAP (ANG)	R	Air Natl Guard	Windsor Locks	33	316,276					4	148	93.3	950	0	0
Orange ANG Communication Station		Air Natl Guard	New Haven	7	58,792					21	29	12.0	258	0	0
Connecticut Total:				40	375,068	0	0	0	0	25	177	105.3	1,208	0	0
Delaware															
Dover AFB	R	AF Active	Dover	600	5,480,647					3,218	3,824	1,426.3	4,984	685	0
Dover Family Hsg Annex		AF Active	Lebanon	150	364,932					76	77	44.7			
New Castle County Airport	R	Air Natl Guard	Newport	36	281,635						80	76.5	1,071	0	0
OTHER SITE(S)¹ : 2										2	3	0.0			

¹ US Locations that do not meet criteria of at least ten (10) Acres AND at least \$10M PRV. US Territories and Non-US Locations that do not meet criteria of at least ten (10) Acres OR at least \$10M PRV.

DEPARTMENT OF DEFENSE - Air Force
Base Structure Report - As of 30 Sept 05

SITE	BRAC 2005	COMPONENT	NAME NEAREST CITY	BUILDINGS						ACRES OWNED	TOTAL ACRES	PRV (\$M)	MIL	CIV	OTHER
				OWNED		LEASED		LICENSE / PERMIT							
				COUNT	SQFT	COUNT	SQFT	COUNT	SQFT						
Delaware Total:				786	6,127,214	0	0	0	0	3,296	3,984	1,547.4	6,055	685	0
District of Columbia															
Bolling AFB	R	AF Active	Washington	470	5,282,035					607	607	847.9	1,998	907	0
District of Columbia Total:				470	5,282,035	0	0	0	0	607	607	847.9	1,998	907	0
Florida															
Arbuckle Airfield		AF Active	Avon Park	40	185,916					5,145	5,147	86.8			
Avon Park AF Range		AF Active	Avon Park	5	2,915					100,929	100,929	25.8	0	31	0
Camp Blanding Military Reservation (ANG)		Air Natl Guard	Starke	22	121,339						218	17.6	235	0	0
Cape Canaveral AFS		AF Active	Port Canaveral	606	3,829,238					17,087	17,092	1,497.2	269	234	0
Cape San Blas Missile Tracking Annex D-3		AF Active	Port St Joe	18	38,641					679	679	12.3			
Cudjoe Key AFS		AF Active	Perky	13	23,399					67	70	13.0			
Eglin AF Auxiliary Field #3		AF Active	Crestview	293	1,266,287					1,348	1,348	451.5	1,486	33	0
Eglin AF Auxiliary Field #6		AF Active	Milton	57	186,915					629	629	90.8	24	91	0
Eglin AF Auxiliary Field #9	R	AF Active	Mary Esther	536	4,487,689	76	450,404			6,634	6,634	1,083.1	7,077	717	0
Eglin AFB	R	AF Active	Valpariso	1,999	10,661,157					453,460	453,594	2,794.4	6,999	3,195	0
Homestead ARS	R	AF Reserve	Homestead	121	970,999					1,943	2,311	456.2	1,290	236	0
Jacksonville IAP ANG	R	Air Natl Guard	Callahan	37	330,497						332	84.2	1,083	0	0
Jonathan Dickinson Missile Tracking Anx		AF Active	Hobe Sound	9	26,355						12	13.6			
MacDill AFB	R	AF Active	Tampa	571	4,981,231					5,630	5,767	1,331.9	5,587	1,164	55
Malabar Transmitter Annex		AF Active	Malabar	9	35,208					640	640	12.3			
Patrick AFB		AF Active	Cocoa Beach	540	3,997,783					2,108	2,341	1,050.4	2,562	1,153	10
Tyndall AFB	R	AF Active	Springfield	1,008	5,132,728					28,767	28,824	1,256.3	4,174	634	0
OTHER SITE(S)¹ : 35				29	287,255					468	483	3.6	20	0	0
Florida Total:				5,913	36,565,552	76	450,404	0	0	625,534	627,050	10,281.1	30,806	7,488	65
Georgia															
Air Force Plant No 6		AF Active	Marietta	94	6,464,943					755	755	1,209.3			
Dobbins ARB	R	AF Reserve	Marietta	88	990,634					1,666	1,913	355.1	2,209	471	0
Glynco ANG		Air Natl Guard	Brunswick	5	68,540						14	11.4			
Moody AFB	R	AF Active	Valdosta	335	2,512,209					5,095	5,497	743.9	3,652	365	0
Robins AFB	R	AF Active	Warner Robins	1,034	13,972,193					8,282	8,435	2,946.2	7,344	11,156	0
Savannah/Hilton Head IAP	R	Air Natl Guard	Savannah	101	666,223						290	169.8	947	0	0
OTHER SITE(S)¹ : 10				57	127,012					6,380	6,445	30.3	537	2	0

¹ US Locations that do not meet criteria of at least ten (10) Acres AND at least \$10M PRV. US Territories and Non-US Locations that do not meet criteria of at least ten (10) Acres OR at least \$10M PRV.

DEPARTMENT OF DEFENSE - Air Force
Base Structure Report - As of 30 Sept 05

SITE	BRAC 2005	COMPONENT	NAME NEAREST CITY	BUILDINGS						ACRES OWNED	TOTAL ACRES	PRV (\$M)	MIL	CIV	OTHER
				OWNED		LEASED		LICENSE / PERMIT							
				COUNT	SQFT	COUNT	SQFT	COUNT	SQFT						
Georgia Total:				1,714	24,801,754	0	0	0	0	22,178	23,349	5,466.0	14,689	11,994	0
Guam															
Andersen Administration Annex		AF Active	Agana	130	755,018					1,969	2,024	276.4			
Andersen AFB	R	AF Active	Agana	1,274	4,914,261			5	271,174	11,093	11,096	4,435.6	2,214	429	0
Andersen AFS		AF Active	Agana	6	16,773					24	32	21.3			
Andersen Communications Annex No 2		AF Active	Agana							432	432	12.4			
Andersen Family Hsg Annex No 4		AF Active	Agana	12	19,703					408	408	0.0			
Andersen Water Supply Annex		AF Active	Agana	2	384					8	55	10.3			
Northwest Guam AFB		AF Active	Agana	10	58,899					4,378	4,378	632.3			
Guam Total:				1,434	5,765,038	0	0	5	271,174	18,312	18,425	5,388.4	2,214	429	0
Hawaii															
Barking Sands Communication Station		Air Natl Guard	Kekaha					4	31,016	11	11	14.7	132	0	0
Bellows AFS		AF Active	Waimanalo	97	142,139					410	487	116.7	26	4	0
Hickam AFB	R	AF Active	Honolulu	1,240	7,014,709					2,515	2,523	2,677.6	5,829	1,329	17
Kaena Point Sattelite Tracking Station		AF Active	Waialua	25	69,531					2	153	53.6	2	18	0
Kokee AFS		AF Active	Kekaha	12	23,239						11	12.7	47	0	0
OTHER SITE(S)¹ : 16				55	223,811			20	98,227	132	784	149.9	688	22	0
Hawaii Total:				1,429	7,473,429	0	0	24	129,243	3,070	3,969	3,025.2	6,724	1,373	17
Idaho															
Boise Air Terminal (ANG)	R	Air Natl Guard	Boise	174	1,547,160						576	323.3	1,359	0	0
Mountain Home AFB	R	AF Active	Mountain Home	1,079	4,909,949					6,442	6,844	2,301.9	4,470	419	0
Saylor Creek AF Range		AF Active	Bruneau	5	10,918					103,386	109,466	13.4			
OTHER SITE(S)¹ : 42				29	26,918					14,936	18,904	33.1			
Idaho Total:				1,287	6,494,945	0	0	0	0	124,764	135,790	2,671.6	5,829	419	0
Illinois															
Capital Municipal Airport ANG	R	Air Natl Guard	Springfield	34	345,326						91	109.2	1,156	0	0
Greater Peoria Regional Airport ANG	R	Air Natl Guard	Bartonville	32	415,503						765	145.2	1,297	0	0
Scott AFB	R	AF Active	Shiloh	933	7,004,918					2,820	3,545	2,104.3	7,154	2,586	29
OTHER SITE(S)¹ : 5				233	2,795,694	1	1,083	0	0	1,379	1,385	11.5	0	6	0
Illinois Total:				1,232	10,561,441	1	1,083	0	0	4,199	5,786	2,370.2	9,607	2,592	29

¹ US Locations that do not meet criteria of at least ten (10) Acres AND at least \$10M PRV. US Territories and Non-US Locations that do not meet criteria of at least ten (10) Acres OR at least \$10M PRV.

DEPARTMENT OF DEFENSE - Air Force
Base Structure Report - As of 30 Sept 05

SITE	BRAC 2005	COMPONENT	NAME NEAREST CITY	BUILDINGS						ACRES OWNED	TOTAL ACRES	PRV (\$M)	MIL	CIV	OTHER
				OWNED		LEASED		LICENSE / PERMIT							
				COUNT	SQFT	COUNT	SQFT	COUNT	SQFT						
Indiana															
Fort Wayne IAP	R	Air Natl Guard	Fort Wayne	30	346,964					166	111.3	993	0	0	
Hulman Regional Airport	R	Air Natl Guard	Terre Haute	47	341,862				37	121	106.1	1,011	0	0	
OTHER SITE(S)¹ : 4				127	1,646,370			10	25,062	3,468	3,925	573.8	1,246	239	
Indiana Total:				204	2,335,196	0	0	10	25,062	3,505	4,212	791.2	3,250	239	0
Iowa															
Des Moines IAP ANG	R	Air Natl Guard	Des Moines	30	215,307	4	168,183			172	97.7	996	0	0	
Sioux Gateway Airport/Col Bud Day Field (ANG)	R	Air Natl Guard	Sergeant Bluff	45	436,101				16	305	128.2	880	0	0	
OTHER SITE(S)¹ : 1				13	40,014					10	8.6	140	1	0	
Iowa Total:				88	691,422	4	168,183	0	0	16	487	234.5	2,016	1	0
Johnston Atoll															
Johnston Atoll Airfield		AF Active	Honolulu	72	288,299					684	684	0.0	0	0	
Johnston Atoll Total:				72	288,299	0	0	0	0	684	684	0.0	0	0	5
Kansas															
McConnell AFB	R	AF Active	Wichita	891	4,698,159					2,692	3,545	1,364.1	4,199	327	
Smoky Hill ANG Range		Air Natl Guard	Brookville	33	47,663					33,873	33,873	49.1	42	0	
OTHER SITE(S)¹ : 1				31	547,624					192	215	0.0	945	28	
Kansas Total:				955	5,293,446	0	0	0	0	36,757	37,633	1,413.3	5,186	355	0
Kentucky															
Standiford Field ANG	R	Air Natl Guard	Louisville	14	365,460					81	86.0	1,223	0	0	
Kentucky Total:				14	365,460	0	0	0	0	0	81	86.0	1,223	0	0
Louisiana															
Barksdale AFB	R	AF Active	Bossier City	963	6,054,181					21,802	22,361	1,601.9	7,384	512	
New Orleans NAS ANG	R	Air Natl Guard	Belle Chase	37	304,838			3	42,571	67	82.4	1,029	10	0	
OTHER SITE(S)¹ : 9				457	2,337,453			30	317,241	8,937	9,007	102.8	1,163	111	
Louisiana Total:				1,457	8,696,472	0	0	33	359,812	30,739	31,435	1,787.0	9,576	633	0
Maine															
Bangor IAP (ANG)	R	Air Natl Guard	Bangor	51	693,669					304	498	226.5	1,027	0	
Searsport Defense Fuel Support Point		AF Active	Searsport	22	15,153					20	1,266	238.4	0	2	
South Portland ANG		Air Natl Guard	South Portland	9	56,313					12	11.1	277	0	0	

¹ US Locations that do not meet criteria of at least ten (10) Acres AND at least \$10M PRV. US Territories and Non-US Locations that do not meet criteria of at least ten (10) Acres OR at least \$10M PRV.

DEPARTMENT OF DEFENSE - Air Force
Base Structure Report - As of 30 Sept 05

SITE	BRAC 2005	COMPONENT	NAME NEAREST CITY	BUILDINGS						ACRES OWNED	TOTAL ACRES	PRV (\$M)	MIL	CIV	OTHER
				OWNED		LEASED		LICENSE / PERMIT							
				COUNT	SQFT	COUNT	SQFT	COUNT	SQFT						
OTHER SITE(S)¹ : 4				8	64,690	1	142,400			2,335	2,351	0.0	0	7	0
Maine Total:				90	829,825	1	142,400	0	0	2,659	4,127	476.0	1,304	9	0
<u>Maryland</u>															
Andrews AFB	R	AF Active	Camp Springs	1,003	7,877,525					4,346	4,996	2,107.0	7,220	1,155	0
Brandywine Globecom Annex		AF Active	Brandywine	9	24,036					1,635	1,640	17.3			
Governors Bridge Globecom Annex		AF Active	Davidsonville	2	26,540					852	864	16.2			
Martin State Airport ANG	R	Air Natl Guard	Baltimore	49	385,447						175	108.0	1,673	0	0
Summerfield Family Hsg		AF Active	Seat Pleasant			194	1,942,174				234	184.7			
OTHER SITE(S)¹ : 4				18	17,433			3	105,164	20	20	29.0	0	11	0
Maryland Total:				1,081	8,330,981	194	1,942,174	3	105,164	6,853	7,929	2,462.2	8,893	1,166	0
<u>Massachusetts</u>															
Barnes Municipal Airport ANG	R	Air Natl Guard	Westfield	42	328,313					2	190	104.7	965	0	0
Cape Cod AFS		AF Active	Bourne	13	99,462					101	101	37.8	58	5	0
Hanscom AFB	R	AF Active	Bedford	224	3,698,834					780	846	1,020.9	1,489	1,410	0
Otis ANGB	R	Air Natl Guard	Falmouth	182	1,435,181			23	145,520	1,313	4,061	727.3	1,244	164	0
Westover ARB	R	AF Reserve	Chicopee	109	1,417,631					2,515	2,585	677.9	2,407	291	0
OTHER SITE(S)¹ : 9				36	55,704	1	27,145			189	274	22.6	186	0	0
Massachusetts Total:				606	7,035,125	1	27,145	23	145,520	4,900	8,057	2,591.2	6,349	1,870	0
<u>Michigan</u>															
Alpena County Regional Airport		Air Natl Guard	Alpena	108	442,905						674	186.8	206	0	0
Selfridge ANG Base	R	Air Natl Guard	Mt Clemens	158	1,807,876			1	16,502	2,562	3,076	852.0	2,608	374	0
W K Kellogg Airport	R	Air Natl Guard	Battle Creek	39	371,263						320	126.0	957	0	0
OTHER SITE(S)¹ : 5				1,128	4,143,731					3,595	4,636	5.0	0	2	0
Michigan Total:				1,433	6,765,775	0	0	1	16,502	6,157	8,706	1,169.8	3,771	376	0
<u>Minnesota</u>															
Duluth IAP (ANG)	R	Air Natl Guard	Duluth	48	449,673					23	262	124.1	1,047	28	0
Minneapolis-St Paul IAP-ARS		AF Reserve	Minneapolis	87	1,078,974					215	246	318.6	2,487	157	0
OTHER SITE(S)¹ : 3				5	22,269					34	34	8.4			
Minnesota Total:				140	1,550,916	0	0	0	0	272	542	451.0	3,534	185	0
<u>Mississippi</u>															
Columbus AFB	R	AF Active	Columbus	485	2,483,638					4,408	4,931	660.1	963	433	0
Columbus Auxiliary Airfield		AF Active	Shuqualak	5	11,370					914	1,080	24.8			

¹ US Locations that do not meet criteria of at least ten (10) Acres AND at least \$10M PRV. US Territories and Non-US Locations that do not meet criteria of at least ten (10) Acres OR at least \$10M PRV.

DEPARTMENT OF DEFENSE - Air Force
Base Structure Report - As of 30 Sept 05

SITE	BRAC 2005	COMPONENT	NAME NEAREST CITY	BUILDINGS				ACRES OWNED	TOTAL ACRES	PRV (\$M)	MIL	CIV	OTHER		
				OWNED		LEASED								LICENSE / PERMIT	
				COUNT	SQFT	COUNT	SQFT							COUNT	SQFT
Gulfport-Biloxi Regional Airport (ANG)		Air Natl Guard	Gulfport	83	624,841			12	267	121.0	529	0	0		
Jackson IAP	R	Air Natl Guard	Flowood	27	381,723				139	92.1	1,173	0	0		
Keesler AFB	R	AF Active	Biloxi	1,166	9,405,884			1,496	1,611	1,774.6	5,103	1,561	0		
Keesler Training Annex No 1		AF Active	Biloxi	61	294,980			57	57	31.9					
Key Field ANG	R	Air Natl Guard	Meridian	34	391,697				117	104.4	1,087	8	0		
OTHER SITE(S)¹ : 5				10	16,183			2,050	2,233	8.4					
Mississippi Total:				1,871	13,610,316	0	0	0	0	8,937	10,435	2,817.3	8,855	2,002	0
Missouri															
Jefferson Barracks ANGS	R	Air Natl Guard	St Louis	1	323	31	385,225		135	86.5	341	0	0		
Lambert St Louis IAP ANG	R	Air Natl Guard	St Ann	39	377,791			25	49	106.5	1,278	1	0		
Rosecrans Mem Airport	R	Air Natl Guard	Elwood	44	342,921			54	426	96.8	1,074	8	0		
St Louis AFS		AF Active	St Louis	13	736,550			25	25	207.4	11	0	0		
Whiteman AFB	R	AF Active	Knob Noster	1,003	4,826,291			3,921	6,337	1,756.3	4,319	408	0		
OTHER SITE(S)¹ : 8				15	588,781			3	6,787	357	372	11.9			
Missouri Total:				1,115	6,872,657	31	385,225	3	6,787	4,382	7,344	2,265.4	7,023	417	0
Montana															
Great Falls IAP ANG	R	Air Natl Guard	Great Falls	43	380,953			1	140	125.2	984	0	0		
Malmstrom AFB	R	AF Active	Great Falls	1,015	5,010,198			4,771	29,130	2,855.1	3,587	435	0		
OTHER SITE(S)¹ : 14				5	480	3	52	1,501	1,581	1.8					
Montana Total:				1,063	5,391,631	3	52	0	0	6,273	30,851	2,982.1	4,571	435	0
Nebraska															
Lincoln Municipal Airport (ANG)		Air Natl Guard	Lincoln	36	555,586			202	218	131.9	905	0	0		
Offutt AFB		AF Active	Bellevue	208	5,471,100			1,908	1,923	1,427.5	6,857	1,832	0		
Offutt Communications Anx No 2		AF Active	Elkhorn	7	28,835			372	372	11.7					
Globecom															
Offutt Family Hsg Annex		AF Active	Bellevue	36	407,115			783	786	166.6					
OTHER SITE(S)¹ : 7				4	14,871			581	946	10.3					
Nebraska Total:				291	6,477,507	0	0	0	0	3,846	4,245	1,748.0	7,762	1,832	0
Nevada															
Indian Springs AF Auxiliary Field		AF Active	Indian Springs	82	340,514			2,300	2,300	269.5	771	54	0		
Nellis AF Range		AF Active	Indian Springs	90	132,463			3,092,208	3,092,316	231.8					
Nellis AFB	R	AF Active	Las Vegas	1,716	7,253,848	1	20	14,145	14,161	2,601.6	7,366	975	39		
Nellis Water System Annex		AF Active	Las Vegas	2	19,347			80	107	18.8					

¹ US Locations that do not meet criteria of at least ten (10) Acres AND at least \$10M PRV. US Territories and Non-US Locations that do not meet criteria of at least ten (10) Acres OR at least \$10M PRV.

DEPARTMENT OF DEFENSE - Air Force
Base Structure Report - As of 30 Sept 05

SITE	BRAC 2005	COMPONENT	NAME NEAREST CITY	BUILDINGS						ACRES OWNED	TOTAL ACRES	PRV (\$M)	MIL	CIV	OTHER
				OWNED		LEASED		LICENSE / PERMIT							
				COUNT	SQFT	COUNT	SQFT	COUNT	SQFT						
Reno Tahoe IAP	R	Air Natl Guard	Reno	37	347,144			1	3,134		64	109.7	1,030	0	0
Tonopah Auxiliary Airfield Annex		AF Active	Tonopah	143	1,648,903					2,157	2,157	877.9			
Tonopah Auxiliary Airfield Annex #2		AF Active	Tonopah	93	789,195					109	109	177.3			
OTHER SITE(S)¹ : 23				31	77,303	3	2,978			26,087	26,108	28.0			
Nevada Total:				2,194	10,608,717	4	2,998	1	3,134	3,137,086	3,137,322	4,314.6	9,167	1,029	39
<u>New Hampshire</u>															
New Boston AFS		AF Active	Mount Vernon	25	130,658					2,826	2,873	62.2	11	36	0
Pease Intl Tradeport		Air Natl Guard	Portsmouth	55	478,254			2	834	219	219	165.3	0	1	0
OTHER SITE(S)¹ : 2				20	377,806					286	291	0.0	1,064	10	0
New Hampshire Total:				100	986,718	0	0	2	834	3,331	3,383	227.5	1,075	47	0
<u>New Jersey</u>															
Air Mobility Warfare Center		AF Active	Wrightstown	8	243,381					31	31	50.5			
Atlantic City IAP	R	Air Natl Guard	Pleasantville	35	352,676					296	296	113.5	1,031	0	0
Fort Dix Family Hsg		AF Active	Trenton	71	190,776					37	37	21.4			
McGuire AFB	R	AF Active	Wrightstown	725	7,088,618					3,604	3,661	2,163.6	8,296	719	0
OTHER SITE(S)¹ : 6				27	142,031					9,639	9,895	7.4			
New Jersey Total:				866	8,017,482	0	0	0	0	13,607	13,920	2,356.4	9,327	719	0
<u>New Mexico</u>															
Boles Wells Water System Annex		AF Active	Alamogordo							7,347	7,411	28.4			
Bonito Lake Water System Annex		AF Active	Carrizozo	5	1,529					78	155	18.4			
Cannon AFB	C	AF Active	Clovis	1,106	4,636,294					3,790	4,543	1,445.2	3,513	394	0
Cannon Meadows Hsg Area		AF Active	Portales			151	249,897				39	23.7			
Cannon Place Hsg Area		AF Active	Clovis			202	336,765				40	31.8			
Holloman AFB	R	AF Active	Alamogordo	1,204	7,633,026					52,411	54,055	2,174.6	3,678	834	0
Kirtland AFB	R	AF Active	Albuquerque	1,821	8,923,210					43,990	44,072	2,686.6	4,710	1,921	60
Melrose AF Range		AF Active	Melrose	12	16,279					66,033	87,929	26.9			
OTHER SITE(S)¹ : 13				18	188,662					58	100	65.1			
New Mexico Total:				4,166	21,399,000	353	586,662	0	0	173,707	198,344	6,500.7	11,901	3,149	60
<u>New York</u>															
Air Force Plant No 59		AF Active	Johnson City	4	637,238					29	32	139.6			
Francis S Gabreski Airport (ANG)		Air Natl Guard	Westhampton Beach	31	363,815						89	109.4	953	0	0
Griffiss Northeast Air Defense (NEAD) ANG		Air Natl Guard	Rome	4	57,228					39	39	15.7			

¹ US Locations that do not meet criteria of at least ten (10) Acres AND at least \$10M PRV. US Territories and Non-US Locations that do not meet criteria of at least ten (10) Acres OR at least \$10M PRV.

DEPARTMENT OF DEFENSE - Air Force
Base Structure Report - As of 30 Sept 05

SITE	BRAC 2005	COMPONENT	NAME NEAREST CITY	BUILDINGS						ACRES OWNED	TOTAL ACRES	PRV (\$M)	MIL	CIV	OTHER
				OWNED		LEASED		LICENSE / PERMIT							
				COUNT	SQFT	COUNT	SQFT	COUNT	SQFT						
Hancock Field ANG		Air Natl Guard	North Syracuse	48	482,801					342	342	154.5	1,187	3	0
Newport Test Annex No 2 Transmitter		AF Active	Newport	4	14,247					35	41	10.7			
Niagara Falls IAP-ARS	R	AF Reserve	Niagara Falls	83	867,073					548	985	315.6	2,083	164	0
Rome Laboratory	R	AF Active	Rome	14	1,409,280					108	108	302.8			
Schenectady Airport ANG	R	Air Natl Guard	Schenectady	36	387,354						122	104.6	1,546	0	0
Stewart IAP		Air Natl Guard	New Windsor	30	757,350			1	4,082		268	354.9	1,708	0	0
Verona Test Annex		AF Active	Verona	28	105,866					512	513	39.2			
OTHER SITE(S)¹ : 16				1,917	8,615,246					14,898	16,692	9.0	491	44	0
New York Total:				2,199	13,697,498	0	0	1	4,082	16,511	19,231	1,556.0	7,968	211	0
North Carolina															
Charlotte/Douglas IAP (ANG)	R	Air Natl Guard	Charlotte	28	346,374						99	82.3	1,262	22	0
Dare County Range		AF Active	Stumpy Point	12	32,886					46,595	46,604	21.7			
Fort Fisher Recreation Site		AF Active	Kure Beach	55	128,188					100	101	27.0			
Pope AFB	R	AF Active	Spring Lake	532	3,333,375					1,961	1,963	775.6	5,332	355	0
Seymour Johnson AFB	R	AF Active	Goldsboro	1,280	5,123,506					3,233	4,107	1,016.2	5,076	389	0
Stanly County Airport		Air Natl Guard	Abermale	31	87,035						111	18.4	152	8	0
OTHER SITE(S)¹ : 9				23	97,549					202	231	16.1	209	0	0
North Carolina Total:				1,961	9,148,913	0	0	0	0	52,091	53,216	1,957.2	12,031	774	0
North Dakota															
Cavalier AFS		AF Active	Mountain	20	29,461			17	382,940	650	650	307.5	24	6	0
Grand Forks AFB	R	AF Active	Emerado	813	5,586,884					6,821	23,501	1,339.5	2,628	352	0
Grand Forks Defense Fuel Support Point		AF Active	Grand Forks	4	2,853					11	28	30.3			
Hector IAP (ANG)	R	Air Natl Guard	Fargo	31	371,175						243	118.4	1,017	0	0
Minot AFB		AF Active	Minot	1,382	8,156,599					5,416	24,736	2,785.6	4,727	526	0
OTHER SITE(S)¹ : 8				5	1,369					328	337	5.5			
North Dakota Total:				2,255	14,148,341	0	0	17	382,940	13,226	49,495	4,586.8	8,396	884	0
Ohio															
Blue Ash ANG		Air Natl Guard	Blue Ash	15	51,571						12	11.2	142	0	0
Camp Perry ANG		Air Natl Guard	Port Clinton	19	112,966						43	19.8	211	0	0
Mansfield Lahm Airport ANG	R	Air Natl Guard	Mansfield	29	289,534						227	73.0	1,027	0	0
Rickenbacker IAP (ANG)	R	Air Natl Guard	Lockbourne	29	511,004					511	1,089	248.0	1,370	3	0
Springfield Beckley Municipal Airport	R	Air Natl Guard	Springfield	32	368,514						130	106.2	1,074	12	0
Toledo Express Airport ANG	R	Air Natl Guard	Swanton	37	333,289						135	88.5	1,058	0	0

¹ US Locations that do not meet criteria of at least ten (10) Acres AND at least \$10M PRV. US Territories and Non-US Locations that do not meet criteria of at least ten (10) Acres OR at least \$10M PRV.

DEPARTMENT OF DEFENSE - Air Force
Base Structure Report - As of 30 Sept 05

SITE	BRAC 2005	COMPONENT	NAME NEAREST CITY	BUILDINGS						ACRES OWNED	TOTAL ACRES	PRV (\$M)	MIL	CIV	OTHER
				OWNED		LEASED		LICENSE / PERMIT							
				COUNT	SQFT	COUNT	SQFT	COUNT	SQFT						
Wright Patterson AFB	R	AF Active	Fairborn	790	15,909,691					7,631	8,145	3,970.5	6,731	9,896	0
Youngstown-Warren Regional Airport ARS		AF Reserve	Vienna	60	612,026					567	658	173.4	1,485	175	0
OTHER SITE(S)¹ : 4				15	39,346					72	459	9.5	130	0	0
Ohio Total:				1,026	18,227,941	0	0	0	0	8,781	10,898	4,700.1	13,228	10,086	0
Oklahoma															
Altus AFB	R	AF Active	Altus	1,008	4,099,009					4,087	7,054	1,174.0	1,617	1,311	0
Kegelman AF Auxiliary Field		AF Active	Jet	9	9,619					1,066	1,285	38.6			
Tinker AFB	R	AF Active	Midwest City	697	15,749,596					3,951	4,885	3,354.8	8,886	12,867	0
Tinker Support Annex		AF Active	Midwest City	26	168,535					88	129	38.5			
Tulsa IAP	R	Air Natl Guard	Tulsa	41	368,113						80	93.1	1,156	0	0
Vance AFB	R	AF Active	Enid	495	1,693,354					2,000	3,412	508.5	791	134	0
Will Rogers World Airport	R	Air Natl Guard	Oklahoma City	28	361,755						133	87.9	1,280	0	0
OTHER SITE(S)¹ : 7				10	10,588	1	4			657	670	4.8	1	0	0
Oklahoma Total:				2,314	22,460,569	1	4	0	0	11,849	17,648	5,300.3	13,731	14,312	0
Oregon															
Klamath Falls Airport-Kingsley Field		Air Natl Guard	Klamath Falls	68	447,317					88	1,072	146.6	1,033	10	0
Portland IAP	R	Air Natl Guard	Portland	62	691,855						246	222.6	2,191	100	0
OTHER SITE(S)¹ : 4				23	150,042					2,881	2,889	9.8	137	1	0
Oregon Total:				153	1,289,214	0	0	0	0	2,969	4,207	379.1	3,361	111	0
Pennsylvania															
Fort Indiantown Gap ANGS		Air Natl Guard	Lickdale	59	185,599						131	39.0	580	0	0
Harrisburg IAP		Air Natl Guard	Middletown	30	292,969	1	15,077				42	76.9	1,124	7	0
Pittsburgh IAP (ANG)		Air Natl Guard	Coraopolis	35	384,480						178	111.5	1,371	0	0
Pittsburgh IAP-ARS	R	AF Reserve	Coraopolis	54	517,317					12	181	123.8	1,195	121	0
State College ANGS		Air Natl Guard	State College	5	44,221						23	11.4	134	0	0
Willow Grove ARS		AF Reserve	Hatboro	53	631,051					162	170	205.7	2,255	97	0
OTHER SITE(S)¹ : 4				3	33,396			1	1,064	373	385	9.0	91	10	0
Pennsylvania Total:				239	2,089,033	1	15,077	1	1,064	547	1,110	577.4	6,750	235	0
Puerto Rico															
Lajas Radar Site (TARS #16)		AF Active	Lajas	7	10,064						23	10.5			
Luis Munoz Marin IAP		Air Natl Guard	San Juan	39	341,880						95	138.2	957	0	0
Punta Borinquen Radar Site		Air Natl Guard	Aguadilla	10	53,235					6	6	19.2			

¹ US Locations that do not meet criteria of at least ten (10) Acres AND at least \$10M PRV. US Territories and Non-US Locations that do not meet criteria of at least ten (10) Acres OR at least \$10M PRV.

DEPARTMENT OF DEFENSE - Air Force
Base Structure Report - As of 30 Sept 05

SITE	BRAC 2005	COMPONENT	NAME NEAREST CITY	BUILDINGS						ACRES OWNED	TOTAL ACRES	PRV (\$M)	MIL	CIV	OTHER
				OWNED		LEASED		LICENSE / PERMIT							
				COUNT	SQFT	COUNT	SQFT	COUNT	SQFT						
Punta Salinas Radar Site		Air Natl Guard	Catano	17	52,202					30	30	21.2	215	1	0
Ramey AF Solar Observatory Research Site		AF Active	Isabela	6	6,196					74	81	2.4			
Puerto Rico Total:				79	463,577	0	0	0	0	110	235	191.5	1,172	1	0
<u>Rhode Island</u>															
Coventry ANGS		Air Natl Guard	Coventry	12	54,439					17	17	13.0			
North Smithfield ANGS		Air Natl Guard	Slatersville	8	63,810					34	34	15.6	205	0	0
Quonset State Airport ANG	R	Air Natl Guard	North Kingston	28	410,848			1	1,762		102	129.2	964	0	0
Rhode Island Total:				48	529,097	0	0	1	1,762	51	153	157.9	1,169	0	0
<u>South Carolina</u>															
Charleston AFB	R	AF Active	Charleston	805	4,390,920					3,009	3,733	1,127.0	5,956	662	0
Charleston Defense Fuel Support Point		AF Active	North Charleston	5	2,538					50	56	54.6			
Hunley Park Military Family Hsg		AF Active	North Charleston	249	658,679					271	271	68.1			
McEntire Air Guard Stn	R	Air Natl Guard	Eastover	87	709,510					2,344	2,473	208.6	1,238	4	0
North AF Auxiliary Field		AF Active	North	5	29,195					2,277	2,392	97.7	0	15	0
Shaw AFB	R	AF Active	Sumter	1,269	5,559,753					3,310	3,406	992.9	5,232	523	0
OTHER SITE(S)¹ : 14				148	549,039					14,460	14,770	14.8			
South Carolina Total:				2,568	11,899,634	0	0	0	0	25,721	27,101	2,563.6	12,426	1,204	0
<u>South Dakota</u>															
Dakota Ridge Family Hsg Annex		AF Active	Rapid City			201	422,814				50	37.5			
Ellsworth AFB		AF Active	Box Elder	710	5,969,297	251	1,177,843	18	341,844	6,190	7,257	1,907.6	3,461	416	0
Joe Foss Field ANG	R	Air Natl Guard	Sioux Falls	37	412,866						214	110.1	998	0	0
OTHER SITE(S)¹ : 13				2	241					2,517	2,583	1.2			
South Dakota Total:				749	6,382,404	452	1,600,657	18	341,844	8,707	10,104	2,056.5	4,459	416	0
<u>Tennessee</u>															
Arnold Air Station		AF Active	Manchester	306	2,749,940					39,080	39,081	7,514.9	82	188	0
McGhee Tyson Airport	R	Air Natl Guard	Alcoa	63	637,408						345	160.0	1,199	15	0
Memphis IAP		Air Natl Guard	Oakville	31	375,075	1	9,600				221	104.7	1,225	0	0
Nashville IAP	R	Air Natl Guard	Nashville	36	431,269						88	97.6	1,241	0	0
OTHER SITE(S)¹ : 2				18	74,631						22	14.7	234	0	0
Tennessee Total:				454	4,268,323	1	9,600	0	0	39,080	39,757	7,891.9	3,981	203	0
<u>Texas</u>															
Air Force Plant No 4		AF Active	Fort Worth	73	5,559,962					636	727	1,077.0	10	7	0

¹ US Locations that do not meet criteria of at least ten (10) Acres AND at least \$10M PRV. US Territories and Non-US Locations that do not meet criteria of at least ten (10) Acres OR at least \$10M PRV.

DEPARTMENT OF DEFENSE - Air Force
Base Structure Report - As of 30 Sept 05

SITE	BRAC 2005	COMPONENT	NAME NEAREST CITY	BUILDINGS						ACRES OWNED	TOTAL ACRES	PRV (\$M)	MIL	CIV	OTHER
				OWNED		LEASED		LICENSE / PERMIT							
				COUNT	SQFT	COUNT	SQFT	COUNT	SQFT						
Brooks City Base	C	AF Active	San Antonio			136	1,779,551			280	353.2	1,050	1,142	0	
Camp Bullis Training Annex		AF Active	San Antonio	10	109,313			2	4,604	47	47	24.2	46	0	0
Dyess AFB	R	AF Active	Abilene	1,037	4,908,144					5,304	6,342	1,379.1	5,022	357	0
Ellington Field	R	Air Natl Guard	Genoa	55	532,683			1	1,023	213	213	114.8	1,045	0	0
Goodfellow 801 Leased Hsg Annex		AF Active	San Angelo			90	276,810				40	21.9			
Goodfellow AFB		AF Active	San Angelo	208	2,295,809					1,117	1,119	507.5	1,512	531	0
Henlsey Field ANG		Air Natl Guard	Grand Prairie	7	62,601						23	11.1			
Hondo Municipal Airport		AF Active	San Antonio	7	1,968	1	33,800				867	108.9			
Kelly Field Annex		AF Active	San Antonio	136	2,120,059					2,134	2,789	661.0	828	0	0
Lackland AFB	R	AF Active	San Antonio	772	10,198,186					2,712	2,719	2,050.2	12,040	4,193	0
Lackland Training Annex		AF Active	San Antonio	300	1,566,750					4,017	4,017	355.3	1	0	0
Laughlin AFB	R	AF Active	Del Rio	502	2,601,783					4,106	4,524	714.7	1,000	890	0
Laughlin AFB Aux 1		AF Active	Spofford	6	3,746					403	724	17.8			
Lonestar Pecos Electronic Scoring Site		AF Active	Pecos	2	8,973					25	25	28.6			
Randolph AFB	R	AF Active	Universal City	632	5,235,643					2,894	3,129	1,183.5	3,201	5,355	0
Seguin AF Auxiliary Field		AF Active	Seguin	5	3,962					961	961	50.7			
Sheppard AFB	R	AF Active	Wichita Falls	1,146	9,392,089					4,640	5,719	2,117.2	3,173	1,304	0
OTHER SITE(S)¹ : 43				565	10,491,492	124	2,445,541	58	689,658	5,107	6,122	281.5	2,963	206	1
Texas Total:				5,463	55,093,163	351	4,535,702	61	695,285	34,316	40,387	11,058.2	31,891	13,985	1
Utah															
Hill AFB	R	AF Active	Clearfield	1,341	14,228,972					6,795	6,999	3,584.5	6,360	10,175	0
Little Mountain Test Annex		AF Active	Ogden	18	120,055					731	740	50.5	1	0	0
Salt Lake City IAP ANG		Air Natl Guard	Salt Lake City	53	462,272						135	123.4	1,539	2	0
Utah Test and Training Range North		AF Active	Wendover	80	410,811					351,335	366,539	165.0			
Utah Test and Training Range South Utah		AF Active	Wendover	33	27,350					572,752	572,753	25.6			
OTHER SITE(S)¹ : 65				24	21,953					284	303	8.3	0	5	0
Utah Total:				1,549	15,271,413	0	0	0	0	931,897	947,469	3,957.3	7,900	10,182	0
Vermont															
Burlington IAP (ANG)	R	Air Natl Guard	So Burlington	40	398,499						231	116.6	1,019	0	0
Vermont Total:				40	398,499	0	0	0	0	0	231	116.6	1,019	0	0
Virgin Islands															
OTHER SITE(S)¹ : 1				4	16,332					9	9	3.9			

¹ US Locations that do not meet criteria of at least ten (10) Acres AND at least \$10M PRV. US Territories and Non-US Locations that do not meet criteria of at least ten (10) Acres OR at least \$10M PRV.

DEPARTMENT OF DEFENSE - Air Force
Base Structure Report - As of 30 Sept 05

SITE	BRAC 2005	COMPONENT	NAME NEAREST CITY	BUILDINGS				ACRES OWNED	TOTAL ACRES	PRV (\$M)	MIL	CIV	OTHER		
				OWNED		LEASED								LICENSE / PERMIT	
				COUNT	SQFT	COUNT	SQFT							COUNT	SQFT
Virgin Islands Total:				4	16,332	0	0	0	0	9	9	3.9	0	0	0
Virginia															
Camp Pendleton Military Reservation (ANG)		Air Natl Guard	Virginia Beach	7	69,528					60	15.4	224	1	0	
Langley AFB	R	AF Active	Hampton	431	5,131,013			6	67,307	2,883	3,152	1,314.7	8,761	1,913	0
Langley Family Hsg Annex		AF Active	Poquoson	460	1,930,318					285	288	220.8			
Richmond IAP (Byrd Field)	R	Air Natl Guard	Sandston	62	289,572						143	81.9	982	0	0
OTHER SITE(S)¹ : 3						2	6,037			1,942	1,942	1.4			
Virginia Total:				960	7,420,431	2	6,037	6	67,307	5,110	5,585	1,634.3	9,967	1,914	0
Wake Islands															
Wake Island Airfield		AF Active	Agana	130	471,954					2,600	2,600	611.7	5	0	0
Wake Islands Total:				130	471,954	0	0	0	0	2,600	2,600	611.7	5	0	0
Washington															
Camp Murray ANG		Air Natl Guard	Tacoma	23	159,649						43	33.9	15	0	0
Fairchild AFB	R	AF Active	Airway Heights	1,227	6,010,379					4,502	5,823	1,802.5	3,785	443	0
Four Lakes Communications Station (ANG)		Air Natl Guard	Cheney	16	68,356					63	156	18.1	129	0	0
McChord AFB	R	AF Active	Tacoma	881	5,544,639					4,537	4,639	1,622.1	6,639	717	0
Paine Field ANG		Air Natl Guard	Everett	10	47,708					15	15	11.4	143	0	0
Spokane Family Hsg Annex		AF Active	Spokane	132	307,597					81	89	39.0			
Spokane IAP ANG		Air Natl Guard	Spokane	14	103,142	4	89,617			44	79	51.6	136	0	0
OTHER SITE(S)¹ : 19				81	218,190	2	46,885			472,329	498,546	73.1	227	0	0
Washington Total:				2,384	12,459,660	6	136,502	0	0	481,571	509,390	3,651.6	11,074	1,160	0
West Virginia															
EWVRA Shepherd Field ANG		Air Natl Guard	Martinsburg	33	352,372						342	96.0	1,193	0	0
Yeager Airport ANG	R	Air Natl Guard	Charleston	29	319,022					34	269	81.5	983	0	0
OTHER SITE(S)¹ : 1				1	4,000						1	0.7	67	0	0
West Virginia Total:				63	675,394	0	0	0	0	34	612	178.2	2,243	0	0
Wisconsin															
General Mitchell IAP (ANG)	R	Air Natl Guard	Milwaukee	23	289,127						80	92.8	868	0	0
General Mitchell IAP (ARS)	C	AF Reserve	Milwaukee	74	419,022					102	103	132.5	1,392	150	0
Truax Field	R	Air Natl Guard	Madison	52	691,335					35	149	188.4	1,043	0	0
Volk Field		Air Natl Guard	Camp Douglas	138	581,270					11	2,402	239.2	342	4	0

¹ US Locations that do not meet criteria of at least ten (10) Acres AND at least \$10M PRV. US Territories and Non-US Locations that do not meet criteria of at least ten (10) Acres OR at least \$10M PRV.

DEPARTMENT OF DEFENSE - Air Force
Base Structure Report - As of 30 Sept 05

SITE	BRAC 2005	COMPONENT	NAME NEAREST CITY	BUILDINGS						ACRES OWNED	TOTAL ACRES	PRV (\$M)	MIL	CIV	OTHER			
				OWNED		LEASED		LICENSE / PERMIT										
				COUNT	SQFT	COUNT	SQFT	COUNT	SQFT									
OTHER SITE(S) ¹ : 3				5	8,987					1	7,896	9.6						
Wisconsin Total:				292	1,989,741	0	0	0	0	149	10,630	662.5	3,645	154	0			
Wyoming																		
Cheyenne Municipal Airport ANG				R	Air Natl Guard	Cheyenne	30	355,125			719	96.8	1,084	9	0			
Francis E Warren AFB					AF Active	Cheyenne	951	5,041,354		7,879	37,042	2,313.5	3,481	501	0			
OTHER SITE(S) ¹ : 7							7	18,568		584	1,565	4.9	0	2	0			
Wyoming Total:							988	5,415,047	0	0	8,463	39,326	2,415.2	4,565	512	0		
US/US Territories Total:							77,750	554,707,198	1,909	12,571,133	364	3,484,468	9,244,547	9,528,705	164,423.0	429,093	114,919	312

¹ US Locations that do not meet criteria of at least ten (10) Acres AND at least \$10M PRV. US Territories and Non-US Locations that do not meet criteria of at least ten (10) Acres OR at least \$10M PRV.

DEPARTMENT OF DEFENSE - Air Force

Base Structure Report - As of 30 Sept 05

SITE	BRAC 2005	COMPONENT	NAME NEAREST CITY	BUILDINGS						ACRES OWNED	TOTAL ACRES	PRV (\$M)	MIL	CIV	OTHER
				OWNED		LEASED		LICENSE / PERMIT							
				COUNT	SQFT	COUNT	SQFT	COUNT	SQFT						
Antigua															
Antigua Air Station		AF Active	Barnes Hill	35	114,424						164	104.8	2	0	0
Antigua Total:				35	114,424	0	0	0	0	0	164	104.8	2	0	0
Aruba															
OTHER SITE(S) ¹ : 1						1	3,200					0.8	3	0	0
Aruba Total:				0	0	1	3,200	0	0	0	0	0.8	3	0	0
Australia															
OTHER SITE(S) ¹ : 3				43	35,673						6	8.8			
Australia Total:				43	35,673	0	0	0	0	0	6	8.8	0	0	0
Belgium															
Florennes Air Base		AF Active	Florennes	9	154,045							36.3	7	0	0
Kleine Brogel Air Base		AF Active	Kleine Brogel	10	22,045						1	11.0	133	0	1
OTHER SITE(S) ¹ : 6				7	5,277						2	4.5			
Belgium Total:				26	181,367	0	0	0	0	0	3	51.8	140	0	1
Colombia															
OTHER SITE(S) ¹ : 6				45	37,790						13	19.1	7	1	0
Colombia Total:				45	37,790	0	0	0	0	0	13	19.1	7	1	0
Denmark															
Karup Air Base		AF Active	Karup									98.6	4	0	0
OTHER SITE(S) ¹ : 1						4	7,425					0.6			
Denmark Total:				0	0	4	7,425	0	0	0	0	99.2	4	0	0
Ecuador															
Manta Airfield		AF Active	Manta	26	214,385						102	101.2	13	0	0
Ecuador Total:				26	214,385	0	0	0	0	0	102	101.2	13	0	0
Egypt															
Al Dhafra Air Base		AF Active	Abu Dhabi								11,370		38	0	0
Egypt Total:				0	0	0	0	0	0	0	11,370	0.0	38	0	0
France															
Istres Air Base		AF Active	Istres			1	361,671				1	99.7			

¹ US Locations that do not meet criteria of at least ten (10) Acres AND at least \$10M PRV. US Territories and Non-US Locations that do not meet criteria of at least ten (10) Acres OR at least \$10M PRV.

DEPARTMENT OF DEFENSE - Air Force
Base Structure Report - As of 30 Sept 05

SITE	BRAC 2005	COMPONENT	NAME NEAREST CITY	BUILDINGS						ACRES OWNED	TOTAL ACRES	PRV (\$M)	MIL	CIV	OTHER
				OWNED		LEASED		LICENSE / PERMIT							
				COUNT	SQFT	COUNT	SQFT	COUNT	SQFT						
France Total:				0	0	1	361,671	0	0	0	1	99.7	0	0	0
Germany															
Bann Communication Station No 2		AF Active	Landstuhl	5	17,999						51	8.6	5	3	1
Binsfeld Family Hsg Annex		AF Active	Binsfeld			77	182,015				11	18.1			
Bitburg Family Hsg Annex		AF Active	Bitburg	19	320,386						156	386.0			
Bitburg Storage Annex No 2		AF Active	Bitburg	11	31,804						27	94.1			
Buechel Air Base		AF Active	Buechel	2	1,678							13.6	137	0	1
Einsiedlerhof Maintenance Annex		AF Active	Einsiedlerhof	2	9,773						14	30.3			
Einsiedlerhof Storage Annex		AF Active	Einsiedlerhof	9	95,930						28	71.9	55	24	0
Einsiedlerkoepfe Training Annex		AF Active	Kaiserslautern	3	4,392						311	7.2			
Enkenbach Water System Annex		AF Active	Enkenbach								5	10.7			
Gateway Gardens Family Hsg Annex		AF Active	Frankfurt	2	19,488						87	251.6			
Geilenkirchen Air Base		AF Active	Geilenkirchen	8	34,865							33.6	537	26	11
Gut Husum Ammunition Storage Annex		AF Active	Jever	1	5,480							13.3			
Hochspeyer Ammo Stor Annex		AF Active	Hochspeyer	30	56,384						88	33.9			
Husterhoeh Communication Site		AF Active	Pirmasens	2	1,200						185	6.3			
Jever Air Base		AF Active	Jever	3	8,424							148.0			
Kaiserslautern Fam Hsg Annex No 3		AF Active	Kaiserslautern								12	25.8			
Kaiserslautern Water System Annex		AF Active	Kaiserslautern	1	182						4	11.0			
Kapaun Administration Annex		AF Active	Kaiserslautern	21	99,545						114	176.7	137	6	4
Landstuhl Family Hsg Annex O3		AF Active	Landstuhl	9	39,864						52	133.2			
Landstuhl Maintenance Site		AF Active	Ramstein	35	109,732						25	28.9			
Landstuhl Maintenance Site No 2		AF Active	Spesbach	8	32,419						7	18.5			
Langerkopf Rad Rel Site		AF Active	Leimen	5	38,394						7	16.6			
Oberweis Annex		AF Active	Oberweis	14	15,087						108	47.9			
Pruem Air Station		AF Active	Pruem	16	39,221						50	29.4			
Ramstein Air Base		AF Active	Landstuhl	340	2,941,537	1	3,875				3,102	3,295.2	8,329	813	1,634
Ramstein Storage Annex		AF Active	Kaiserslautern	4	177,729						85	73.6			
Rhein Main Air Base		AF Active	Frankfurt	56	623,131			2	52,906		441	783.8	369	78	56
Sembach Admin Annex (Wing HQ)	R	AF Active	Wartenberg	33	553,702						279	496.7	791	82	20
Siegenburg Air Range		AF Active	Muehlausen	3	2,730						681	5.1	0	1	8
Spangdahlem Air Base		AF Active	Spangdahlem	216	1,473,592						1,619	1,617.4	4,326	196	473
Spangdahlem Waste Annex		AF Active	Spang	4	6,691						3	35.2			
Speicher Family Hsg Annex		AF Active	Speicher			102	234,681				20	23.7			
Vogelweh Family Hsg Annex		AF Active	Kaiserslautern	37	244,015						634	698.7	127	12	0

¹ US Locations that do not meet criteria of at least ten (10) Acres AND at least \$10M PRV. US Territories and Non-US Locations that do not meet criteria of at least ten (10) Acres OR at least \$10M PRV.

DEPARTMENT OF DEFENSE - Air Force
Base Structure Report - As of 30 Sept 05

SITE	BRAC 2005	COMPONENT	NAME NEAREST CITY	BUILDINGS				ACRES OWNED	TOTAL ACRES	PRV (\$M)	MIL	CIV	OTHER		
				OWNED		LEASED								LICENSE / PERMIT	
				COUNT	SQFT	COUNT	SQFT							COUNT	SQFT
OTHER SITE(S)¹ : 18				21	66,326	2	2,766	1	396	46	57.5	317	54	88	
Germany Total:				920	7,071,700	182	423,337	3	53,302	0	8,252	8,702.0	15,130	1,295	2,296
Greece															
OTHER SITE(S)¹ : 1						1	2,454				0.4	6	0	0	
Greece Total:				0	0	1	2,454	0	0	0	0	0.4	6	0	0
Greenland															
Thule Air Base		AF Active	Thule	239	2,495,529					233,034	2,430.7	138	2	0	
Greenland Total:				239	2,495,529	0	0	0	0	0	233,034	2,430.7	138	2	0
Italy															
Aviano Administration Annex Group HQ		AF Active	Aviano	5	13,044					8	13.0				
Aviano Air Base		AF Active	Roveredo In Piano	126	988,377					1,207	878.8	4,056	207	384	
Aviano Ammunition Storage Annex		AF Active	Roveredo In Piano	9	18,093					47	36.9				
Aviano Bachelor Hsg Annex No 1		AF Active	Aviano	18	156,218	2	46,140			39	144.8				
Aviano Bachelor Hsg Annex No 2		AF Active	Aviano	8	220,845					13	82.8				
Aviano Family Hsg Annex No 5		AF Active	Aviano			170	333,455				37.4				
Aviano Maintenance Annex		AF Active	Aviano	6	4,785					8	27.1				
Aviano Storage Annex		AF Active	Aviano			4	143,931			6	21.3				
Fontanafredda Family Housing Site		AF Active	Pordenone			55	294,220			1	30.7				
Maniago Family Housing Site		AF Active	Maniago			19	168,008			1	17.5				
Pordenone Fam Hsg Site		AF Active	Pordenone			12	141,646			1	14.8				
Roveredo Storage Annex		AF Active	Roveredo			17	162,201			3	17.4				
San Vito Dei Normanni Air Station		AF Active	Brindisi	2	3,980					25	2.9				
Vigonovo Storage Annex		AF Active	Vigonovo			3	80,776			5	17.9				
OTHER SITE(S)¹ : 19				32	59,152	40	304,574			31	66.5	134	0	2	
Italy Total:				206	1,464,494	322	1,674,951	0	0	0	1,395	1,409.8	4,190	207	386
Japan															
Camp Courtney Family Hsg Annex		AF Active	Gushikawa					80	1,127,609	65	65	138.1			
Camp Kuwae Family Hsg Annex		AF Active	Jagaru					158	577,533	70	70	71.5			
Camp McTureous Family Hsg Annex		AF Active	Gushikawa					81	680,244	64	64	82.0			
Camp Shields Family Hsg Annex		AF Active	Okinawa City					6	11,143		91	92.6			
Camp Zukeran Family Hsg Annex		AF Active	Okinawa City					1,435	3,147,389	453	453	472.2			
Chitose Administration Annex		AF Active	Chitose	14	63,941						1,067	27.4			
Idesuna Jima Air Range		AF Active	Naha								61	0.0			

¹ US Locations that do not meet criteria of at least ten (10) Acres AND at least \$10M PRV. US Territories and Non-US Locations that do not meet criteria of at least ten (10) Acres OR at least \$10M PRV.

DEPARTMENT OF DEFENSE - Air Force
Base Structure Report - As of 30 Sept 05

SITE	BRAC 2005	COMPONENT	NAME NEAREST CITY	BUILDINGS						ACRES OWNED	TOTAL ACRES	PRV (\$M)	MIL	CIV	OTHER
				OWNED		LEASED		LICENSE / PERMIT							
				COUNT	SQFT	COUNT	SQFT	COUNT	SQFT						
Itazuke Auxiliary Airfield		AF Active	Fukuoka							6	37.7				
Kadena Air Base		AF Active	Koza	1,537	5,331,393					4,915	3,819.7	7,274	541	1,950	
Kadena Ammo Storage Annex		AF Active	Kadena Village	360	1,780,422					6,084	785.8				
Makiminato Service Annex		AF Active	Urasoe					46	2,280,371	135	135	281.4			
Misawa Air Base		AF Active	Misawa	245	1,294,118					3,865	3,711.8	3,429	155	814	
Misawa Air Range		AF Active	Misawa City	5	5,047					1,889	14.6				
Momote Annex		AF Active	Wakko							30	3.3				
Okuma Recreation Annex		AF Active	Hentona	46	66,075					135	40.1	15	0	26	
Owada Communications Station		AF Active	Niiza							328	15.5				
Senaha Communication Station		AF Active	Kadena	4	17,119					151	10.2				
Tama Service Annex		AF Active	Inagi	21	14,309					483	59.5				
Tokorozawa Transmitter Site		AF Active	Tokorozawa	7	58,633					320	87.4				
Yokota Air Base		AF Active	Fussa	150	637,349					1,750	2,990.8	3,268	245	1,314	
OTHER SITE(S)¹ : 24				15	14,867			26	66,485	13	42	35.1	34	0	7
Japan Total:				2,404	9,283,273	0	0	1,832	7,890,774	800	22,004	12,776.8	14,020	941	4,111
<u>Netherlands</u>															
OTHER SITE(S)¹ : 3				3	3,562	2	13,005					4.3	135	0	1
Netherlands Total:				3	3,562	2	13,005	0	0	0	0	4.3	135	0	1
<u>Netherlands Antilles</u>															
Curaco Airfield		AF Active	Curaco	11	85,998					42	38.7	10	0	0	
Netherlands Antilles Total:				11	85,998	0	0	0	0	0	42	38.7	10	0	0
<u>Norway</u>															
OTHER SITE(S)¹ : 3				1	4,550	2	4,156					6.2	12	0	0
Norway Total:				1	4,550	2	4,156	0	0	0	0	6.2	12	0	0
<u>Oman</u>															
Masirah Island MPT		AF Active	Dhuwvah							3,000					
Seeb MPT		AF Active	Sib	10	32,828					3,000	65.0	1	0	0	
Thumrait MPT		AF Active	Salalah							3,000		1	0	0	
Oman Total:				10	32,828	0	0	0	0	0	9,000	65.0	2	0	0
<u>Portugal</u>															
Agualva Munitions Storage Annex		AF Active	Lajes	20	17,185					68	0.0				
Caldeira Ammunition Storage Area		AF Active	Lajes	2	6,295					29	2.8				
Cinco Picos Globecom Annex		AF Active	Praia da Victoria	3	25,963					159	8.7				

¹ US Locations that do not meet criteria of at least ten (10) Acres AND at least \$10M PRV. US Territories and Non-US Locations that do not meet criteria of at least ten (10) Acres OR at least \$10M PRV.

DEPARTMENT OF DEFENSE - Air Force
Base Structure Report - As of 30 Sept 05

SITE	BRAC 2005	COMPONENT	NAME NEAREST CITY	BUILDINGS						ACRES OWNED	TOTAL ACRES	PRV (\$M)	MIL	CIV	OTHER
				OWNED		LEASED		LICENSE / PERMIT							
				COUNT	SQFT	COUNT	SQFT	COUNT	SQFT						
Covadascinzas Petroleum Products Stg Annex		AF Active	Praia da Victoria							41	62.5				
Lajes Field		AF Active	Lajes	333	2,732,490					973	891.1	916	90	615	
Lajes Water System Annex		AF Active	Lajes	4	1,270					1	11.9				
Praia da Victoria Dock Annex		AF Active	Praia da Victoria	10	18,608					4	18.6				
Praia da Victoria Fuel Storage Annex		AF Active	Praia da Victoria	9	4,916					53	118.4				
Villa Nova Globecom Annex		AF Active	Villa Nova	1	13,533					99	4.3				
OTHER SITE(S)¹ : 11				12	4,403					18	2.8				
Portugal Total:				394	2,824,663	0	0	0	0	0	1,445	1,121.1	916	90	615
Qatar															
Al Udeid AB		AF Active	Doha	103	608,607					13,534	347.0	157	1	1	
Qatar Total:				103	608,607	0	0	0	0	0	13,534	347.0	157	1	1
Saint Helena															
Ascension Auxiliary Airfield		AF Active	Georgetown	117	372,566					3,856	333.4	3	0	0	
Saint Helena Total:				117	372,566	0	0	0	0	0	3,856	333.4	3	0	0
Singapore															
Sembawang Hsg		AF Active	Sembawang	1	11,000						65.9				
Singapore Total:				1	11,000	0	0	0	0	0	0	65.9	0	0	0
South Korea															
Camp Humphreys Communications Site		AF Active	Pyongteak					21	177,456	19	19	37.7			
Camp Red Cloud Communications Site		AF Active	Euijeongbu					15	85,409	4	4	17.8			
Kimhae Storage Annex		AF Active	Kimhae	36	344,348					86	94.5				
Koon Ni Air Range		AF Active	Koon Ni	20	28,405					5,882	10.5				
Kunsan Air Base		AF Active	Kunsan	384	2,778,919					2,557	1,323.6	2,773	38	585	
Kwang-Ju Air Base		AF Active	Kwang Ju	93	602,168					313	258.1	466	0	17	
Osan Air Base		AF Active	Song Tan	458	4,744,121	6	272,559			1,788	2,080.5	5,416	159	1,215	
Osan Ni Ammunition Storage Annex		AF Active	Osan Ni	20	74,115					603	28.7				
Pil-Sung Air Range		AF Active	Sangori-Ni	9	19,910					27	13.4				
Suwon Air Base		AF Active	Suwon	42	135,585					235	297.7	714	9	49	
Taegu Air Base		AF Active	Taegu	143	756,378					763	293.9	92	2	4	
Wonju Air Station		AF Active	Wonju	13	7,715			5	10,491	93	27.0	11	0	0	
OTHER SITE(S)¹ : 7				5	22,255			16	50,312	1	9	15.3	27	1	10

¹ US Locations that do not meet criteria of at least ten (10) Acres AND at least \$10M PRV. US Territories and Non-US Locations that do not meet criteria of at least ten (10) Acres OR at least \$10M PRV.

DEPARTMENT OF DEFENSE - Air Force

Base Structure Report - As of 30 Sept 05

SITE	BRAC 2005	COMPONENT	NAME NEAREST CITY	BUILDINGS						ACRES OWNED	TOTAL ACRES	PRV (\$M)	MIL	CIV	OTHER
				OWNED		LEASED		LICENSE / PERMIT							
				COUNT	SQFT	COUNT	SQFT	COUNT	SQFT						
South Korea Total:				1,223	9,513,919	6	272,559	57	323,668	24	12,379	4,498.7	9,499	209	1,880
Spain															
Moron Air Base		AF Active	Moron de la Frontera	149	805,505			1	12,726		2,811	542.3	144	8	11
OTHER SITE(S)¹ : 1						1	1,296					0.0			
Spain Total:				149	805,505	1	1,296	1	12,726	0	2,811	542.3	144	8	11
Turkey															
Ankara Administration Office		AF Active	Ankara	20	144,609					24	28.5	37	2	3	
Batman Air Base		AF Active	Batman								18.7				
Cigli Air Base		AF Active	Buyuk Cigli	7	46,467						20.7				
Incirlik Air Base Adana		AF Active	Incirlik	642	3,647,864					3,338	1,146.6	1,441	119	139	
Izmir Air Station		AF Active	Izmir	4	8,927	6	167,671			1	30.1	253	9	48	
Izmir Storage Annex No 2		AF Active	Izmir	13	6,894	13	125,722			16	27.9				
Mus Air Base		AF Active	Mus	11	22,011						13.3				
Yumurtalik Petroleum Prod Storage Annex		AF Active	Yumurtalik	5	7,623					142	33.5	1	0	2	
OTHER SITE(S)¹ : 11				11	128,900	5	11,807			1	18.1				
Turkey Total:				713	4,013,295	24	305,200	0	0	0	3,522	1,337.5	1,732	130	192
United Kingdom															
Beck Row Family Hsg		AF Active	Yildenhall			112	144,751			10	15.3				
Eriswell Family Hsg Annex		AF Active	Eriswell			144	723,183			62	77.1				
Lynn Wood Family Hsg		AF Active	Thetford			98	205,804			22	22.3				
Newmarket Fam Hsg Annex No 3		AF Active	Newmarket			140	399,140			35	43.4				
RAF Alconbury		AF Active	Alconbury	190	1,138,162					203	298.6	173	46	0	
RAF Barford St John Transmitter Annex		AF Active	Barford St John	3	30,501					476	22.3				
RAF Bicester		AF Active	Bicester	255	202,684					35	37.5				
RAF Chelveston Fam Hsg Annex		AF Active	Rushden	22	79,272					17	12.5				
RAF Croughton		AF Active	Croughton	157	671,952					694	270.8	298	34	0	
RAF Ely Family Housing Annex		AF Active	Ely							5	46.0				
RAF Fairford		AF Active	Fairford	98	423,093					1,170	549.4	229	22	0	
RAF Feltwell		AF Active	Feltwell	18	240,046					332	236.5	52	2	1	
RAF Lakenheath		AF Active	Lakenheath	463	3,564,722					2,006	1,665.3	4,671	249	0	
RAF Mildenhall		AF Active	Mildenhall	329	2,042,511					1,123	1,113.7	3,967	232	4	
RAF Mildenhall Storage Annex		AF Active	Mildenhall	19	19,701					36	5.8				
RAF Molesworth		AF Active	Thrapston	32	176,621					659	178.1	350	9	0	
RAF Molesworth Storage Anx No 12		AF Active	Molesworth	2	30,988					37	9.0	168	96	0	

¹ US Locations that do not meet criteria of at least ten (10) Acres AND at least \$10M PRV. US Territories and Non-US Locations that do not meet criteria of at least ten (10) Acres OR at least \$10M PRV.

DEPARTMENT OF DEFENSE - Air Force
Base Structure Report - As of 30 Sept 05

SITE	BRAC 2005	COMPONENT	NAME NEAREST CITY	BUILDINGS						ACRES OWNED	TOTAL ACRES	PRV (\$M)	MIL	CIV	OTHER
				OWNED		LEASED		LICENSE / PERMIT							
				COUNT	SQFT	COUNT	SQFT	COUNT	SQFT						
RAF Shepherds Grove Family Hsg Annex		AF Active	Stanton	34	64,338					18	12.1				
RAF Upwood		AF Active	Upwood	3	54,203					22	25.2	43	1	0	
RAF Welford Ammo Stor Area		AF Active	Newbury	81	260,186					806	281.9				
OTHER SITE(S)¹ : 27				45	94,020	107	147,864			49	62.5	7	1	0	
United Kingdom Total:				1,751	9,093,000	601	1,620,742	0	0	0	7,817	4,985.2	9,958	692	5
Overseas Total:				8,420	48,268,128	1,147	4,689,996	1,893	8,280,470	824	330,750	39,150.4	56,259	3,576	9,499
Worldwide Totals:				86,170	602,975,326	3,056	17,261,129	2,257	11,764,938	9,245,371	9,859,455	203,573.4	485,352	118,495	9,811

¹ US Locations that do not meet criteria of at least ten (10) Acres AND at least \$10M PRV. US Territories and Non-US Locations that do not meet criteria of at least ten (10) Acres OR at least \$10M PRV.

DEPARTMENT OF DEFENSE - USMC
Base Structure Report - As of 30 Sept 05

SITE	BRAC 2005	COMPONENT	NAME NEAREST CITY	BUILDINGS				ACRES OWNED	TOTAL ACRES	PRV (\$M)	MIL	CIV	OTHER		
				OWNED		LEASED								LICENSE / PERMIT	
				COUNT	SQFT	COUNT	SQFT							COUNT	SQFT
Alabama															
OTHER SITE(S) ¹ : 2				8	45,379	1	200		11	13	7.3	536	0	0	
Alabama Total:				8	45,379	1	200	0	0	11	13	7.3	536	0	0
Arizona															
MCAS Yuma AZ	R	Marine Active	Yuma	348	2,495,612				4,344	5,592	1,470.4	4,090	806	0	
OTHER SITE(S) ¹ : 2				17	10,475				691,759	691,759	1.4				
Arizona Total:				365	2,506,087	0	0	0	696,103	697,351	1,471.7	4,090	806	0	
California															
MCAGCC Twentynine Palms CA		Marine Active	Twentynine Palms	1,365	8,314,474	241	806,975		605,269	605,616	3,524.5	8,456	735	0	
MCAS Camp Pendleton CA	R	Marine Active	Camp Pendleton	74	902,305				411	411	365.3	10,054	108	0	
MCAS El Toro Santa Ana CA		Marine Active	Irvine	229	2,587,935				1,014	1,014	633.8				
MCAS Miramar	R	Marine Active	San Diego	671	6,635,583				22,499	22,941	2,680.9	19,943	1,156	0	
MCAS Tustin CA		Marine Active	Tustin	100	1,264,307				304	304	463.5				
MCAS Yuma AZ (Choc Mt Arial Gnry Rng)		Marine Active	Niland	5	41,028				459,506	459,506	15.0				
MCB Camp Pendleton CA	R	Marine Active	Camp Pendleton	2,443	18,822,005				126,749	126,749	5,724.5	56,011	9,317	0	
MCB Camp Pendleton CA (MWTC Bridgeport)		Marine Active	Bridgeport	46	299,953					60,513	99.3	184	26	0	
MCLB Barstow CA	R	Marine Active	Barstow	390	4,565,251				6,177	6,177	1,152.8	205	1,387	0	
MCRD San Diego CA		Marine Active	San Diego	134	2,600,793				505	505	615.8	2,523	325	0	
OTHER SITE(S) ¹ : 8				17	139,766				14	41	30.8	608	0	0	
California Total:				5,474	46,173,400	241	806,975	0	0	1,222,448	1,283,777	15,306.3	97,984	13,054	0
District of Columbia															
MARBKS Washington DC		Marine Active	Washington	10	277,477				12	12	86.2	938	58	0	
District of Columbia Total:				10	277,477	0	0	0	0	12	12	86.2	938	58	0
Florida															
MCLB Albany GA (Blount Island Jax FL)		Marine Active	Jacksonville	29	693,834				1,236	1,390	191.7	90	101	0	
OTHER SITE(S) ¹ : 2				6	31,027				111	130	8.1	404	0	0	
Florida Total:				35	724,861	0	0	0	0	1,346	1,520	199.8	494	101	0
Georgia															
MCLB Albany GA	R	Marine Active	Albany	604	6,998,219				3,746	3,749	920.5	1,164	3,480	0	

¹ US Locations that do not meet criteria of at least ten (10) Acres AND at least \$10M PRV. US Territories and Non-US Locations that do not meet criteria of at least ten (10) Acres OR at least \$10M PRV.

DEPARTMENT OF DEFENSE - USMC
Base Structure Report - As of 30 Sept 05

SITE	BRAC 2005	COMPONENT	NAME NEAREST CITY	BUILDINGS						ACRES OWNED	TOTAL ACRES	PRV (\$M)	MIL	CIV	OTHER
				OWNED		LEASED		LICENSE / PERMIT							
				COUNT	SQFT	COUNT	SQFT	COUNT	SQFT						
OTHER SITE(S) ¹ : 3				8	30,200	1	1,219			5,183	5,452	5.4	298	0	0
Georgia Total:				612	7,028,419	1	1,219	0	0	8,930	9,201	925.9	1,462	3,480	0
<u>Hawaii</u>															
MCB Hawaii Kaneohe		Marine Active	Kaneohe	1,768	8,363,706					3,141	3,145	2,824.7	5,728	610	0
MCB Hawaii Kaneohe (Manana Capehart)		Marine Active	Pearl City	108	270,609					62	62	47.0			
MCB Hawaii Kaneohe (MCB Camp Smith)		Marine Active	Camp HM Smith	72	972,877					219	221	318.6	1,387	124	22
MCB Hawaii Kaneohe (Pearl City Annex)		Marine Active	Pearl City	6	254,960					27	27	40.8			
MCB Hawaii Kaneohe (Puuloa-Oahu)		Marine Active	Ewa Beach	21	58,437					140	140	25.8			
OTHER SITE(S) ¹ : 2				10	16,189					1,085	7,392	6.2			
Hawaii Total:				1,985	9,936,778	0	0	0	0	4,674	10,987	3,263.1	7,115	734	22
<u>Illinois</u>															
OTHER SITE(S) ¹ : 1				1	28,438						4	7.1	263	0	0
Illinois Total:				1	28,438	0	0	0	0	0	4	7.1	263	0	0
<u>Indiana</u>															
OTHER SITE(S) ¹ : 1				1	19,198						4	3.3	145	0	0
Indiana Total:				1	19,198	0	0	0	0	0	4	3.3	145	0	0
<u>Louisiana</u>															
OTHER SITE(S) ¹ : 2				1	37,349					7	15	6.3	57	73	0
Louisiana Total:				1	37,349	0	0	0	0	7	15	6.3	57	73	0
<u>Maryland</u>															
OTHER SITE(S) ¹ : 1				3	45,082					9	9	8.7	289	0	0
Maryland Total:				3	45,082	0	0	0	0	9	9	8.7	289	0	0
<u>Massachusetts</u>															
MCRC Chicopee Hsng		Marine Reserve	Chicopee	153	594,798					84	84	65.0			
MCRC Westover		Marine Reserve	Chicopee	1	51,247					12	12	10.5	589	0	0
Massachusetts Total:				154	646,045	0	0	0	0	95	95	75.5	589	0	0

¹ US Locations that do not meet criteria of at least ten (10) Acres AND at least \$10M PRV. US Territories and Non-US Locations that do not meet criteria of at least ten (10) Acres OR at least \$10M PRV.

DEPARTMENT OF DEFENSE - USMC
Base Structure Report - As of 30 Sept 05

SITE	BRAC 2005	COMPONENT	NAME NEAREST CITY	BUILDINGS				ACRES OWNED	TOTAL ACRES	PRV (\$M)	MIL	CIV	OTHER		
				OWNED		LEASED								LICENSE / PERMIT	
				COUNT	SQFT	COUNT	SQFT							COUNT	SQFT
Michigan															
OTHER SITE(S) ¹ : 1						1	106,932		3	20.5	436	0	0		
Michigan Total:				0	0	1	106,932	0	0	0	3	20.5	436	0	0
Missouri															
MCSPTACT Kansas City MO	C	Marine Active	Kansas City	30	351,661	1	20,402	66	100	76.4	1,248	274	0		
MCSPTACT Kansas City MO (Family Housing)		Marine Active	Belton	239	614,881			81	81	57.5					
Missouri Total:				269	966,542	1	20,402	0	0	147	181	133.9	1,248	274	0
New York															
MCRC Syracuse		Marine Reserve	Syracuse	5	27,932			264	264	13.0	147	0	0		
OTHER SITE(S) ¹ : 3				233	601,154			7	7	113.4	2,848	92	0		
New York Total:				238	629,086	0	0	0	0	271	271	126.4	2,995	92	0
North Carolina															
MCAS Cherry Point NC	R	Marine Active	Cherry Point	1,881	10,587,429			11,560	13,149	2,402.3	7,896	4,926	0		
MCAS Cherry Point NC (ALF Bogue)		Marine Active	Bogue	25	48,437			837	837	27.1					
MCAS Cherry Point NC (MCAS-H Oak Grove)		Marine Active	Pollockville	5	5,560			976	976	35.5					
MCAS Cherry Point NC (OLF Atlantic)		Marine Active	Atlantic	8	18,681			1,469	1,473	40.2					
MCAS Cherry Point NC (Point Of Marsh Target)		Marine Active	Atlantic	7	20,058			12,460	12,460	11.8					
MCB Camp Lejeune NC	R	Marine Active	Camp Lejeune	4,110	21,795,938	1	8,000	124,009	155,115	4,655.6	68,491	6,937	0		
MCB Camp Lejeune NC (MCAS New River)	R	Marine Active	Camp Lejeune	755	3,496,436			2,772	3,728	868.9	5,443	189	0		
OTHER SITE(S) ¹ : 8				11	39,643	1	81	225	225	6.7	300	0	0		
North Carolina Total:				6,802	36,012,182	2	8,081	0	0	154,309	187,964	8,048.2	82,130	12,052	0
Ohio															
MCRC Brook Park		Marine Reserve	Brook Park	4	55,186			11	11	10.2	208	0	0		
Ohio Total:				4	55,186	0	0	0	0	11	11	10.2	208	0	0
Pennsylvania															
OTHER SITE(S) ¹ : 4				10	133,044			8	11	29.3	693	0	0		
Pennsylvania Total:				10	133,044	0	0	0	0	8	11	29.3	693	0	0

¹ US Locations that do not meet criteria of at least ten (10) Acres AND at least \$10M PRV. US Territories and Non-US Locations that do not meet criteria of at least ten (10) Acres OR at least \$10M PRV.

DEPARTMENT OF DEFENSE - USMC
Base Structure Report - As of 30 Sept 05

SITE	BRAC 2005	COMPONENT	NAME NEAREST CITY	BUILDINGS				ACRES OWNED	TOTAL ACRES	PRV (\$M)	MIL	CIV	OTHER		
				OWNED		LEASED								LICENSE / PERMIT	
				COUNT	SQFT	COUNT	SQFT							COUNT	SQFT
<u>Puerto Rico</u>															
MCRC San Juan		Marine Reserve	San Juan	4	111,421			23	23	43.1	76	0	0		
Puerto Rico Total:				4	111,421	0	0	0	0	23	23	43.1	76	0	0
<u>South Carolina</u>															
MCAS Beaufort SC	R	Marine Active	Beaufort	285	2,451,726	1	100	1	703	5,853	6,482	1,177.5	3,350	437	0
MCAS Beaufort SC (L B Housing)		Marine Active	Laurel Bay	11	56,691			1	38,923	753	753	56.5			
MCAS Beaufort SC (Laurel Bay)		Marine Active	Laurel Bay	3	33,835					324	324	12.4			
MCRD Beaufort PI SC		Marine Active	Parris Island	315	3,510,250					8,047	8,080	1,033.5	2,325	446	0
OTHER SITE(S)¹ : 2				8	41,740					21	21	7.3	129	0	0
South Carolina Total:				622	6,094,242	1	100	2	39,626	14,998	15,660	2,287.1	5,804	883	0
<u>Tennessee</u>															
OTHER SITE(S)¹ : 1				3	26,056					6	6	5.0	448	0	0
Tennessee Total:				3	26,056	0	0	0	0	6	6	5.0	448	0	0
<u>Texas</u>															
OTHER SITE(S)¹ : 2				4	48,407					462	462	8.3	188	0	0
Texas Total:				4	48,407	0	0	0	0	462	462	8.3	188	0	0
<u>Virginia</u>															
HQBN HQMC Arlington VA	R	Marine Active	Arlington	9	105,820					24	24	93.3	3,147	819	0
MCB Quantico VA	R	Marine Active	Quantico	976	6,852,884					60,530	60,534	1,907.7	11,987	5,299	0
OTHER SITE(S)¹ : 3				33	435,056					16	16	150.0	328	0	0
Virginia Total:				1,018	7,393,760	0	0	0	0	60,570	60,574	2,151.0	15,462	6,118	0
<u>Washington</u>															
OTHER SITE(S)¹ : 1				4	28,971					12	12	6.1	118	0	0
Washington Total:				4	28,971	0	0	0	0	12	12	6.1	118	0	0
<u>Wisconsin</u>															
OTHER SITE(S)¹ : 1											155				
Wisconsin Total:				0	0	0	0	0	0	0	155	0.0	0	0	0
US/US Territories Total:				17,627	118,967,408	248	943,909	2	39,626	2,164,453	2,268,319	34,230.3	223,768	37,725	22

¹ US Locations that do not meet criteria of at least ten (10) Acres AND at least \$10M PRV. US Territories and Non-US Locations that do not meet criteria of at least ten (10) Acres OR at least \$10M PRV.

DEPARTMENT OF DEFENSE - USMC
Base Structure Report - As of 30 Sept 05

SITE	BRAC 2005	COMPONENT	NAME NEAREST CITY	BUILDINGS						ACRES OWNED	TOTAL ACRES	PRV (\$M)	MIL	CIV	OTHER
				OWNED		LEASED		LICENSE / PERMIT							
				COUNT	SQFT	COUNT	SQFT	COUNT	SQFT						
Japan															
MCAS Iwakuni JA		Marine Active	Iwakuni	234	905,404					6,734	1,544.1	1,220	1,475	824	
MCB Camp S D Butler Okinawa JA (Asp 2-6022)		Marine Active	Koza	10	13,000					635	9.7				
MCB Camp S D Butler Okinawa JA (Camp Courtney-6029)		Marine Active	Tengan	85	309,696					333	446.7	2,983	1	0	
MCB Camp S D Butler Okinawa JA (Camp Foster-6044)		Marine Active	Zukeran	1,476	3,565,460					1,586	1,683.5	41	11	34	
MCB Camp S D Butler Okinawa JA (Camp Fuji Japan-3127)		Marine Active	Camp Fuji	40	70,237			1	2,210	291	203.2	53	103	0	
MCB Camp S D Butler Okinawa JA (Camp Gonsalves)		Marine Active	Henoko Okinawa	22	17,881					19,356	15.4				
MCB Camp S D Butler Okinawa JA (Camp Hansen-6011)		Marine Active	Onna Okinawa	137	598,396					12,647	944.2				
MCB Camp S D Butler Okinawa JA (Camp Kinser-6056)		Marine Active	Makiminato Okinawa	162	3,421,522					676	1,285.1	4,276	0	0	
MCB Camp S D Butler Okinawa JA (Camp Lester-6043)		Marine Active	Chatan Okinawa	163	645,875					169	274.3				
MCB Camp S D Butler Okinawa JA (Camp Mctureous-6031)		Marine Active	Tengan	7	89,207					94	172.8				
MCB Camp S D Butler Okinawa JA (Camp Schwab-6009)		Marine Active	Henoko Okinawa	93	328,691					5,097	411.2	5,854	0	0	
MCB Camp S D Butler Okinawa JA (Fuji Maneuver JA-3183)		Marine Active	Camp Fuji							33,092					
MCB Camp S D Butler Okinawa JA (Gimbaru Trn Area-6017)		Marine Active	Onna Okinawa	2	1,968					149	1.3				
MCB Camp S D Butler Okinawa JA (Henoko Ammo Area-6010)		Marine Active	Henoko Okinawa	50	133,365					300	94.4				
MCB Camp S D Butler Okinawa JA (le Jima Aux Airfield)		Marine Active	Henoko Okinawa	11	26,056					1,981	18.4				
MCB Camp S D Butler Okinawa JA (Kin Blue Beach-6020)		Marine Active	Onna Okinawa							94	1.3				
MCB Camp S D Butler Okinawa JA (MCAS Futenma-6051)		Marine Active	Futenma	228	1,097,427					1,184	690.1	4,232	44	0	
MCB Camp S D Butler Okinawa JA (Yomitan-6027)		Marine Active	Sobe							467					
OTHER SITE(S)¹ : 7								12	28,172		8.0	870	3,124	3	
Japan Total:				2,720	11,224,185	0	0	13	30,382	0	84,908	7,803.7	19,529	4,758	861
Kenya															
OTHER SITE(S)¹ : 1				4	15,578						8.3	153	0	0	

¹ US Locations that do not meet criteria of at least ten (10) Acres AND at least \$10M PRV. US Territories and Non-US Locations that do not meet criteria of at least ten (10) Acres OR at least \$10M PRV.

DEPARTMENT OF DEFENSE - USMC
Base Structure Report - As of 30 Sept 05

SITE	BRAC 2005	COMPONENT	NAME NEAREST CITY	BUILDINGS						ACRES OWNED	TOTAL ACRES	PRV (\$M)	MIL	CIV	OTHER
				OWNED		LEASED		LICENSE / PERMIT							
				COUNT	SQFT	COUNT	SQFT	COUNT	SQFT						
			Kenya Total:	4	15,578	0	0	0	0	0	8.3	153	0	0	
South Korea															
MCB Camp S D Butler Okinawa JA (Mu Juk)		Marine Active	Pohang	75	139,805						27.5				
			South Korea Total:	75	139,805	0	0	0	0	0	27.5	0	0	0	
			Overseas Total:	2,799	11,379,568			13	30,382		84,908	7,839.6	19,682	4,758	861
			Worldwide Totals:	20,426	130,346,976	248	943,909	15	70,008	2,164,453	2,353,227	42,069.9	243,450	42,483	883

¹ US Locations that do not meet criteria of at least ten (10) Acres AND at least \$10M PRV. US Territories and Non-US Locations that do not meet criteria of at least ten (10) Acres OR at least \$10M PRV.

DEPARTMENT OF DEFENSE - WHS

Base Structure Report - As of 30 Sept 05

SITE	BRAC 2005	COMPONENT	NAME NEAREST CITY	BUILDINGS						ACRES OWNED	TOTAL ACRES	PRV (\$M)	MIL	CIV	OTHER
				OWNED		LEASED		LICENSE / PERMIT							
				COUNT	SQFT	COUNT	SQFT	COUNT	SQFT						
<u>District of Columbia</u>															
Pentagon Reservation	R	WHS	Washington	17	10,838,841					438	443	3,637.4	3,901	1,754	0
District of Columbia Total:				17	10,838,841	0	0	0	0	438	443	3,637.4	3,901	1,754	0
US/US Territories Total:				17	10,838,841					438	443	3,637.4	3,901	1,754	0
Worldwide Totals:				17	10,838,841					438	443	3,637.4	3,901	1,754	0

¹ US Locations that do not meet criteria of at least ten (10) Acres AND at least \$10M PRV. US Territories and Non-US Locations that do not meet criteria of at least ten (10) Acres OR at least \$10M PRV.

DEPARTMENT OF DEFENSE

Base Structure Report - As of 30 Sept 05

X. STATE/TERRITORIES ARMY NATIONAL GUARD

**State/Territories Army National Guard
Base Structure Report - As of 30 Sept 05**

SITE	BRAC 2005	COMPONENT	NAME NEAREST CITY	BUILDINGS						ACRES OWNED	TOTAL ACRES	PRV (\$M)	MIL	CIV	OTHER
				STATE OWNED		STATE LEASED		LICENSE / PERMIT							
				COUNT	SQFT	COUNT	SQFT	COUNT	SQFT						
Alabama															
AASF 02 Birmingham		Army Guard	Birmingham	2	90,788					85	85	28.2			
AASF 3 Bates Field Mobile		Army Guard	Mobile	4	43,580					35	35	16.7		0	0
AFRC Birmingham	R	Army Guard	Birmingham	2	120,793					26	26	17.6	1,160	354	0
Charles P Bailey Athens		Army Guard	Athens	3	29,094					6	6	5.1	92	15	0
Cromwell Pickens Florence		Army Guard	Florence	5	33,615					11	11	5.5	225	9	0
Cullman CSMS 2		Army Guard	Cullman	8	87,213					14	14	13.6	135	1	0
Eglin AFB Ft Walton Beach		Army Guard	Ft Walton Beach								2,545	16.4			
Ft Sequoyah Fort Payne		Army Guard	Fort Payne	5	34,838					20	20	5.1	111	9	0
Ft Whiting Mobile		Army Guard	Mobile	1	55,193					32	32	9.8	273	3	0
Jackson M Balch Huntsville		Army Guard	Huntsville	5	47,657					8	8	7.2	362	5	0
JFHQ - SMD	R	Army Guard	Montgomery	21	306,399					65	65	37.5	41	10	0
Julis W Hicks Enterprise		Army Guard	Enterprise	6	38,381					14	14	5.9	200	10	1
Northport	R	Army Guard	Northport	3	38,580					11	11	6.2	108	17	0
Oneonta		Army Guard	Oneonta	3	33,913					10	10	5.1	116	5	0
R W Shepherd Hope Hull		Army Guard	Hope Hull	4	115,549					62	62	19.4	374	74	0
Ralph W Adams Troy		Army Guard	Troy	1	35,440					8	8	5.1	188	2	0
S Ralph Terhune Birmingham	C	Army Guard	Birmingham	3	60,882					8	8	11.1	258	2	0
Selma		Army Guard	Selma	7	54,044					9	9	8.5	248	13	0
Taylor Hardin Montgomery		Army Guard	Montgomery	2	42,585					11	11	5.5	119	19	0
OTHER SITE(S)² : 114				195	2,021,981					908	908	289.2	10,108	582	1
Alabama Total:				280	3,290,525	0	0	0	0	1,343	3,888	518.7	14,140	1,130	2
Alaska															
NG Alcantra Armory Complex		Army Guard	Wasilla	6	25,225					360	360	8.7	118	3	0
NG Bethel Arm OMS		Army Guard	Bethel	5	21,057					21,248	21,252	6.4	87	2	0
OTHER SITE(S)² : 31				36	262,552					86	24,339	130.2	439	22	0
Alaska Total:				47	308,834	0	0	0	0	21,694	45,951	145.3	644	27	0
Arizona															
Bellefont Armory		Army Guard	Bellefont	4	29,330					15	15	5.8	126	10	0
Picacho Aviation TS		Army Guard	Picacho	2	6,158					320	320	22.3			
Silver Bell Army Heliport	R	Army Guard	Marana	16	368,425					161	726	97.2	779	175	24
Silverlake Armory		Army Guard	Tucson	7	43,396					6	6	6.9	138	3	0
Valencia Readiness Center		Army Guard	Tucson	4	46,571					20	20	9.8	373	10	1
OTHER SITE(S)² : 19				58	327,603					78	96	67.1	1,810	12	0
Arizona Total:				91	821,483	0	0	0	0	600	1,183	209.2	3,226	210	25

² All Locations that do not meet criteria of at least five (5) Acres AND at least \$5M PRV.

**State/Territories Army National Guard
Base Structure Report - As of 30 Sept 05**

SITE	BRAC 2005	COMPONENT	NAME NEAREST CITY	BUILDINGS						ACRES OWNED	TOTAL ACRES	PRV (\$M)	MIL	CIV	OTHER
				STATE OWNED		STATE LEASED		LICENSE / PERMIT							
				COUNT	SQFT	COUNT	SQFT	COUNT	SQFT						
Arkansas															
Benton		Army Guard	Benton	1	34,000					11	11	5.6	138	0	0
Camp Joseph T Robinson		Army Guard	North Little Rock	262	1,638,725					32,814	32,814	344.5	1,954	427	671
Russellville		Army Guard	Russellville	4	38,026					13	13	5.6	7	10	0
OTHER SITE(S)² : 68				170	1,222,378					332	332	171.3	5,963	85	0
Arkansas Total:				437	2,933,129	0	0	0	0	33,170	33,170	526.9	8,062	522	671
California															
Fresno Avcrad Dakota		Army Guard	Fresno	2	87,033						48	23.1	351	19	25
ITC Camp San Luis Obispo		Army Guard	San Luis Obispo	291	1,083,570					4,100	4,100	235.4	357	122	469
Lakeport		Army Guard	Lakeport	1	23,654					7	7	5.2	37	0	0
Long Beach Redondo		Army Guard	Long Beach	3	59,766					20	20	11.8	750	11	10
Sacramento 58th		Army Guard	Sacramento	4	35,789					6	6	7.0	246	12	0
Sacramento JFHQ		Army Guard	Sacramento	1	110,500						8	21.8	498	263	253
Sacramento Meadowview		Army Guard	Sacramento	2	40,379					9	9	8.1	353	12	4
San Diego		Army Guard	San Diego	8	85,818					18	18	17.4	766	24	2
San Francisco		Army Guard	San Francisco	4	61,632					8	8	10.2	220	8	0
San Jose Hedding		Army Guard	San Jose	4	52,676					6	6	9.7	189	7	0
Stockton AASF		Army Guard	Stockton	1	38,754					15	15	11.1			
Stockton Armory		Army Guard	Stockton	3	50,540					10	10	8.9	105	12	0
Stockton FMS/CSMS		Army Guard	Stockton	5	77,465						28	15.4	324	114	12
OTHER SITE(S)² : 115				201	1,735,524					426	736	359.1	10,613	233	26
California Total:				530	3,543,100	0	0	0	0	4,625	5,019	744.2	14,809	837	801
Colorado															
Aurora		Army Guard	Aurora	2	47,115						6	8.8	124	8	2
Buckley AFB		Army Guard	Aurora							16	16	38.7	715	79	14
Centennial		Army Guard	Centennial	3	92,011					8	8	18.0	204	124	69
Denver 1		Army Guard	Denver	3	78,590						10	15.1	392	7	1
Gypsum (HAATS)		Army Guard	Gypsum	1	22,751						44	8.6	30	0	16
Montrose		Army Guard	Montrose	1	25,010						26	5.1	65	0	0
Watkins		Army Guard	Watkins	4	59,865						11	11.2	227	2	14
OTHER SITE(S)² : 20				35	256,994					56	79	54.3	1,065	27	1
Colorado Total:				49	582,336	0	0	0	0	80	200	159.9	2,822	247	117
Connecticut															
Avcrad Groton		Army Guard	Groton	15	193,051					25	25	52.3	351	68	2
Camp Hartell		Army Guard	Windsor Locks	43	142,251					59	59	30.8	490	92	5

² All Locations that do not meet criteria of at least five (5) Acres AND at least \$5M PRV.

**State/Territories Army National Guard
Base Structure Report - As of 30 Sept 05**

SITE	BRAC 2005	COMPONENT	NAME NEAREST CITY	BUILDINGS						ACRES OWNED	TOTAL ACRES	PRV (\$M)	MIL	CIV	OTHER
				STATE OWNED		STATE LEASED		LICENSE / PERMIT							
				COUNT	SQFT	COUNT	SQFT	COUNT	SQFT						
Camp Rell		Army Guard	Niantic	65	228,397					82	82	49.0	172	8	8
Hartford Armory OMS 8A		Army Guard	Hartford	5	45,502					6	6	61.3	363	130	85
New Britain Armory	C	Army Guard	New Britain	1	26,995					8	8	5.1	139	2	58
New London Armory		Army Guard	New London	1	38,175					8	8	7.2	121	10	1
Newtown Military Reservation		Army Guard	Newtown							95	95	9.8	6	0	0
Norwalk Armory	C	Army Guard	Norwalk	2	31,966					12	12	7.1	122	2	1
Norwich Armory OMS 10		Army Guard	Norwich	4	50,073					11	11	9.9	328	0	4
Southington Armory OMS 2		Army Guard	Southington	4	32,245					10	10	6.1	208	5	1
Stones Ranch Military Res		Army Guard	East Lyme	23	93,120					1,862	1,862	33.1	14	6	0
Stratford Armory OMS 9		Army Guard	Stratford	2	42,813					10	10	8.3	325	9	1
OTHER SITE(S)² : 13				27	520,140					159	159	112.6	1,980	45	201
Connecticut Total:				192	1,444,728	0	0	0	0	2,347	2,347	392.5	4,619	377	367
Delaware															
1401 Armory		Army Guard	Wilmington	1	48,092					7	7	8.3	204	1	0
Duncan Armory AASF		Army Guard	New Castle	4	76,608					15	15	18.6	124	0	38
Gov Bacon Health Ctr		Army Guard	Delaware City	2	42,112					10	10	6.9	230	0	0
Stern Armory		Army Guard	Wilmington	3	37,979					14	14	6.8	69	10	0
TS BBTS		Army Guard	Bethany Beach	76	125,006					97	97	25.7	48	9	4
Wilmington		Army Guard	Wilmington	2	80,000					30	30	14.0	148	75	25
OTHER SITE(S)² : 8				19	201,485					3,140	3,140	35.2	716	18	4
Delaware Total:				107	611,282	0	0	0	0	3,313	3,313	115.4	1,539	113	71
District of Columbia															
D.C. Armory		Army Guard	Washington	1	588,723					10	10	100.7	1,245	137	137
OTHER SITE(S)² : 1												18.9	566	48	0
District of Columbia Total:				1	588,723	0	0	0	0	10	10	119.6	1,811	185	137
Florida															
Bradenton Readiness Center		Army Guard	Bradenton	5	48,896						9	5.4	88	1	0
Brooksville RC, AASF#2, C23		Army Guard	Brooksville	5	107,752						19	23.4	113	0	1
Jacksonville, Cecil Fld, AASF1		Army Guard	Jacksonville	9	194,953						7	37.5	488	70	8
Jacksonville, Snyder RC		Army Guard	Jacksonville	5	41,615						25	6.3	317	14	0
Miami Readiness Center		Army Guard	Miami	4	53,693					6	6	8.5	433	14	0
MTC Camp Blanding		Army Guard	Starke	559	1,172,278					72,000	72,000	337.2	1,101	98	287
Pensacola (Ellyson Field)		Army Guard	Pensacola	6	47,384						11	7.6	240	6	0
Plant City Readiness Center		Army Guard	Plant City	5	29,310						13	5.1	215	5	0
St Augustine, Ensslin RC		Army Guard	St Augustine	4	90,197					18	18	13.5	482	203	436
St Augustine, St Francis Brks		Army Guard	St Augustine	15	81,575					6	6	9.9			

² All Locations that do not meet criteria of at least five (5) Acres AND at least \$5M PRV.

**State/Territories Army National Guard
Base Structure Report - As of 30 Sept 05**

SITE	BRAC 2005	COMPONENT	NAME NEAREST CITY	BUILDINGS						ACRES OWNED	TOTAL ACRES	PRV (\$M)	MIL	CIV	OTHER
				STATE OWNED		STATE LEASED		LICENSE / PERMIT							
				COUNT	SQFT	COUNT	SQFT	COUNT	SQFT						
Starke Readiness Center		Army Guard	Starke	4	29,735				12	12	5.1	220	1	0	
Tallahassee Readiness Center		Army Guard	Tallahassee	4	42,146					19	6.5	202	9	0	
Tampa Readiness Center		Army Guard	Tampa	6	111,642				10	11	18.2	228	9	0	
West Palm Bch, Calloway, FMS15		Army Guard	West Palm Beach	6	68,667					19	10.0	628	11	0	
OTHER SITE(S)² : 46				106	806,384			10	31,799	145	462	125.7	4,419	197	2
Florida Total:				743	2,926,227	0	0	10	31,799	72,197	72,637	620.1	9,174	638	734
Georgia															
Atlanta - Confederate Ave		Army Guard	Atlanta	20	248,942				74	74	33.6	20	72	449	
Augusta		Army Guard	Augusta	3	34,657				12	12	5.7	359	10	0	
Barnesville		Army Guard	Barnesville	1	77,158				26	26	10.8				
Columbus		Army Guard	Columbus	3	35,007				7	7	5.7	176	12	0	
Dobbins ARB		Army Guard	Marietta						22	22	21.0	374	0	1	
Kennesaw		Army Guard	Kennesaw	11	39,538				14	14	6.6	424	5	30	
Macon RTI		Army Guard	Macon	26	58,185				1,705	1,705	14.7	111	4	5	
Oglethorpe Armory		Army Guard	Ellenwood	2	77,322				64	64	10.8	219	0	2	
Savannah		Army Guard	Savannah	3	54,688				27	27	8.7	311	13	0	
Winder Brw Arpt		Army Guard	Winder	6	41,220				33	33	8.0	0	9	5	
OTHER SITE(S)² : 59				119	936,185				537	551	141.2	5,725	107	0	
Georgia Total:				194	1,602,902	0	0	0	0	2,521	2,535	266.9	7,719	232	492
Guam															
OTHER SITE(S)² : 1				1	10,100							4.5			
Guam Total:				1	10,100	0	0	0	0	0	0	4.5	0	0	0
Hawaii															
Ft Ruger		Army Guard	Honolulu	42	185,325				337	337	53.8	573	226	137	
Pu'Unene		Army Guard	Pu'Unene	3	35,968				30	30	18.0	133	0	3	
Regional Training Institute		Army Guard	Waimanalo						48	48	39.2	114	2	3	
TS Keaukaha Mil Res	R	Army Guard	Hilo	45	162,473				509	509	45.8	276	8	15	
TS Waiawa Gulch		Army Guard	Pearl City	3	56,522				22	22	38.0				
Wahiawa		Army Guard	Wahiawa	5	64,894				10	10	19.2	517	5	2	
OTHER SITE(S)² : 11				33	140,426				6,928	6,928	63.7	274	5	13	
Hawaii Total:				131	645,608	0	0	0	0	7,884	7,884	277.7	1,887	246	173
Idaho															
Edgemoade TS Mtn Home		Army Guard	Mountain Home						151	151	12.7				
GF Bennett Building (600)		Army Guard	Boise	1	29,971					6	5.2				

² All Locations that do not meet criteria of at least five (5) Acres AND at least \$5M PRV.

**State/Territories Army National Guard
Base Structure Report - As of 30 Sept 05**

SITE	BRAC 2005	COMPONENT	NAME NEAREST CITY	BUILDINGS						ACRES OWNED	TOTAL ACRES	PRV (\$M)	MIL	CIV	OTHER
				STATE OWNED		STATE LEASED		LICENSE / PERMIT							
				COUNT	SQFT	COUNT	SQFT	COUNT	SQFT						
Gowen Field Boise		Army Guard	Boise	4	71,380			3	17,564	211	211	326.5	1,774	343	195
Lewiston Armory FMS 1		Army Guard	Lewiston	3	21,352					8	8	5.3	139	9	0
Orchard Mates Boise		Army Guard	Boise	9	120,286						80	75.8			
Orchard Range TS Boise		Army Guard	Boise	22	18,049					138,551	138,551	106.7	0	86	0
Pocatello Armory FMS 5		Army Guard	Pocatello	4	34,813					11	11	6.7	177	5	0
Post Falls Armory FMS S1		Army Guard	Post Falls	3	44,860					8	8	9.0	166	0	0
OTHER SITE(S)² : 32				67	347,980					75,604	75,609	65.5	1,110	20	5
Idaho Total:				113	688,691	0	0	3	17,564	214,544	214,635	613.3	3,366	463	200
Illinois															
Bartonville (Peoria JAFRC)		Army Guard	Bartonville	3	100,957					27	27	20.8	573	18	0
Bloomington Armory OMS		Army Guard	Bloomington	4	64,037					11	11	12.8	201	4	1
Chicago, Gen Jones Armory OMS		Army Guard	Chicago	1	299,772					6	6	60.8	587	6	0
Crestwood Armory OMS		Army Guard	Crestwood	1	122,495					18	18	25.6	474	0	0
Decatur AASF#1		Army Guard	Decatur	3	44,112					10	10	17.8	8	24	0
Decatur Armory OMS		Army Guard	Decatur	3	47,942					12	12	10.8	210	9	4
East St Louis Armory OMS		Army Guard	East St Louis	4	69,319					7	7	14.7	132	5	0
Galva Armory		Army Guard	Galva	1	32,864					6	6	7.5	38	0	0
Kankakee (Cpt Stefanich JAFRC)		Army Guard	Kankakee	2	41,188					11	11	8.9	242	2	0
Machesney Park Armory		Army Guard	Machesney Park	3	55,422					12	12	12.4	198	6	0
Macomb Armory		Army Guard	Macomb	3	58,668					7	7	11.5	160	6	0
Marion Armory and OMS		Army Guard	Marion	3	42,180					11	11	9.7	121	8	0
Marseilles (MTA Tng Area)		Army Guard	Marseilles	29	195,451					2,814	2,814	64.2	33	15	100
Mattoon Armory OMS		Army Guard	Mattoon	4	58,372					7	7	10.7	90	4	0
N Riverside (NG Maint Center)		Army Guard	North Riverside							33	33	31.8			
North Riverside Armory		Army Guard	North Riverside	1	79,753					10	10	17.5			
Quad Cities NG Armory OMS		Army Guard	Milan	3	56,374					25	25	11.8	236	6	0
Quincy Armory and OMS		Army Guard	Quincy	5	35,426					6	6	8.1	118	3	0
Sparta Armory		Army Guard	Sparta	1	25,047					11	11	6.0	138	1	0
Springfield (TS Cp Lincoln)		Army Guard	Springfield	31	395,574					160	160	80.7	1,213	287	82
Urbana Armory OMS		Army Guard	Urbana	6	110,796					22	22	21.0	277	5	0
Woodstock Armory		Army Guard	Woodstock	1	23,400					13	13	8.4	91	0	0
OTHER SITE(S)² : 33				52	1,550,700					132	132	333.9	4,034	33	76
Illinois Total:				164	3,509,849	0	0	0	0	3,371	3,371	807.5	9,174	442	263
Indiana															
Evansville (1998)		Army Guard	Evansville	3	174,762					20	20	29.3	543	6	3
Fort Wayne		Army Guard	Fort Wayne	6	64,215					21	21	11.2	452	7	2
Gary		Army Guard	Gary	8	48,968					15	15	8.4	316	12	1

² All Locations that do not meet criteria of at least five (5) Acres AND at least \$5M PRV.

State/Territories Army National Guard Base Structure Report - As of 30 Sept 05

SITE	BRAC 2005	COMPONENT	NAME NEAREST CITY	BUILDINGS						ACRES OWNED	TOTAL ACRES	PRV (\$M)	MIL	CIV	OTHER
				STATE OWNED		STATE LEASED		LICENSE / PERMIT							
				COUNT	SQFT	COUNT	SQFT	COUNT	SQFT						
Indianapolis 38 ID		Army Guard	Indianapolis	3	106,366					68	68	20.3	1,187	3	6
Indianapolis CSMS #1		Army Guard	Indianapolis	4	97,131					12	12	18.8			
Jasper		Army Guard	Jasper	3	32,500					6	6	5.9	190	6	1
Lafayette	R	Army Guard	Lafayette	3	42,910					16	16	7.5	181	5	1
Muncie		Army Guard	Muncie	4	35,163					16	16	6.0	192	0	1
New Albany		Army Guard	New Albany	3	28,014					9	9	5.2	367	8	1
Raytheon Inpls Intl Airport		Army Guard	Indianapolis								6	11.8	24	0	0
Shelbyville		Army Guard	Shelbyville	4	88,065					58	58	21.4	585	0	4
South Bend		Army Guard	South Bend	3	58,985					16	16	9.4	146	0	2
Stout Field Indianapolis		Army Guard	Indianapolis	18	425,200					18	18	60.7	976	431	81
OTHER SITE(S)² : 67				143	1,177,353					408	408	201.9	6,210	106	100
Indiana Total:				205	2,379,632	0	0	0	0	683	689	417.8	11,369	584	203
Iowa															
Boone		Army Guard	Boone	8	149,368					22	28	59.5	295	5	0
Camp Dodge Johnston TS	R	Army Guard	Johnston	231	1,085,363					4,414	31,178	507.1			
Centerville		Army Guard	Centerville	4	33,741					8	8	5.1	79	0	0
Council Bluffs		Army Guard	Council Bluffs	4	64,991					42	42	10.7	277	5	0
Davenport AASF		Army Guard	Davenport	8	73,880					12	15	18.0	102	0	0
Dubuque		Army Guard	Dubuque	5	70,635					22	22	9.2	266	0	0
Fort Dodge	C	Army Guard	Fort Dodge	7	42,647					7	7	6.4	136	5	0
Mason City		Army Guard	Mason City	6	57,888					13	13	8.6	172	6	0
Oskaloosa		Army Guard	Oskaloosa	3	36,052					10	10	5.4	98	1	0
Sioux City		Army Guard	Sioux City	5	58,642					6	11	8.1	240	7	1
Waterloo Airport		Army Guard	Waterloo	8	43,194					5	6	5.9	181	2	0
Waterloo Big Rock		Army Guard	Waterloo	8	65,941						30	16.4	216	39	0
OTHER SITE(S)² : 38				119	984,421			1	16,452	214	215	152.4	3,358	64	0
Iowa Total:				416	2,766,763	0	0	1	16,452	4,775	31,585	812.7	5,420	134	1
Kansas															
Coffeyville Armory (New)		Army Guard	Coffeyville								10	5.0			
Hutchinson Armory		Army Guard	Hutchinson	3	47,147					7	7	7.9	240	12	1
Kansas City Armory		Army Guard	Kansas City	2	68,488					5	20	11.8	476	9	4
Lenexa Armory		Army Guard	Lenexa	2	33,351					7	7	5.6	193	0	1
Salina KS Training Center		Army Guard	Salina	13	273,629					49	99	73.2	0	0	4
Salina Smoky Hill Maj Tng Area		Army Guard	Salina							3,540	3,540	9.1	214	1	15
Topeka Armory		Army Guard	Topeka	4	78,466					11	11	13.1	880	149	2
Topeka Forbes Field		Army Guard	Topeka					1	11,160	30	30	30.3	280	79	0
Topeka SDB		Army Guard	Topeka	1	53,366					34	34	9.0	70	1	77

² All Locations that do not meet criteria of at least five (5) Acres AND at least \$5M PRV.

State/Territories Army National Guard Base Structure Report - As of 30 Sept 05

SITE	BRAC 2005	COMPONENT	NAME NEAREST CITY	BUILDINGS						ACRES OWNED	TOTAL ACRES	PRV (\$M)	MIL	CIV	OTHER
				STATE OWNED		STATE LEASED		LICENSE / PERMIT							
				COUNT	SQFT	COUNT	SQFT	COUNT	SQFT						
Topeka SDB Annex		Army Guard	Topeka	19	107,675					20	20	14.5	0	39	3
OTHER SITE(S)² : 55				88	935,099					670	679	157.3	4,158	108	24
Kansas Total:				132	1,597,221	0	0	1	11,160	4,373	4,457	336.7	6,511	398	131
<u>Kentucky</u>															
Bluegrass Station	R	Army Guard	Avon	5	22,572					780	780	11.1	39	8	0
Frankfort Boone NG Center		Army Guard	Frankfort	44	295,272					655	655	78.1	985	170	148
Lexington Armory		Army Guard	Lexington	5	9,544					18	18	6.3	313	7	3
Louisville Armory		Army Guard	Louisville	9	55,422					12	12	8.4	347	9	2
Owensboro Armory		Army Guard	Owensboro	4	36,472					7	7	6.7	110	0	3
Springfield Armory		Army Guard	Springfield	3	32,402					7	7	5.3	46	0	0
W.H. Ford Regional Tng Ctr		Army Guard	Greenville	63	468,168					6,787	11,080	131.5	198	62	71
OTHER SITE(S)² : 60				136	857,680					954	1,262	145.8	5,061	45	51
Kentucky Total:				269	1,777,532	0	0	0	0	9,220	13,821	393.1	7,099	301	278
<u>Louisiana</u>															
Baton Rouge	C	Army Guard	Baton Rouge	14	49,222						8	7.9	283	13	0
Beauregard Training Range		Army Guard	Pineville	55	39,290					12,888	12,888	12.8			
Bossier City		Army Guard	Bossier City	8	42,525					10	10	7.5	163	6	0
Camp Cook		Army Guard	Ball	27	111,061					38	38	21.9	136	0	1
Camp Villere		Army Guard	Slidell	47	140,989					1,707	1,707	32.0	201	6	15
Carville Gillis Long Center		Army Guard	Carville	119	701,114					366	366	118.6	393	1	317
Esler Field		Army Guard	Pineville	17	125,299						1,991	82.4	249	35	0
Jackson Bks	R	Army Guard	New Orleans	173	691,014					113	113	102.2	1,334	232	95
Lafayette		Army Guard	Lafayette	11	62,459						6	10.7	333	7	0
Monroe		Army Guard	Monroe	5	40,476						10	7.1	212	7	0
New Orleans		Army Guard	New Orleans	7	90,900						10	19.7	267	32	0
Ruston		Army Guard	Ruston	6	105,094					16	16	13.4	300	9	0
SMR Camp Beauregard		Army Guard	Pineville	281	842,375					728	728	146.8	634	187	464
OTHER SITE(S)² : 55				208	1,197,032					194	303	190.4	5,167	49	0
Louisiana Total:				978	4,238,850	0	0	0	0	16,060	18,194	773.4	9,672	584	892
<u>Maine</u>															
Bangor TS		Army Guard	Bangor	1	15,400					49	49	57.3	267	87	8
Belfast Armory		Army Guard	Belfast	2	19,252					48	48	33.9	68	0	0
Bog Brook Riley TS		Army Guard	Bethel	1	131					10,220	10,220	11.1	6	0	0
Brewer Armory		Army Guard	Brewer	4	30,131					6	6	5.4	168	0	0
Camp Keyes TS		Army Guard	Augusta	41	275,704					38	38	54.1	315	90	117
Deepwoods TS		Army Guard	Old Town	1	231					711,000	711,000	54.4	0	2	0

² All Locations that do not meet criteria of at least five (5) Acres AND at least \$5M PRV.

State/Territories Army National Guard Base Structure Report - As of 30 Sept 05

SITE	BRAC 2005	COMPONENT	NAME NEAREST CITY	BUILDINGS						ACRES OWNED	TOTAL ACRES	PRV (\$M)	MIL	CIV	OTHER
				STATE OWNED		STATE LEASED		LICENSE / PERMIT							
				COUNT	SQFT	COUNT	SQFT	COUNT	SQFT						
Lewiston AFRC		Army Guard	Lewiston	5	30,532					6	6	5.3	181	1	15
Portland Armory FMS		Army Guard	Portland	8	89,178					9	9	16.2	132	16	1
Solman State Armory		Army Guard	Caribou	2	60,258					7	7	9.8	0	0	15
OTHER SITE(S)² : 21				55	321,962					900	900	78.4	1,500	45	65
Maine Total:				120	842,779	0	0	0	0	722,283	722,283	325.7	2,637	241	221
<u>Maryland</u>															
BG (MD) Randolph Millholland		Army Guard	Hagerstown	2	37,909					25	25	7.3	131	9	0
BG Thomas B. Baker		Army Guard	Ellicott City	4	33,032					6	6	5.6	156	1	0
Cong Steny Hoyer Armory		Army Guard	Cheltenham	3	35,811					14	14	6.7	139	7	0
CSM Blair Lee Crockett		Army Guard	Salisbury	1	31,054					10	10	6.6	276	8	0
CSM Jerome M. Grollman		Army Guard	Dundalk	2	34,585					8	8	7.2	313	10	0
CW4 Melvin Sherr		Army Guard	Parkville	2	44,675					16	16	7.7	324	1	0
Havre de Grace Military Res		Army Guard	Havre de Grace	34	198,560					65	65	36.5	264	94	10
MG (Brevet) John R. Kenly		Army Guard	Greenbelt	3	31,652					8	8	5.8	194	0	0
MG George M. Gelston		Army Guard	Silver Spring	2	24,078					14	14	5.4	184	7	0
MG Harry C. Ruhl		Army Guard	Towson	1	71,699					7	7	13.4	279	2	0
MTA Camp Fretterd		Army Guard	Reisterstown	57	408,651					592	592	90.5	647	27	104
MTA Gunpowder Military Reserva		Army Guard	Glen Arm	15	48,616					240	240	13.2	127	0	0
Pikesville Mil Res		Army Guard	Pikesville	6	261,555					15	15	39.2	507	9	0
OTHER SITE(S)² : 23				71	967,532					1,254	1,254	169.5	2,196	248	3
Maryland Total:				203	2,229,409	0	0	0	0	2,274	2,274	414.7	5,737	423	117
<u>Massachusetts</u>															
Brockton		Army Guard	Brockton	5	28,940					8	8	5.9	267	10	0
Devens	C	Army Guard	Ayer	15	115,029					64	64	25.6			
MTA Camp Curtis Guil		Army Guard	Reading	50	111,725					680	680	22.8	431	31	15
OTHER SITE(S)² : 45				94	1,597,114					58	58	324.6	5,957	261	168
Massachusetts Total:				164	1,852,808	0	0	0	0	810	810	378.9	6,655	302	183
<u>Michigan</u>															
Bay City		Army Guard	Bay City	3	45,818					12	12	7.4	107	0	1
Detroit Artillery		Army Guard	Detroit	3	120,471					82	82	21.8			
Detroit Light Guard		Army Guard	Detroit	5	118,353					8	8	19.0	645	3	3
Detroit Olympia		Army Guard	Detroit	3	47,191					10	10	9.9	216	0	0
Grand Ledge AASF		Army Guard	Grand Ledge	5	90,244					39	39	147.3	535	65	2
Grand Ledge Hangar		Army Guard	Grand Ledge	1	26,304					29	29	11.9	0	26	1
Howell		Army Guard	Howell	3	35,834					6	6	7.6	120	0	0
Ishpeming		Army Guard	Ishpeming	7	38,691					8	8	7.0	139	20	1

² All Locations that do not meet criteria of at least five (5) Acres AND at least \$5M PRV.

State/Territories Army National Guard Base Structure Report - As of 30 Sept 05

SITE	BRAC 2005	COMPONENT	NAME NEAREST CITY	BUILDINGS						ACRES OWNED	TOTAL ACRES	PRV (\$M)	MIL	CIV	OTHER
				STATE OWNED		STATE LEASED		LICENSE / PERMIT							
				COUNT	SQFT	COUNT	SQFT	COUNT	SQFT						
Jackson		Army Guard	Jackson	5	117,021					32	32	20.9	302	1	1
Kalamazoo		Army Guard	Kalamazoo	6	32,418					43	43	5.4	276	1	1
Lansing Artillery		Army Guard	Lansing	7	51,199					27	27	8.1	326	83	1
Lansing CSMS		Army Guard	Lansing	8	56,261					18	18	12.4	0	52	3
Lansing Headquarters		Army Guard	Lansing	4	106,190					6	6	18.0	397	143	63
Lansing Headquarters Complex		Army Guard	Lansing	3	145,936					59	59	28.3			
Lansing USPFO		Army Guard	Lansing	6	73,095					6	6	9.0			
Marquette		Army Guard	Marquette	4	33,115					6	6	5.9	150	8	1
Midland		Army Guard	Midland	7	48,714					12	12	7.0	142	13	1
Montague		Army Guard	Montague	6	65,059					10	10	8.3	160	7	1
MTC-H Camp Grayling		Army Guard	Grayling	389	1,592,174					146,750	146,750	517.5	524	123	69
Pontiac		Army Guard	Pontiac	3	26,717					10	10	5.3	182	0	1
Saginaw		Army Guard	Saginaw	2	29,779					6	6	5.8	111	0	0
Sault Ste Marie		Army Guard	Sault Ste Mari	6	49,956					9	9	6.8	183	11	1
Taylor		Army Guard	Taylor	5	62,308					17	17	12.8	346	3	1
Wyoming		Army Guard	Wyoming	6	113,533					10	10	18.6	682	16	1
Ypsilanti		Army Guard	Ypsilanti	5	76,397					9	9	12.1	260	19	1
OTHER SITE(S)² : 34				107	679,209					184	184	155.5	2,544	32	11
Michigan Total:				609	3,881,987	0	0	0	0	147,408	147,408	1,089.8	8,347	626	165
Minnesota															
Albert Lea NG Armory		Army Guard	Albert Lea	1	28,321					8	8	5.1	87	1	0
Bloomington NG Armory		Army Guard	Bloomington	1	41,623					11	11	8.3	636	4	0
Brainerd NG Armory		Army Guard	Brainerd	1	39,112					9	9	7.8	232	0	0
Camp Ripley		Army Guard	Little Falls	1,338	2,604,539					53,000	53,000	756.4	2,063	238	476
Cottage Grove NG Armory		Army Guard	Cottage Grove	1	54,651					7	7	10.7	213	1	0
Duluth NG Armory		Army Guard	Duluth	1	44,502					207	207	9.6	261	1	0
Holman Field AASF		Army Guard	St Paul	2	109,059					3	7	29.7	552	4	0
Minneapolis NG Armory		Army Guard	Minneapolis	1	37,013					6	6	7.7	158	1	0
Montevideo NG Armory		Army Guard	Montevideo	1	40,689					44	44	8.0	4	0	0
Moorhead NG Armory		Army Guard	Moorhead	2	55,928					7	7	9.3	244	3	0
Rochester NGA and OMS 2		Army Guard	Rochester	3	38,908					408	408	8.3	339	7	0
Rosemount NG Armory		Army Guard	Rosemount	1	99,522					112	112	19.3	661	5	0
Rosemount NG Maint Facility		Army Guard	Rosemount	1	30,516					44	44	7.6	0	14	0
Roseville NG Armory		Army Guard	Roseville	2	41,617					7	7	8.2	389	6	0
St Cloud NG Armory		Army Guard	St Cloud	1	40,373					57	57	8.5	275	6	0
OTHER SITE(S)² : 55				76	1,116,220					1,599	1,653	215.4	5,377	291	0
Minnesota Total:				1,433	4,422,593	0	0	0	0	55,529	55,587	1,120.0	11,491	582	476

² All Locations that do not meet criteria of at least five (5) Acres AND at least \$5M PRV.

State/Territories Army National Guard Base Structure Report - As of 30 Sept 05

SITE	BRAC 2005	COMPONENT	NAME NEAREST CITY	BUILDINGS				ACRES OWNED	TOTAL ACRES	PRV (\$M)	MIL	CIV	OTHER		
				STATE OWNED		STATE LEASED								LICENSE / PERMIT	
				COUNT	SQFT	COUNT	SQFT							COUNT	SQFT
Mississippi															
Brookhaven		Army Guard	Brookhaven	4	36,935			15	15	6.0	54	6	0		
CTA Camp McCain		Army Guard	Elliott					13,020	13,020	180.7					
Greenville		Army Guard	Greenville	2	33,295				20	5.2	124	0	0		
Gulfport and OMS 13		Army Guard	Gulfport	3	51,815				9	8.2	35	2	0		
Gulfport AVCRAD		Army Guard	Gulfport	7	147,366			23	54	41.0	494	78	25		
Hawkins Field		Army Guard	Jackson	7	102,587				11	49.8	276	1	1		
Jackson Raymond Road		Army Guard	Jackson	6	96,007				17	13.5	400	65	0		
Meridian		Army Guard	Meridian	5	48,409				22	11.5	139	46	1		
Meridian RCTA		Army Guard	Meridian					24	24	6.7					
Monticello		Army Guard	Monticello	7	61,501				8	6.5	133	10	0		
MTA Camp Shelby		Army Guard	Hattiesburg	894	2,901,510			132,600	133,482	704.1					
Oxford		Army Guard	Oxford	2	66,040			21	21	11.1	63	3	0		
Senatobia		Army Guard	Senatobia	4	63,852				13	9.2	183	5	0		
Tago		Army Guard	Jackson	6	93,520			10	10	14.0	465	216	82		
USPFO MS		Army Guard	Jackson	6	105,685				35	11.5	3	15	1		
Vicksburg Station		Army Guard	Vicksburg	4	45,067			10	10	7.3	119	0	0		
OTHER SITE(S)² : 90				256	1,530,717			35	388	232.5	7,377	177	9		
Mississippi Total:				1,213	5,384,306	0	0	0	0	145,758	147,159	1,319.0	9,865	624	119
Missouri															
Festus		Army Guard	Festus	4	39,755			40	40	8.3	160	8	1		
Jefferson Bks St Louis	C	Army Guard	St Louis	11	222,450			35	35	38.3	780	22	36		
Jefferson City		Army Guard	Jefferson City	2	47,209			15	15	8.3	106	1	0		
Jefferson City AASF		Army Guard	Jefferson City	1	29,847			17	17	9.7	8	0	5		
Kansas City		Army Guard	Kansas City	2	95,949			8	8	15.7	828	6	12		
Macon		Army Guard	Macon	4	33,901			10	10	5.6	122	0	1		
Macon TS		Army Guard	Macon	6	4,257			6,235	6,235	5.4					
MTA Camp Clark Nevada		Army Guard	Nevada					1,282	1,282	73.7					
Poplar Bluff		Army Guard	Poplar Bluff	3	43,181			10	10	7.3	179	11	3		
Springfield		Army Guard	Springfield	4	60,043			16	16	9.7	279	12	7		
Springfield AVCRAD		Army Guard	Springfield	7	108,408			35	35	28.7	417	102	38		
TS Clark Natl Forest Wapp		Army Guard	Wappapello					2,200	2,200	6.1					
TS Ike Skelton Jefferson City		Army Guard	Jefferson City	23	468,834			735	735	82.7	855	393	269		
Whiteman AFB Knob Noster		Army Guard	Knob Noster					18	18	17.3	303	38	0		
OTHER SITE(S)² : 56				126	1,176,720			908	916	199.7	4,675	109	88		
Missouri Total:				193	2,330,554	0	0	0	0	11,564	11,572	516.6	8,712	702	460

² All Locations that do not meet criteria of at least five (5) Acres AND at least \$5M PRV.

State/Territories Army National Guard Base Structure Report - As of 30 Sept 05

SITE	BRAC 2005	COMPONENT	NAME NEAREST CITY	BUILDINGS				ACRES OWNED	TOTAL ACRES	PRV (\$M)	MIL	CIV	OTHER		
				STATE OWNED		STATE LEASED								LICENSE / PERMIT	
				COUNT	SQFT	COUNT	SQFT							COUNT	SQFT
Montana															
Aviation RC- AASF- C12 -Helena		Army Guard	Helena			6	179,472	60	60	59.8	484	41	0		
Great Falls RC (Malmstrom AFB)		Army Guard	Great Falls					10	10	7.2					
MTA Fort Wm Henry Harrison		Army Guard	Helena					3,011	6,070	224.3					
OTHER SITE(S)² : 27				74	427,577			126	4,966	89.1	2,042	62	28		
Montana Total:				74	427,577	0	0	6	179,472	3,207	11,106	380.4	2,526	103	28
Nebraska															
Kearney RC/FMS 02	C	Army Guard	Kearney	5	61,217			29	29	9.6	265	10	0		
Lincoln 1776 Armory		Army Guard	Lincoln	1	65,532			9	9	11.4	344	44	0		
Lincoln Complex/FMS 01		Army Guard	Lincoln	16	129,627			14	14	20.7	89	120	33		
Lincoln CSMS 31/USPFO		Army Guard	Lincoln	6	109,492			19	19	14.9	26	58	0		
North Omaha Readiness Center		Army Guard	Omaha	1	42,771				20	7.7					
Omaha Readiness Center		Army Guard	Omaha	4	62,026			6	6	8.7	336	0	2		
OTHER SITE(S)² : 28				70	544,145			158	208	89.3	1,715	38	47		
Nebraska Total:				103	1,014,810	0	0	0	0	235	305	162.4	2,775	270	82
Nevada															
Fairview Complex		Army Guard	Carson City	6	121,135			29	29	27.2	256	196	30		
Floyd Edsall Training Center		Army Guard	North Las Vegas	9	117,846			3,984	3,984	27.6	763	7	3		
Harry Reid Training Center		Army Guard	Reno	14	154,228			48	48	58.3	450	11	10		
Henderson Complex		Army Guard	Henderson	6	31,470			35	35	7.2	318	4	1		
Stead Training Site		Army Guard	Reno-Stead	12	43,760			10	10	11.9	118	2	5		
OTHER SITE(S)² : 9				32	136,087			71	71	30.5	275	7	0		
Nevada Total:				79	604,526	0	0	0	0	4,177	4,177	162.7	2,180	227	49
New Hampshire															
Hillsborough Readiness Center		Army Guard	Hillsborough	3	18,243			10	10	16.5	74	5	1		
Littleton Readiness Center		Army Guard	Littleton	5	31,214			20	20	5.7	48	5	1		
Manchester Armory OMS 7		Army Guard	Manchester	3	109,275			8	8	61.0	559	8	3		
NH Army Aviation Support Fac		Army Guard	Concord	2	195,968				27	53.6					
NH NG Training Site		Army Guard	Center Strafford	10	58,740			105	105	17.5	52	3	3		
NH Veteran's Cemetery		Army Guard	Boscawen	3	11,615			104	104	78.8					
State Military Reservation		Army Guard	Concord	17	236,139				43	43.9	420	160	33		
OTHER SITE(S)² : 17				31	283,955			119	119	57.9	1,026	8	26		
New Hampshire Total:				74	945,149	0	0	0	0	366	436	334.9	2,179	189	67

² All Locations that do not meet criteria of at least five (5) Acres AND at least \$5M PRV.

State/Territories Army National Guard Base Structure Report - As of 30 Sept 05

SITE	BRAC 2005	COMPONENT	NAME NEAREST CITY	BUILDINGS				ACRES OWNED	TOTAL ACRES	PRV (\$M)	MIL	CIV	OTHER		
				STATE OWNED		STATE LEASED								LICENSE / PERMIT	
				COUNT	SQFT	COUNT	SQFT							COUNT	SQFT
<u>New Jersey</u>															
Bordentown 206		Army Guard	Bordentown	3	27,351			10	10	5.7	136	47	1		
Bordentown CSMS		Army Guard	Bordentown	5	39,350			15	15	8.9	0	0	2		
Cape May		Army Guard	Cape May	5	28,950			21	21	6.2	128	5	2		
Cherry Hill		Army Guard	Cherry Hill	3	41,696			9	9	9.4	203	8	2		
Hackettstown		Army Guard	Hackettstown	3	26,999			16	16	5.1	65	0	2		
Lawrenceville		Army Guard	Lawrenceville	14	305,610			75	75	51.4	369	70	17		
Morristown		Army Guard	Morristown	5	82,844			43	43	23.7	356	9	2		
Riverdale		Army Guard	Riverdale	5	44,197			7	7	9.0	274	9	2		
Sea Girt NJ NGTC		Army Guard	Sea Girt	51	300,212			277	277	71.8	434	15	0		
Somerset		Army Guard	Somerset	4	57,027			20	20	12.8	320	12	3		
Teaneck		Army Guard	Teaneck	5	171,913			14	14	34.8	204	14	3		
Toms River		Army Guard	Toms River	6	32,194			30	30	6.9	117	3	1		
Trenton Mercer Aviation		Army Guard	Trenton	3	91,213				15	28.3	468	65	2		
Vineland		Army Guard	Vineland	5	48,926			45	45	9.6	251	5	2		
Warren Grove TS		Army Guard	Warren Grove					57	57	9.7					
Washington		Army Guard	Washington	2	37,482			17	17	7.7	356	1	3		
West Orange		Army Guard	West Orange	8	131,921			62	62	28.0	322	45	3		
Westfield		Army Guard	Westfield	5	76,026			13	13	16.1	274	8	2		
OTHER SITE(S)² : 21				47	651,096			148	148	192.0	2,494	28	158		
New Jersey Total:				179	2,195,007	0	0	0	0	879	894	537.2	6,771	344	207
<u>New Mexico</u>															
Albuquerque		Army Guard	Albuquerque	5	44,640			17	17	8.1	529	12	34		
Belen		Army Guard	Belen	1	29,205			11	11	5.1	369	0	0		
Clovis		Army Guard	Clovis	4	35,571			12	12	6.4	184	10	0		
Las Cruces		Army Guard	Las Cruces	3	52,969			43	43	9.5	981	17	33		
Onate Complex TS		Army Guard	Santa Fe	14	301,490			313	313	52.3	656	201	132		
Rio Rancho TS		Army Guard	Rio Rancho	14	112,938			120	120	18.7	454	11	4		
Santa Fe AASF		Army Guard	Santa Fe	3	57,122			17	17	14.4	8	3	2		
Springer		Army Guard	Springer	3	30,479			40	40	5.5	59	11	0		
TS Camp Luna		Army Guard	Las Vegas	1	27,300			133	133	5.5	70	1	2		
OTHER SITE(S)² : 24				40	724,912			428	428	132.7	1,905	13	341		
New Mexico Total:				88	1,416,626	0	0	0	0	1,134	1,134	258.1	5,215	279	548
<u>New York</u>															
Albany AASF 3		Army Guard	Albany	2	35,270				22	12.8					
Auburn Armory OMS 4		Army Guard	Auburn	3	31,083			13	13	6.2	15	5	3		
Camp Smith		Army Guard	Cortlandt Manor	88	591,372			1,614	1,614	108.0	493	21	57		

² All Locations that do not meet criteria of at least five (5) Acres AND at least \$5M PRV.

**State/Territories Army National Guard
Base Structure Report - As of 30 Sept 05**

SITE	BRAC 2005	COMPONENT	NAME NEAREST CITY	BUILDINGS						ACRES OWNED	TOTAL ACRES	PRV (\$M)	MIL	CIV	OTHER
				STATE OWNED		STATE LEASED		LICENSE / PERMIT							
				COUNT	SQFT	COUNT	SQFT	COUNT	SQFT						
Geneseo Armory OMS 3		Army Guard	Geneseo	2	52,629					18	18	10.2	0	5	0
Hancock Field Armory OMS 5		Army Guard	Syracuse							30	30	21.2	98	0	4
Horseheads Armory		Army Guard	Big Flats	1	35,148					14	14	5.8	145	0	1
Kingston Armory OMS 7		Army Guard	Kingston	3	78,566					19	19	15.1	70	7	3
Latham Complex State HQS		Army Guard	Latham	2	162,735					42	42	31.5	933	225	282
Masten Ave Armory (65th Regt)		Army Guard	Buffalo	6	299,567					10	10	54.4	254	21	3
Newburgh Armory	C	Army Guard	Newburgh	2	80,379					12	12	14.2	142	1	2
Peekskill Armory		Army Guard	Peekskill	4	96,314					22	22	15.8	265	55	0
Riverhead Armory	C	Army Guard	Riverhead	1	32,101					6	6	5.7	22	0	0
Rochester Armory AASF OMS		Army Guard	Rochester	4	111,152					25	25	31.7	765	10	0
Rochester Culver Rd Armory		Army Guard	Rochester	4	96,961					11	11	17.0	69	0	0
Ronkonkoma Armory AASF OMS		Army Guard	Ronkonkoma	2	71,476						20	19.6	194	11	0
Staten Island Armory		Army Guard	Staten Island	4	60,598					20	20	11.5	0	6	0
Troy Glenmore Rd Armory OMS 17		Army Guard	Troy	2	79,233					13	13	13.6	575	13	0
Utica Armory OMS 6		Army Guard	Utica	5	106,925					20	20	20.1	345	16	0
Valhalla Armory OMS 8		Army Guard	Mount Pleasant	2	61,793					8	8	11.3	62	13	0
OTHER SITE(S)² : 48				84	2,784,577					634	650	499.3	6,357	184	87
New York Total:				221	4,867,879	0	0	0	0	2,531	2,589	924.9	10,804	593	442
North Carolina															
Charlotte Consolidated Site		Army Guard	Charlotte	6	100,848					10	10	15.0	303	4	44
Goldsboro Armory		Army Guard	Goldsboro	4	37,613					9	9	5.9	866	9	0
Greensboro		Army Guard	Greensboro	6	39,108					14	14	6.1	203	9	0
High Point		Army Guard	High Point	7	32,295					9	9	5.0	178	8	0
Morrisville		Army Guard	Morrisville	7	175,231					35	35	47.9	684	87	5
MTA Camp Butner		Army Guard	Butner	86	63,698					4,800	4,800	12.7	31	0	5
MTA Ft Fisher AFS		Army Guard	Kure Beach					3	16,372	8	8	7.8			
Raleigh		Army Guard	Raleigh	18	184,266					76	76	22.6	521	344	45
OTHER SITE(S)² : 92				177	1,608,795					598	601	224.7	6,506	126	51
North Carolina Total:				311	2,241,854	0	0	3	16,372	5,559	5,562	347.7	9,292	587	150
North Dakota															
Bismarck AASF Complex		Army Guard	Bismarck	4	115,947						39	28.6	233	33	9
Bismarck Fraire Barracks		Army Guard	Bismarck	9	94,827					21	21	17.5	0	41	82
Bismarck RJB Complex		Army Guard	Bismarck	6	201,842					89	89	37.6	833	141	5
Camp Grafton		Army Guard	Devils Lake	391	717,226					10,678	12,924	177.1	433	62	31
Fargo AFRC		Army Guard	Fargo	1	117,271					19	19	24.5	254	0	3
Grand Forks Complex		Army Guard	Grand Forks	3	41,462					25	25	9.5	0	10	0
Wahpeton AFRC		Army Guard	Wahpeton	2	91,887						18	14.9	146	0	3

² All Locations that do not meet criteria of at least five (5) Acres AND at least \$5M PRV.

**State/Territories Army National Guard
Base Structure Report - As of 30 Sept 05**

SITE	BRAC 2005	COMPONENT	NAME NEAREST CITY	BUILDINGS				ACRES OWNED	TOTAL ACRES	PRV (\$M)	MIL	CIV	OTHER		
				STATE OWNED		STATE LEASED								LICENSE / PERMIT	
				COUNT	SQFT	COUNT	SQFT							COUNT	SQFT
OTHER SITE(S)² : 33				42	63,525			1,074	1,116	67.1	1,129	30	0		
North Dakota Total:				458	1,443,987	0	0	0	0	11,906	14,251	376.8	3,028	317	133
Ohio															
Beightler Armory		Army Guard	Columbus	1	115,204			51	51	18.5					
Camp Perry Tng Site (CTC)		Army Guard	Port Clinton	493	555,816			640	640	123.0	182	15	147		
Cincinnati RR		Army Guard	Cincinnati	3	43,308			6	6	6.4	326	1	1		
Cincinnati SB		Army Guard	Cincinnati	2	30,468			8	8	5.1	240	10	1		
Cleveland-Warrensville		Army Guard	Cleveland	4	47,945			14	14	8.2	251	6	1		
Columbus (Howey)	C	Army Guard	Columbus	2	36,145			9	9	5.9	214	15	1		
Greensburg (N. Canton)		Army Guard	North Canton	5	146,784			42	42	37.7	515	52	2		
Hamilton		Army Guard	Hamilton	4	49,429			10	10	7.5	207	1	1		
Kettering		Army Guard	Kettering	2	35,962			10	10	6.2	408	8	0		
Medina		Army Guard	Medina	2	51,200			16	16	6.1	120	0	1		
Newark	C	Army Guard	Newark	6	148,221			23	23	20.4	186	74	3		
Stow		Army Guard	Stow	3	49,866			8	8	8.1	372	12	1		
Walbridge		Army Guard	Walbridge	2	93,312			16	16	15.3	450	11	1		
OTHER SITE(S)² : 50				89	1,101,801			331	335	175.5	4,723	287	153		
Ohio Total:				618	2,505,461	0	0	0	0	1,184	1,188	443.8	8,194	492	313
Oklahoma															
23rd St. Readiness Center	C	Army Guard	Oklahoma City	2	81,667			6	6	12.4	531	11	2		
Ardmore Readiness Center		Army Guard	Ardmore	3	33,215			8	8	5.7	203	1	0		
Enid Readiness Center	C	Army Guard	Enid	1	43,173			6	6	7.0	229	7	1		
Lexington AASF No 1		Army Guard	Lexington	11	75,367			308	308	33.8	141	5	9		
Norman CSMS	R	Army Guard	Norman	1	96,560			101	101	16.1	0	58	1		
Oklahoma Military Department		Army Guard	Oklahoma City	11	192,599			58	58	29.1	467	263	68		
Pryor Readiness Center	C	Army Guard	Pryor	17	130,927			617	617	21.2	39	0	129		
Sand Springs AFRC		Army Guard	Sand Springs	3	121,680			15	15	20.9	832	11	5		
Tulsa AASF No 2		Army Guard	Tulsa	3	52,030			33	33	28.5					
Tulsa Mingo Valley Readiness Center		Army Guard	Tulsa	2	35,935			7	7	5.1	152	10	7		
OTHER SITE(S)² : 90				123	1,268,943			387	396	223.3	4,508	83	14		
Oklahoma Total:				177	2,132,096	0	0	0	0	1,546	1,555	403.1	7,102	449	236
Oregon															
Anderson Readiness Center		Army Guard	Salem	5	121,474			14	14	26.6	282	4	112		
Biak Training Center		Army Guard	Redmond	13	24,752			111	31,427	16.6					
Bill Healey Armory		Army Guard	Bend	3	40,557			6	6	8.3	60	0	3		

² All Locations that do not meet criteria of at least five (5) Acres AND at least \$5M PRV.

State/Territories Army National Guard Base Structure Report - As of 30 Sept 05

SITE	BRAC 2005	COMPONENT	NAME NEAREST CITY	BUILDINGS						ACRES OWNED	TOTAL ACRES	PRV (\$M)	MIL	CIV	OTHER
				STATE OWNED		STATE LEASED		LICENSE / PERMIT							
				COUNT	SQFT	COUNT	SQFT	COUNT	SQFT						
Camp Withycombe Clackamas	R	Army Guard	Clackamas	54	383,807					234	234	66.5	464	115	152
Central Oregon Readiness Ctr		Army Guard	Prineville	2	30,075					39	39	5.7	66	0	0
JFHQ Owen Summers Bldg		Army Guard	Salem	1	85,682					14	14	17.0	381	161	85
Kliever Mem Armory		Army Guard	Portland	9	96,446					14	14	17.8	359	17	1
Lagrande Armory		Army Guard	Lagrande	1	42,352					7	7	8.3	247	0	4
Lagrande FMS		Army Guard	Lagrande	4	14,247					40	47	5.7	0	8	0
Maison Armory	C	Army Guard	Tigard	8	41,730					7	7	8.2	294	6	1
McNary Field Salem AASF		Army Guard	Salem	7	85,052					19	78	56.4	218	36	11
Medford Armory FMS		Army Guard	Medford	4	48,001					8	8	8.9	225	7	4
MTA Camp Rilea		Army Guard	Warrenton	117	440,171					1,886	281,731	119.8	130	24	141
Pendleton AASF		Army Guard	Pendleton	4	48,439						10	18.6	0	0	7
Pendleton Armory		Army Guard	Pendleton	2	33,598						14	6.7	212	0	1
Salem Armory		Army Guard	Salem	6	58,367					7	7	10.5	335	0	7
Salem FMS		Army Guard	Salem	8	31,245					7	7	7.1	0	13	0
OTHER SITE(S)² : 34				103	749,974					6,903	6,919	138.6	3,255	10	119
Oregon Total:				351	2,375,969	0	0	0	0	9,316	320,583	547.1	6,528	401	648

Pennsylvania

Altoona		Army Guard	Altoona	5	39,000					10	10	7.3	350	3	0
Beaver Falls		Army Guard	Beaver Falls	2	30,627					10	10	6.0	304	2	0
Butler		Army Guard	Butler	2	37,595					10	10	7.1	335	3	0
Clearfield		Army Guard	Clearfield	3	52,960					27	27	10.8	175	3	0
Fort Indiantown Gap		Army Guard	Annville	5	99,252					158	17,380	832.1			
Harrisburg		Army Guard	Harrisburg	13	131,897					32	32	21.3	760	26	0
Indiana		Army Guard	Indiana	1	26,365					14	14	5.3			
Johnstown Airport		Army Guard	Johnstown	4	71,950					8	8	13.0	623	18	0
Johnstown FMS#33		Army Guard	Johnstown	1	23,558					10	10	5.1			
Johnstown Walters		Army Guard	Johnstown	4	39,181					15	15	7.0	486	10	0
Latrobe/Torrance		Army Guard	Latrobe	2	41,209					14	14	8.0	186	0	0
Lewisburg	C	Army Guard	Lewisburg	4	35,216					13	13	7.2	309	2	0
Lewistown		Army Guard	Lewistown	4	25,742					23	23	5.2	93	9	0
Lock Haven		Army Guard	Lock Haven	5	42,027					49	49	8.5	364	19	0
Mansfield/Wellsboro		Army Guard	Wellsboro	1	25,499					12	12	23.7			
Mt Pleasant		Army Guard	Mt Pleasant	2	38,095					11	11	7.6	305	0	0
New Milford		Army Guard	New Milford	1	25,614					19	19	5.0			
Philadelphia Southampton		Army Guard	Philadelphia	5	150,045					11	11	30.9	987	10	0
Phoenixville		Army Guard	Phoenixville	6	30,203					11	11	5.7	117	7	0
Pittsburgh Crane Armory		Army Guard	Pittsburgh	3	32,559					10	10	5.5	376	38	0
Plymouth Meeting		Army Guard	Plymouth Meetin	4	51,415					20	20	8.9	159	5	0
Punxsutawney		Army Guard	Punxsutawney	5	33,223					19	19	5.4	127	0	0

² All Locations that do not meet criteria of at least five (5) Acres AND at least \$5M PRV.

State/Territories Army National Guard Base Structure Report - As of 30 Sept 05

SITE	BRAC 2005	COMPONENT	NAME NEAREST CITY	BUILDINGS						ACRES OWNED	TOTAL ACRES	PRV (\$M)	MIL	CIV	OTHER
				STATE OWNED		STATE LEASED		LICENSE / PERMIT							
				COUNT	SQFT	COUNT	SQFT	COUNT	SQFT						
Scranton/Taylor NE Reg Mnt Ctr		Army Guard	Scranton	3	27,467					10	10	6.3	0	13	0
Spring City Readiness Center		Army Guard	Spring City	2	34,470					57	57	6.8	229	3	0
Washington		Army Guard	Washington	1	45,774					11	11	8.6	181	57	0
Wilkes Barre/ Kingston		Army Guard	Wilkes-Barre	5	102,666					13	13	19.3	411	8	0
Williamsport	C	Army Guard	Williamsport	5	44,502					16	16	8.9	198	7	0
OTHER SITE(S)² : 78				164	1,490,768					474	637	276.4	7,385	85	0
Pennsylvania Total:				262	2,828,879	0	0	0	0	1,087	18,472	1,363.0	14,460	328	0
<u>Puerto Rico</u>															
Arecibo Readiness Center		Army Guard	Arecibo	2	25,237					7	7	6.3	182	1	0
Army Aviation Support Facility		Army Guard	San Juan	5	55,526					14	14	35.0			
Gurabo Readiness Center		Army Guard	Gurabo	4	26,002					13	13	6.5	324	1	0
Hangar 21 Readiness Center		Army Guard	San Juan	2	77,912					23	23	19.1	467	8	0
Hato Rey Readiness Center		Army Guard	Hato Rey	8	56,429					11	11	14.6	1,074	84	0
Juana Diaz Readiness Center		Army Guard	P.O. Box 1412	1	22,745					19	19	5.7			
Mayaguez Readiness Center	C	Army Guard	Mayaguez	3	36,621					6	6	8.8	277	4	0
Vega Baja Readiness Center		Army Guard	Vega Baja	5	56,137					15	15	13.9	159	1	0
OTHER SITE(S)² : 21				35	355,189					98	98	92.8	3,868	242	120
Puerto Rico Total:				65	711,798	0	0	0	0	206	206	202.5	6,351	341	120
<u>Rhode Island</u>															
CSMS Smithfield		Army Guard	Smithfield	6	23,418					13	13	5.2	18	35	0
NG Warwick		Army Guard	Warwick							4	4	12.0			
TS Camp Varnum		Army Guard	Narragansett	31	45,589					34	34	11.3	53	2	0
OTHER SITE(S)² : 13				22	432,090					20	20	94.9	1,206	177	121
Rhode Island Total:				59	501,097	0	0	0	0	71	71	123.4	1,277	214	121
<u>South Carolina</u>															
Anderson Armory and OMS 1		Army Guard	Anderson	17	35,398						10	5.6	349	17	2
Beaufort Readiness Center		Army Guard	Beaufort					3	33,165	17	17	7.9			
Cheraw Armory		Army Guard	Cheraw	2	15,313					18	18	8.3	27	0	0
Columbia Armory		Army Guard	Columbia	24	242,278					25	25	29.2	716	200	11
Edgefield Armory & OMS 6		Army Guard	Edgefield	16	40,877					10	10	5.6	158	17	1
Fountain Inn Armory		Army Guard	Fountain Inn	12	49,330					38	38	7.3	135	0	0
Greenville Armory & OMS 2		Army Guard	Greenville	16	38,228					8	8	5.7	103	15	0
Greenwood Armory & OMS 4		Army Guard	Greenwood	13	34,262					11	11	5.1	94	11	0
Greer Armory & OMS 3		Army Guard	Greer	13	45,762					10	10	7.1	93	5	0
Hodges Armory		Army Guard	Hodges	6	37,814					48	48	5.9	181	2	0
McEntire ANGS		Army Guard	Eastover							208	208	98.6	1,059	236	78

² All Locations that do not meet criteria of at least five (5) Acres AND at least \$5M PRV.

**State/Territories Army National Guard
Base Structure Report - As of 30 Sept 05**

SITE	BRAC 2005	COMPONENT	NAME NEAREST CITY	BUILDINGS						ACRES OWNED	TOTAL ACRES	PRV (\$M)	MIL	CIV	OTHER
				STATE OWNED		STATE LEASED		LICENSE / PERMIT							
				COUNT	SQFT	COUNT	SQFT	COUNT	SQFT						
Mullins Armory & OMS 15		Army Guard	Mullins	12	42,300					10	10	7.2	319	9	0
Newberry Armory		Army Guard	Newberry	10	47,696					11	11	7.1	207	1	0
North Charleston Armory		Army Guard	North Charleston	8	41,757					15	15	6.7	218	3	2
Orangeburg Armory		Army Guard	Orangeburg	4	39,871					11	11	5.5	269	0	0
Pine Ridge Armory		Army Guard	Pine Ridge	3	46,682					48	48	7.5	53	0	50
Union Armory and OMS 8		Army Guard	Union	11	31,230					10	10	5.4	195	10	0
Varnville Armory and OMS 14		Army Guard	Varnville	17	51,396					15	15	7.5	138	22	0
OTHER SITE(S)² : 63				286	1,234,545					413	437	221.4	5,643	61	103
South Carolina Total:				470	2,074,739	0	0	3	33,165	926	960	454.6	9,957	609	247
South Dakota															
Aberdeen AFRC		Army Guard	Aberdeen	2	30,364					2	42	5.5	209	3	1
Brookings Armory/OMS#8		Army Guard	Brookings	2	29,600						10	6.8	162	11	1
Camp Rapid		Army Guard	Rapid City	101	316,262					84	84	62.4	420	128	77
Ft Meade		Army Guard	Ft Meade								785	25.9	76	3	2
Mitchell TS		Army Guard	Mitchell	5	151,766						110	28.0	261	46	1
Range Road Armory		Army Guard	Rapid City	2	31,851					16	16	5.8	205	3	0
Rapid City AASF/Armory		Army Guard	Rapid City	6	107,388						30	88.9	141	32	1
Rapid City CSMS		Army Guard	Rapid City	2	30,514						20	5.5	0	16	0
Sioux Falls - Armory Foss Fld		Army Guard	Sioux Falls					4	154,961	10	10	29.3	429	2	11
Sioux Falls UTES		Army Guard	Sioux Falls	5	56,846					156	456	7.7	0	17	0
Webster		Army Guard	Webster	3	37,033					999	1,005	6.3	81	8	0
OTHER SITE(S)² : 50				53	544,123					6,720	7,194	94.3	1,717	28	11
South Dakota Total:				181	1,335,747	0	0	4	154,961	7,987	9,762	366.4	3,701	297	105
Tennessee															
Athens		Army Guard	Athens	5	39,096					7	7	5.9	278	17	1
Bolivar		Army Guard	Bolivar	2	49,985					182	182	7.5	59	0	0
Chattanooga		Army Guard	Chattanooga	7	70,760					16	16	10.2	458	13	10
Columbia		Army Guard	Columbia	3	38,234					18	18	5.9	232	7	0
Cookeville		Army Guard	Cookeville	5	32,783					12	12	5.5	196	16	2
Henderson		Army Guard	Henderson	5	55,210					14	14	8.9	122	6	0
Humboldt		Army Guard	Humboldt	3	36,714					22	22	5.9			
Jackson		Army Guard	Jackson	3	63,948					22	22	9.5	186	15	22
Jackson Airport Armory		Army Guard	Jackson	5	35,593					60	60	6.4	206	50	0
Johnson City Gray		Army Guard	Johnson City	8	128,623					107	107	18.0	365	16	10
Kingsport	C	Army Guard	Kingsport	8	99,705					14	14	14.2	201	16	6
Knoxville Concord St		Army Guard	Knoxville	16	120,486					17	17	16.9	341	26	0
Knoxville Sutherland		Army Guard	Knoxville	8	71,732					7	7	9.3	143	25	12

² All Locations that do not meet criteria of at least five (5) Acres AND at least \$5M PRV.

**State/Territories Army National Guard
Base Structure Report - As of 30 Sept 05**

SITE	BRAC 2005	COMPONENT	NAME NEAREST CITY	BUILDINGS						ACRES OWNED	TOTAL ACRES	PRV (\$M)	MIL	CIV	OTHER
				STATE OWNED		STATE LEASED		LICENSE / PERMIT							
				COUNT	SQFT	COUNT	SQFT	COUNT	SQFT						
Memphis		Army Guard	Memphis	2	51,151					30	30	8.8	393	10	1
Nashville		Army Guard	Nashville	31	315,028					86	86	39.4	745	294	200
Trenton		Army Guard	Trenton	3	37,102					20	20	6.3	209	2	0
Union City		Army Guard	Union City	4	39,970					14	14	5.4	160	0	1
VTS Symrna		Army Guard	Smyrna	7	76,262					848	848	129.0			
VTS Tullahoma		Army Guard	Tullahoma							6,700	6,700	30.7	0	0	7
OTHER SITE(S)² : 78				158	1,634,731			1	18,671	968	1,291	260.9	6,361	126	36
Tennessee Total:				283	2,997,113	0	0	1	18,671	9,164	9,487	604.9	10,655	639	308
Texas															
Austin - 51st Street	C	Army Guard	Austin	7	131,136					33	33	21.2	590	25	0
Bergstrom - (Abia)		Army Guard	Austin	15	190,763						57	36.4	507	62	0
Bryan		Army Guard	Bryan	5	35,980					14	14	5.5	309	4	0
Camp Bowie (State)		Army Guard	Brownwood	27	133,273					4,895	4,895	51.4	255	10	6
Camp Mabry		Army Guard	Austin	77	967,894					376	376	134.6	1,949	445	238
Camp Maxey		Army Guard	Powderly	25	81,578					6,424	6,424	49.0	0	8	2
Dallas - California Crossing	C	Army Guard	Dallas	6	63,624					9	9	9.1	516	7	0
Dallas - Red Bird		Army Guard	Dallas	6	65,726					10	10	9.2	344	6	0
El Paso	C	Army Guard	El Paso	6	62,972					20	20	8.6	664	14	4
Ellington Field	C	Army Guard	Houston							15	15	14.1	434	77	66
Fort Worth - Cobb Park		Army Guard	Fort Worth	5	37,727					12	12	5.4	271	0	0
Fort Worth - Shoreview		Army Guard	Fort Worth	13	72,594					83	83	9.7	278	10	0
Grand Prairie (DNAS)		Army Guard	Grand Prairie	14	122,783					39	39	21.7	379	7	2
Lubbock		Army Guard	Lubbock	6	140,226					25	25	20.4	225	9	4
Martindale - AASF		Army Guard	San Antonio	14	101,627					219	219	17.9	389	7	0
Weslaco		Army Guard	Weslaco	2	85,231					20	20	12.2	439	8	0
Wylie		Army Guard	Wylie	3	54,174					11	11	7.8	170	6	0
OTHER SITE(S)² : 83				160	1,328,425					5,563	5,563	187.1	7,293	222	182
Texas Total:				391	3,675,733	0	0	0	0	17,768	17,825	621.4	15,012	927	504
Utah															
Draper Complex		Army Guard	Draper	9	322,636					41	41	57.0	895	288	343
E.J. Garn Aviation Complex		Army Guard	West Jordan	9	214,142						40	44.9	668	108	0
MTA-L Camp Williams		Army Guard	Riverton	253	660,376					20,904	20,904	191.4			
Ogden Armory/FMS 1		Army Guard	Ogden	4	39,594					15	15	14.0	311	3	0
Orem Armory		Army Guard	Orem	2	74,284					6	6	15.1	135	2	0
Utah County South Armory/FMS 9		Army Guard	Spanish Fork	9	75,354					20	20	21.4	285	14	0
OTHER SITE(S)² : 26				54	381,093					130	150	82.9	1,063	36	0

² All Locations that do not meet criteria of at least five (5) Acres AND at least \$5M PRV.

**State/Territories Army National Guard
Base Structure Report - As of 30 Sept 05**

SITE	BRAC 2005	COMPONENT	NAME NEAREST CITY	BUILDINGS						ACRES OWNED	TOTAL ACRES	PRV (\$M)	MIL	CIV	OTHER
				STATE OWNED		STATE LEASED		LICENSE / PERMIT							
				COUNT	SQFT	COUNT	SQFT	COUNT	SQFT						
Utah Total:				340	1,767,479	0	0	0	0	21,116	21,176	426.7	3,357	451	343
<u>Vermont</u>															
Campbell Armory		Army Guard	Berlin	2	34,794					8	8	5.9	137	1	0
TS Camp Johnson		Army Guard	Colchester	41	182,092					64	64	30.6	3	132	42
Westminster Training Site		Army Guard	Westminster	6	45,768					33	33	6.1	170	6	0
OTHER SITE(S)² : 20				49	336,416					1,490	1,490	54.7	1,888	18	0
Vermont Total:				98	599,070	0	0	0	0	1,595	1,595	97.3	2,198	157	42
<u>Virgin Islands</u>															
Bethlehem Military Compound		Army Guard	St. Croix	11	143,099						69	28.1	85	0	0
Est. Nazareth Mil Compound		Army Guard	St. Thomas	5	48,259					18	18	9.2	275	0	0
Sprat Hall Installation		Army Guard	F'sted, St. Croix	2	27,410					12	12	8.3			
OTHER SITE(S)² : 6				8	23,757					67	67	10.0	556	147	0
Virgin Islands Total:				26	242,525	0	0	0	0	97	166	55.6	916	147	0
<u>Virginia</u>															
Blackstone		Army Guard	Blackstone	3	31,710					7	7	5.4	223	0	0
Camp Pendleton SMR		Army Guard	Virginia Beach	117	354,733					348	348	61.4			
Cedar Bluff		Army Guard	Cedar Bluff	3	29,419					10	10	5.1	306	0	0
Danville		Army Guard	Danville	2	35,512					15	15	6.4	0	5	0
Emporia		Army Guard	Emporia	2	22,177						8	5.0	114	0	0
Fredericksburg		Army Guard	Fredericksburg	1	36,431					7	7	9.1	804	8	0
Norfolk		Army Guard	Norfolk	2	45,046					19	19	8.7	94	5	0
Powhatan		Army Guard	Powhatan	1	30,113					10	10	5.6	123	0	0
Richmond Dove Street		Army Guard	Richmond	3	60,940					19	19	10.3	367	3	0
Waller Depot		Army Guard	Richmond	7	67,270					6	6	7.0			
OTHER SITE(S)² : 35				41	543,360					203	209	109.0	4,684	52	0
Virginia Total:				182	1,256,711	0	0	0	0	644	658	232.9	6,715	73	0
<u>Washington</u>															
Bremerton		Army Guard	Bremerton	3	61,819					81	81	11.7	82	0	0
Buckley		Army Guard	Buckley	1	27,092					10	10	5.2	77	0	0
Camp Murray		Army Guard	Tacoma	49	340,447					228	231	99.4			
Centralia		Army Guard	Centralia	3	34,663					8	8	6.4	84	6	6
Geiger Fld - Spokane	C	Army Guard	Spokane	7	116,458					36	36	39.3	573	67	9
Montesano		Army Guard	Montesano	3	30,898					14	14	6.1	68	0	0
Moses Lake		Army Guard	Moses Lake	1	30,395					10	10	5.9	0	0	21
Port Orchard		Army Guard	Port Orchard	3	25,805					9	9	5.0	111	0	0

² All Locations that do not meet criteria of at least five (5) Acres AND at least \$5M PRV.

**State/Territories Army National Guard
Base Structure Report - As of 30 Sept 05**

SITE	BRAC 2005	COMPONENT	NAME NEAREST CITY	BUILDINGS						ACRES OWNED	TOTAL ACRES	PRV (\$M)	MIL	CIV	OTHER
				STATE OWNED		STATE LEASED		LICENSE / PERMIT							
				COUNT	SQFT	COUNT	SQFT	COUNT	SQFT						
Seattle - Pier 91		Army Guard	Seattle	8	112,345					25	25	20.3	1,518	16	0
Yakima Airport		Army Guard	Yakima	2	66,038					10	10	24.5			
OTHER SITE(S)² : 25				64	596,880			1	32,984	91	91	126.5	977	66	11
Washington Total:				144	1,442,840	0	0	1	32,984	522	525	350.4	3,490	155	47
<u>West Virginia</u>															
Beckley		Army Guard	Beckley	4	32,870					16	16	14.7	0	5	1
Bluefield		Army Guard	Bluefield	4	28,665					28	28	5.9	0	1	1
Buckhannon		Army Guard	Buckhannon	9	63,736					19	19	11.3	58	58	0
Charleston		Army Guard	Charleston	9	92,745					29	29	15.2	410	163	51
CTC Camp Dawson-Kingwood		Army Guard	Kingwood	76	434,560					4,843	6,977	93.4			
Eleanor		Army Guard	Red House	1	117,717					47	47	36.1			
Fairmont	C	Army Guard	Fairmont	1	29,199					9	9	5.6	102	0	1
Gassaway		Army Guard	Gassaway	1	15,985					6	6	5.7	0	0	1
Glen Jean AFRC Complex		Army Guard	Glen Jean	5	138,245					35	35	22.3	316	4	1
Moundsville		Army Guard	Moundsville	2	26,609					6	6	6.4	149	0	0
Parkersburg		Army Guard	Parkersburg	2	33,629					9	9	11.4	203	7	0
Parkersburg - AASF #1		Army Guard	Parkersburg	4	72,270					103	103	16.3			
Point Pleasant		Army Guard	Point Pleasant	5	59,528					16	16	13.6	0	5	0
St Albans		Army Guard	St Albans	1	39,254					13	13	6.2	51	16	1
OTHER SITE(S)² : 25				31	497,211					197	197	112.6	2,054	17	20
West Virginia Total:				155	1,682,223	0	0	0	0	5,376	7,510	376.7	3,343	276	77
<u>Wisconsin</u>															
Appleton		Army Guard	Appleton	3	43,869					13	13	6.5	192	1	1
Beloit		Army Guard	Beloit	1	32,369					13	13	6.5	131	0	1
Camp Williams Tomah MTA		Army Guard	Tomah	49	472,232					48	48	77.6	105	119	14
Chippewa Falls		Army Guard	Chippewa Falls	2	38,621					14	14	6.6	131	3	0
Eau Claire		Army Guard	Eau Claire	1	27,399					8	8	5.2	202	4	1
Kenosha OMS 6		Army Guard	Kenosha	3	47,907					14	14	8.3	106	6	1
Madison AASF 2		Army Guard	Madison	1	37,663						7	12.4			
Madison Aviation Armory		Army Guard	Madison	1	37,392						7	7.4	249	41	1
Madison Hangars		Army Guard	Madison	1	46,000						20	11.9			
Madison OMS 9	R	Army Guard	Madison	3	79,591					14	14	15.4	310	8	1
Madison TAGO/STARC	C	Army Guard	Madison	1	162,926						16	30.4	473	94	104
Marshfield		Army Guard	Marshfield	2	46,496					10	10	7.7	67	0	0
Milwaukee OMS 3		Army Guard	Milwaukee	6	106,912					10	10	17.7	529	12	2
Onalaska		Army Guard	Onalaska	3	42,476					15	15	7.8	327	0	1
Oshkosh & FMS		Army Guard	Oshkosh	2	41,248					35	35	9.7	171	0	0

² All Locations that do not meet criteria of at least five (5) Acres AND at least \$5M PRV.

**State/Territories Army National Guard
Base Structure Report - As of 30 Sept 05**

SITE	BRAC 2005	COMPONENT	NAME NEAREST CITY	BUILDINGS						ACRES OWNED	TOTAL ACRES	PRV (\$M)	MIL	CIV	OTHER
				STATE OWNED		STATE LEASED		LICENSE / PERMIT							
				COUNT	SQFT	COUNT	SQFT	COUNT	SQFT						
Superior		Army Guard	Superior	4	44,365					7	7	6.3	113	0	1
Sussex OMS 5		Army Guard	Sussex	3	51,263					15	15	8.9	146	7	1
West Bend AASF 1 & Armory		Army Guard	West Bend	3	103,644					40	40	31.0	188	16	2
Whitewater OMS 8		Army Guard	Whitewater	3	46,713					10	10	8.0	101	7	0
OTHER SITE(S)² : 61				123	1,137,287					529	3,657	201.2	4,239	75	21
Wisconsin Total:				215	2,646,373	0	0	0	0	795	3,973	486.6	7,780	393	152
Wyoming															
Casper		Army Guard	Casper	4	34,531					33	33	5.8	94	0	1
Cheyenne	C	Army Guard	Cheyenne	5	103,114					29	29	16.7	385	111	60
Cheyenne Municipal Airport		Army Guard	Cheyenne	2	47,309					34	34	12.7			
Laramie		Army Guard	Laramie	2	35,773					11	11	6.0	188	13	0
MTCH Camp Guernsey		Army Guard	Guernsey	129	475,810					33,752	33,752	200.4	160	20	31
Sheridan		Army Guard	Sheridan	4	29,671					9	9	5.2			
OTHER SITE(S)² : 12				23	252,365					93	93	43.5	558	47	10
Wyoming Total:				169	978,573	0	0	0	0	33,961	33,961	290.2	1,385	191	102
US/US Territories Total:				14,788	104,123,792			33	512,600	1,631,791	2,042,109	24,352.1	333,698	20,619	12,370

² All Locations that do not meet criteria of at least five (5) Acres AND at least \$5M PRV.