



# DEPARTMENT OF DEFENSE BASE STRUCTURE REPORT FISCAL YEAR 2012 BASELINE (A Summary of DoD's Real Property Inventory)



OFFICE OF THE DEPUTY UNDER SECRETARY OF DEFENSE  
(INSTALLATIONS & ENVIRONMENT)



**Department of Defense  
Base Structure Report  
FY 2012 Baseline**

<b>I.</b>	<b>Introduction .....</b>	<b>DoD-2</b>
<b>II.</b>	<b>Content and Organization.....</b>	<b>DoD-2</b>
<b>III.</b>	<b>Data Sources, Display Criteria and Definitions .....</b>	<b>DoD-3</b>
<b>IV.</b>	<b>Portfolio Summary.....</b>	<b>DoD-7</b>
	<b>Buildings Portfolio .....</b>	<b>DoD-10</b>
	<b>Structures Portfolio .....</b>	<b>DoD-14</b>
	<b>Linear Structures Portfolio .....</b>	<b>DoD-17</b>
	<b>Land Portfolio .....</b>	<b>DoD-19</b>
	<b>State Army National Guard Portfolio.....</b>	<b>DoD-20</b>
	<b>Site Size Summaries.....</b>	<b>DoD-23</b>
<b>V.</b>	<b>Total DoD Inventory .....</b>	<b>DoD-35</b>
<b>VI.</b>	<b>Individual Service Inventories .....</b>	<b>DoD-96</b>
	<b>Army .....</b>	<b>ARMY-1</b>
	<b>Navy .....</b>	<b>NAVY-1</b>
	<b>Air Force.....</b>	<b>AIR FORCE-1</b>
	<b>Marine Corps.....</b>	<b>USMC-1</b>
	<b>Washington Headquarters Services.....</b>	<b>WHS-1</b>
<b>VII.</b>	<b>State/Territories Army National Guard Inventory.....</b>	<b>STATE-1</b>
<b>VIII.</b>	<b>Acronyms .....</b>	<b>APPENDIX-A</b>

**Cover:** The Defense Installation Spatial Data Infrastructure (DISDI) map that can be found at url:  
<http://www.acq.osd.mil/ie/bei/disdi.shtml>

# Department of Defense Base Structure Report FY 2012 Baseline

## I. Introduction

Representing a consolidated summary of the Military Departments' annual real property inventory (RPI) data, the Base Structure Report (BSR) – FY 2012 Baseline is a snapshot of data that is collected at the end of each fiscal year. The data shown is as of September 30, 2011, and serves as the baseline for the start of the next fiscal year. All of the data in the BSR is based on the native real property databases maintained by each of the Military Departments and Washington Headquarters Service (WHS). This summary includes statistics for assets and sites in which the Department of Defense (DoD) has a legal interest, both within the United States and throughout the world. The DoD manages a global real property portfolio that consists of more than 555,000 facilities (buildings, structures, and linear structures), located on over 5,000 sites worldwide and covering over 28 million acres. While the BSR is not intended to answer every single question about the vast portfolio of real property maintained by the DoD, it will provide the reader with some general information about the DoD's real property infrastructure.

The Military Departments' annual reporting of real property assets (facilities and land) to the Secretary of Defense is in accordance with DoD Instruction 4165.14, "Real Property Inventory and Forecasting", to support the requirements of title 10, U.S. Code, section 2721, "Real Property Records." Each year DoD uses this same source data to submit real property data at the constructed asset level to the General Services Administration (GSA) for the Federal Real Property Profile (FRPP), as required by Executive Order 13327, "Federal Real Property Asset Management".

## II. Content and Organization

The BSR – FY 2012 Baseline provides a comprehensive listing of all sites owned or managed by DoD (inclusion criteria provided in Section III of this report). For the purpose of this inventory reporting, a site is defined as a specific geographic location containing real property assets. Each site is then assigned a Real Property Site Unique Identifier (RPSUID), along with a name specific to that location. Sites are usually assigned to military installations even though they may be physically separated in location.

This report does not replicate all the details included in the source databases, but provides a summary view of DoD sites using those common elements that should answer most questions. The portfolio summary provides an overview of the size of the DoD inventory, followed by the summary information, first arrayed alphabetically by State for all of DoD, then repeated in sections dedicated to each Service. The last section provides summary details on sites managed by the States as part of the Army National Guard. Other Reserve Component sites are reported as part of their respective Military Department.

# Department of Defense Base Structure Report FY 2012 Baseline

Beyond the initial narrative and data element explanations provided in the first three sections of this report, the remainder of the report is organized as follows:

- Section IV – Portfolio summary of DoD assets and Army State National Guard assets
- Section V – Summary of DoD sites by size, location and state
- Section VI – Summary statistics for sites by Military Department and WHS
- Section VII – Summary statistics for sites in the Army National Guard portfolio that are managed by the States and Territories

Before moving on to the tabular data, it is important to understand these parameters:

- **Timeliness.** The physical base structure is dynamic and will naturally change throughout the year (new construction, demolitions, etc.). Since the BSR is intended to be an annual “snapshot” of the DoD’s physical plant, the data is captured at the end of the fiscal year for this report on September 30, 2011. Sites and assets will continue to be listed in the BSR until they are legally removed from the inventory, even though they may be in various stages of activity, including unused or awaiting disposal. The legalities involved in actually transferring deeded property may result in an asset’s legal property record remaining in the individual Military Service inventories long after the actual decision has been made to transfer that asset to another organization or to demolish it.

- **Personnel Data.** Personnel data is included in this report **ONLY** as a means of showing relative magnitude and should not be construed as validated Military Department Manpower Data. Personnel data was collected from multiple sources, including inputs from the individual Military Services personnel databases. Since personnel totals reflected in this report attempt to show all personnel assigned to individual sites or locations regardless of Military Service affiliation, these personnel totals should not be misconstrued or viewed as representing Military Service total strength. Detailed personnel questions should be addressed to the appropriate Military Service manpower or personnel offices.

### III. Data Sources, Display Criteria and Definitions

This inventory data is extracted directly from the Military Departments’ authoritative real property inventories as submitted to the Office of the Secretary of Defense (OSD) for consolidation in the Real Property Assets Database (RPAD). These native databases are: **Army** - Headquarters Installation Information System (HQIIS), **Navy and Marine Corps** – internet Navy Facilities Assets Data Store (iNFADS), and **Air Force** - Automated Civil Engineer System - Real Property (ACES-RP). **WHS** provided their real property inventory from their internal database.

**Department of Defense  
Base Structure Report  
FY 2012 Baseline**

- **Display Criteria:** To qualify for individual entry in the BSR, a DoD site located in the United States must be larger than 10 acres **AND** have a Plant Replacement Value (PRV) greater than \$10 million. If the site is located in a foreign country, it must be larger than 10 acres **OR** have a PRV greater than \$10 million to be shown as a separate entry. Sites that do not meet these criteria are aggregated as an “Other” location within each state or country. Since Army National Guard State sites tend to be smaller, the criteria were adjusted so that sites larger than five acres **AND** have a PRV greater than \$5 million are shown. Army National Guard sites not meeting this criteria are aggregated as “Other” for each state.

– **Site:** Physical (geographic) location that is or was owned by, leased to, or otherwise possessed by a DoD Component. Each site is assigned to a single installation. A site may exist in one of three forms: *land only* - where no facilities are present; *facility or facilities only* - where there the underlying land is neither owned nor controlled by the government, and *land with facilities* – where both are present.

– **Component:** Designates the primary DoD Component for the owner/reporter of a site, either Active, Guard, or Reserve.

– **Name Nearest City:** Identifies the name of the city where the real property assets are located or name of the city nearest the assets.

– **Building:** A roofed and floored facility enclosed by exterior walls and consisting of one or more levels that is suitable for single or multiple functions.

– **Structure:** A facility other than a building or linear structure constructed on or in the land (e.g., tower, storage tank, wharf, pier).

– **Linear Structure:** A facility whose function requires that it traverse land (e.g., runway, road, rail line, pipeline, fence, pavement, electrical distribution line) and is reported by a linear unit of measure.

– **Buildings Owned Count:** Number of buildings owned by the Federal Government.

– **Buildings Owned Square Feet (SqFt):** Square footage for buildings owned by the Federal Government.

– **Buildings State Owned Count:** Number of buildings owned by a specific State or Territory.

**Department of Defense  
Base Structure Report  
FY 2012 Baseline**

- **Buildings State Owned Square Feet (SqFt):** Square footage for buildings owned by a specific State or Territory.
- **Buildings Leased Count:** Identifies the number of leased buildings.
- **Buildings Leased Square Feet (SqFt):** Reflects the total square footage for leased buildings.
- **Buildings Other Count:** Number of Federal buildings where the legal interest is other than owned or leased.
- **Buildings Other Square Feet (SqFt):** Square footage for Federal buildings where the legal interest is other than owned or leased.
- **Acres Owned:** Identifies the total number of acres owned by the Federal Government.
- **State Owned Acres:** Identifies the total number of acres at sites owned by the State.
- **Total Acres:** Identifies the total number of acres at the site. Includes government owned land, public land, public land withdrawn for military use, licensed and permitted land and acreage of foreign land used by DoD.

**NOTE ON PERSONNEL DATA: This information is provided ONLY to show a level of magnitude when comparing sites. Data does not necessarily reflect accurate Military Personnel strengths. Detailed personnel questions should be addressed to the appropriate Military Service manpower or personnel offices.**

- **MIL:** Identifies the military personnel identified as working at the site to include Active, Guard, and Reserve personnel, regardless of Military Service affiliation.
- **CIV:** Identifies the DoD civilian personnel identified as working at the site, regardless of Military Service affiliation.
- **OTHER:** Identifies other non-military personnel identified as working at the site (e.g., Non-Appropriated Funds (NAF), direct and indirect foreign nationals, contractor personnel).
- **PRV (\$M):** Indicates the total Plant Replacement Value (PRV) for all facilities (buildings, structures, and linear structures). This value represents the calculated cost to replace the current physical plant (facilities and supporting infrastructure) using today's construction costs (labor and materials) and standards (methodologies and codes).

**Department of Defense  
Base Structure Report  
FY 2012 Baseline**

The standard DoD formula for calculating PRV is:

$$\text{Plant Replacement Value} = \text{Facility Quantity}^1 \times \text{Construction Cost Factor}^2 \times \text{Area Cost Factor}^3 \times \text{Historical Records Adjustment}^4 \times \text{Planning and Design Factor}^5 \times \text{Supervision Inspection and Overhead Factor}^6 \times \text{Contingency Factor}^7$$

---

<sup>1</sup> Quantity of assets from the real property inventory database.

<sup>2</sup> Construction cost as published in the DoD Cost Factor Handbook

<sup>3</sup> A geographic location adjustment for costs of labor, material, and equipment.

<sup>4</sup> An adjustment to account for increased costs for replacement of historical facilities or for construction in a historic district; the current value of the factor is 1.05.

<sup>5</sup> A factor to account for the planning and design of a facility; the current value of this factor is 1.09 for all but medical facilities and 1.13 for medical facilities.

<sup>6</sup> A factor to account for the supervision, inspection, and overhead activities associated with the management of a construction project; the current value of the factor is 1.06 for facilities in the continental US (CONUS) and 1.065 for facilities outside of the continental US (OCONUS).

<sup>7</sup> A factor to account for construction contingencies; the current value of the factor is 1.05.

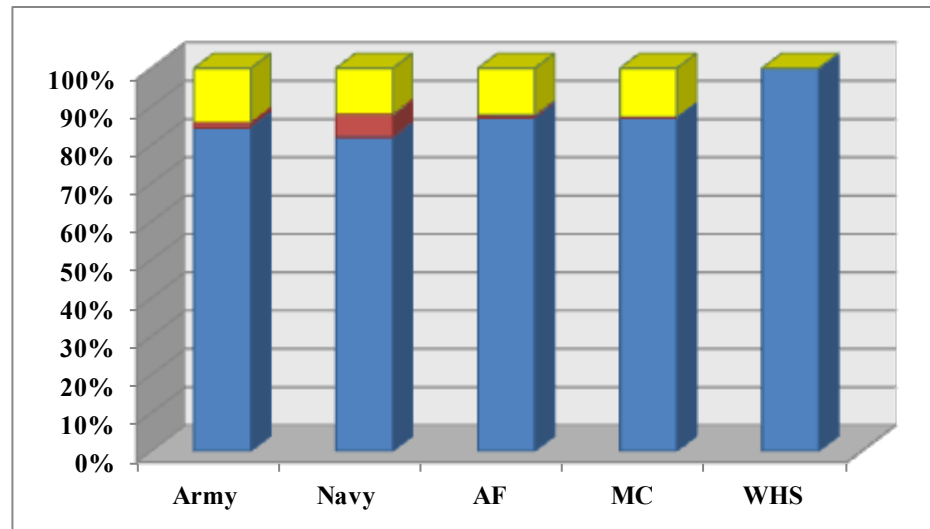


## Department of Defense Base Structure Report FY 2012 Baseline

### IV. Portfolio Summary

The DoD manages a worldwide real property portfolio that spans all 50 states, seven U.S. territories, and 40 foreign countries. The majority of the foreign sites are located in Germany (232 sites), Japan (109 sites), and South Korea (85 sites). Locations of DoD sites by Military Service and Agency are depicted in Figure 1.

**Graphical Distribution of DoD Sites**



Area	Army	Navy	Air Force	Marine Corps	WHS	Total
United States	1,871	774	1,535	135	136	4,451
Territories	27	56	11	0	0	94
Overseas	316	114	216	20	0	666
Total	2,214	944	1,762	155	136	5,211

**Figure 1. Number of DoD Sites by Service/Agency**

**Department of Defense  
Base Structure Report  
FY 2012 Baseline**

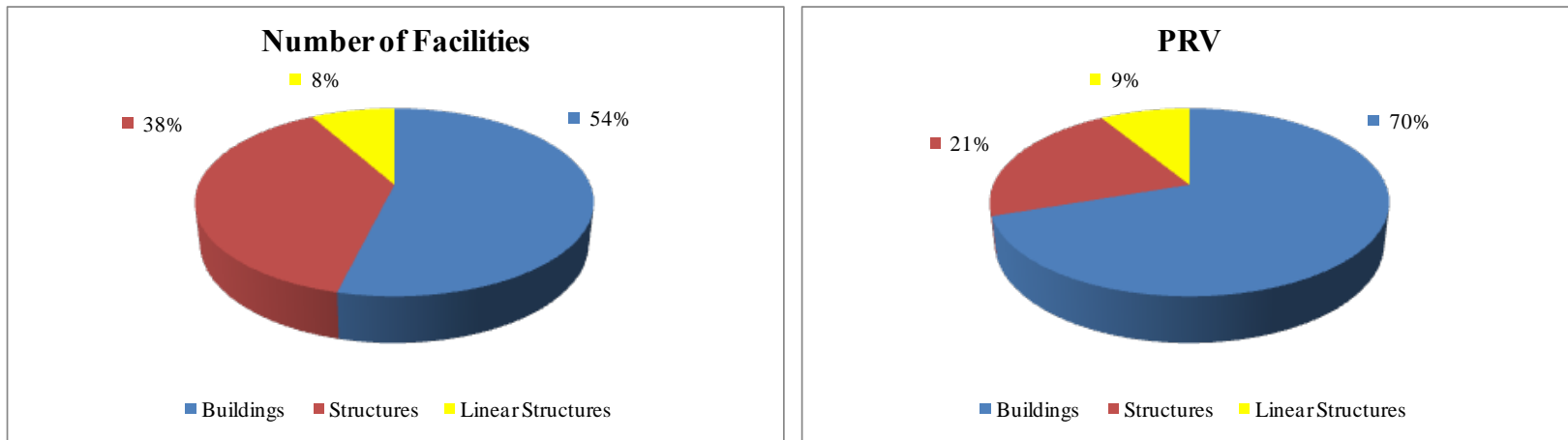
The DoD uses the Real Property Classification System (RPCS), as defined by DoDI 4165.3, “DoD Facility Classes and Construction Categories”, as the framework for cataloging DoD’s real property portfolio. Table 1 shows the breakout of buildings, structures, and linear structures by location for the DoD worldwide, as reported in RPAD.

<b>Area</b>	<b>Number of Assets</b>			<b>Total</b>
	<b>Buildings</b>	<b>Structure</b>	<b>Linear Structure</b>	
United States	238,164	164,986	37,353	440,503
Territories	6,487	3,740	1,074	11,301
Overseas	54,246	42,303	6,721	103,270
<b>Grand Total</b>	<b>298,897</b>	<b>211,029</b>	<b>45,148</b>	<b>555,074</b>

**Table 1. Number of DoD Facilities by Type Worldwide**

## Department of Defense Base Structure Report FY 2012 Baseline

DoD's real property facility portfolio is depicted in Figure 2, broken out by Military Service and WHS. Buildings represent the majority of DoD's portfolio (54%), followed by structures (38%), and linear structures (8%). DoD's facilities portfolio by PRV is also shown in Figure 2, with buildings comprising the largest portion. As noted in tabular format in Table 2, the Army possesses the largest quantity of facilities and the largest PRV of DoD's total inventory.



**Figure 2. Number and PRV of DoD Facilities**

Service/WHS	Number of Assets				PRV (\$B)			
	Buildings	Structures	Linear Structures	Total	Buildings	Structures	Linear Structures	Total
Army	141,373	98,619	16,912	256,904	\$235.09	\$57.98	\$27.64	\$320.71
Navy	66,156	38,807	8,800	113,763	\$133.30	\$53.88	\$18.31	\$205.48
Air Force	64,973	57,090	17,463	139,526	\$171.36	\$60.14	\$23.27	\$254.76
Marine Corps	26,159	16,107	1,871	44,137	\$44.08	\$10.56	\$4.56	\$59.20
WHS	236	406	102	744	\$7.18	\$0.18	\$0.03	\$7.39
DoD	298,897	211,029	45,148	555,074	\$591.01	\$182.73	\$73.81	\$847.55

**Table 2. Facilities Portfolio by Number and PRV**

**Department of Defense  
Base Structure Report  
FY 2012 Baseline**

**Buildings Portfolio**

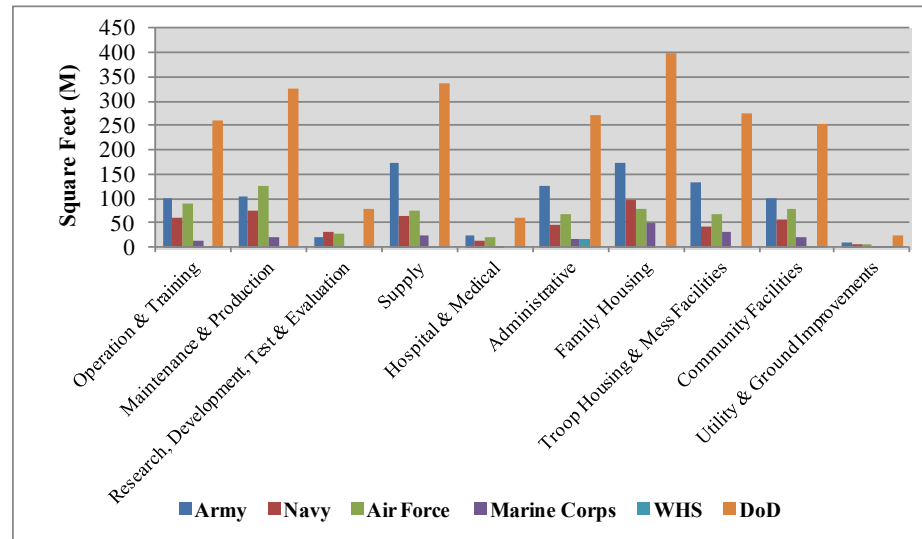
The DoD occupies a reported 298,897 buildings throughout the world, valued at over \$590 billion and comprising over 2.3 billion square feet. Over 69% of the buildings used by the DoD are owned, while 3% are leased. DoD’s building portfolio by legal interest is depicted in Table 3. The Army manages a total of 962 million square feet of building space and has the largest square footage for almost all facility classes. DoD’s building portfolio by facility class and square feet is shown in Figure 3.

Service/WHS	Number of Assets			Total
	Owned	Leased	Other	
Army	91,341	6,119	43,913	141,373
Navy	44,063	967	21,126	66,156
Air Force	57,800	1,804	5,369	64,973
Marine Corps	11,629	135	14,395	26,159
WHS	108	128	-	236
DoD Total	204,941	9,153	84,803	298,897

**Table 3. Number of DoD Buildings by Legal Interest<sup>8</sup>**

<sup>8</sup> Figures include those buildings that have been privatized or are operated by private entities in direct support of the DoD mission. These types of relationships are included in the “Other” category, and account for 22% of the total number of buildings.

## Department of Defense Base Structure Report FY 2012 Baseline



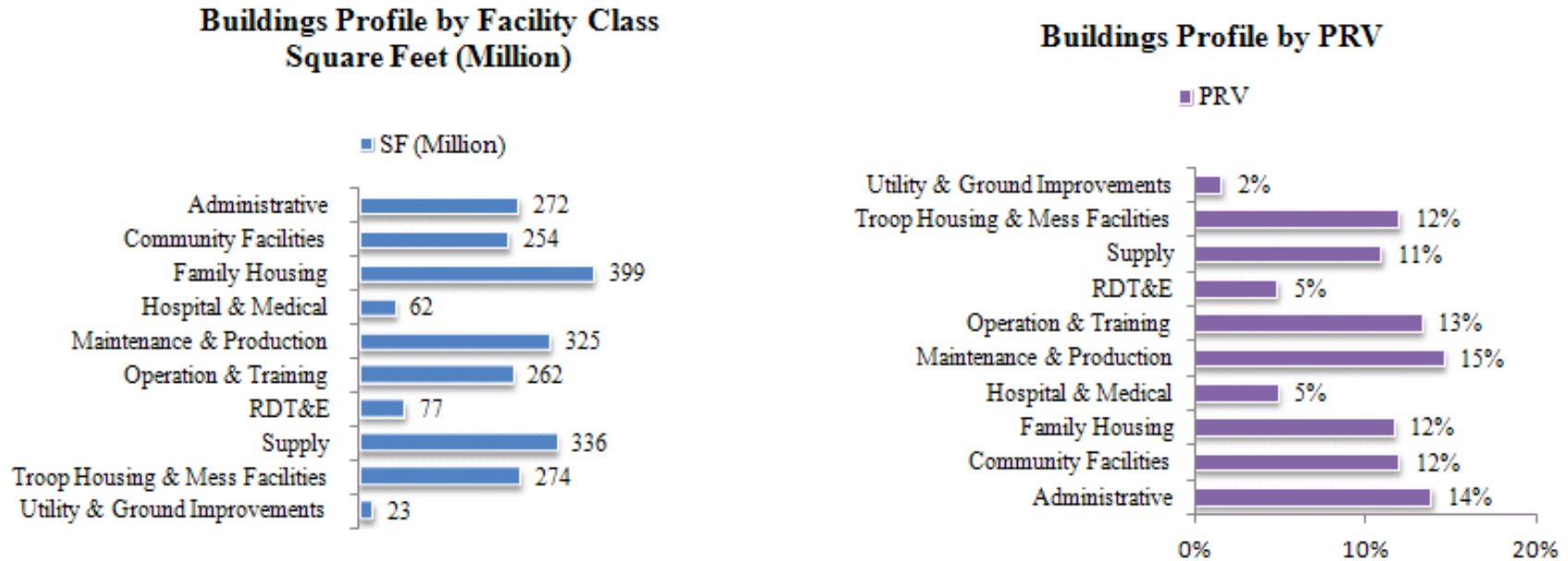
Facility Class	Army	Navy	Air Force	Marine Corps	WHS	DoD
Family Housing	173.7	96.4	79.5	49.0	0.0	398.5
Supply	171.8	64.0	75.4	24.3	1.0	336.5
Maintenance & Production	105.0	74.2	127.1	19.0	0.0	325.4
Troop Housing & Mess Facilities	131.9	43.6	66.5	31.7	0.0	273.8
Administrative	125.1	47.2	66.2	17.3	15.7	271.5
Operation & Training	100.0	60.1	89.9	11.8	0.0	261.7
Community Facilities	101.0	56.1	77.4	19.9	0.1	254.4
Research, Development, Test & Evaluation	18.9	30.7	26.4	1.1	0.0	77.0
Hospital & Medical	24.8	12.9	20.7	3.2	0.0	61.6
Utility & Ground Improvements	10.3	6.0	5.3	1.2	0.1	22.9
<b>Grand Total</b>	<b>962.4</b>	<b>491.2</b>	<b>634.4</b>	<b>178.4</b>	<b>16.9</b>	<b>2283.3</b>

**Figure 3. Square Feet (Million) by Service/Agency and Facility Class – Buildings Only<sup>9</sup>**

<sup>9</sup> Figures include those buildings that have been privatized or are operated by private entities in direct support of the DoD mission. These types of relationships account for nearly 10% of the total square footage.

## Department of Defense Base Structure Report FY 2012 Baseline

The DoD's buildings profile by facility class is shown by square footage and PRV in Figure 4.



**Figure 4. Area and PRV of DoD Buildings by Facility Class<sup>10</sup>**

DoD's buildings portfolio by facility class, area, and ownership is provided in Table 4. The table summarizes the asset count, square feet in millions (SqFt (M)), and PRV in millions (PRV (\$M)).

<sup>10</sup> Figures include those buildings that have been privatized or are operated by private entities in direct support of the DoD mission. These types of relationships account for 8% of the total buildings PRV.

**Department of Defense  
Base Structure Report  
FY 2012 Baseline**

Facility Class	Area	Owned			Leased			Other			DoD Total		
		Count	SqFt (M)	PRV (\$M)	Count	SqFt (M)	PRV (\$M)	Count	SqFt (M)	PRV (\$M)	Count	SqFt (M)	PRV (\$M)
Family Housing	United States	18,424	55.9	9,049	3,445	14.3	2,136	64,355	215.6	35,871	86,224	285.8	47,056
	Territories	3,092	7.5	1,989		-	-	-	-	-	3,092	7.5	1,989
	Overseas	8,871	25.4	5,038	4,190	17.4	3,161	4,722	62.4	12,115	17,783	105.2	20,314
<b>Family Housing Total</b>		<b>30,387</b>	<b>88.8</b>	<b>16,076</b>	<b>7,635</b>	<b>31.7</b>	<b>5,297</b>	<b>69,077</b>	<b>278.0</b>	<b>47,986</b>	<b>107,099</b>	<b>398.5</b>	<b>69,359</b>
Supply	United States	45,104	281.3	52,519	96	3.0	454	528	2.9	426	45,728	287.2	53,399
	Territories	659	3.2	1,260		-	-	2	0.0	1	661	3.2	1,261
	Overseas	5,730	23.3	5,238	29	1.5	301	3,233	21.4	4,758	8,992	46.1	10,297
<b>Supply Total</b>		<b>51,493</b>	<b>307.8</b>	<b>59,017</b>	<b>125</b>	<b>4.4</b>	<b>755</b>	<b>3,763</b>	<b>24.3</b>	<b>5,185</b>	<b>55,381</b>	<b>336.5</b>	<b>64,957</b>
Maintenance & Production	United States	19,135	284.0	73,856	75	4.6	391	266	3.1	827	19,476	291.7	75,074
	Territories	302	2.8	1,221		-	-	2	0.0	25	304	2.9	1,246
	Overseas	1,856	14.8	4,982	11	0.1	52	965	15.8	5,110	2,832	30.8	10,144
<b>Maintenance &amp; Production Total</b>		<b>21,293</b>	<b>301.7</b>	<b>80,059</b>	<b>86</b>	<b>4.7</b>	<b>442</b>	<b>1,233</b>	<b>19.0</b>	<b>5,962</b>	<b>22,612</b>	<b>325.4</b>	<b>86,464</b>
Troop Housing and Mess Facilities	United States	10,088	204.6	50,398	186	0.6	119	834	5.2	1,267	11,108	210.4	51,784
	Territories	503	3.5	1,395	2	0.0	1	-	-	-	505	3.5	1,396
	Overseas	2,867	29.7	8,617	94	0.6	173	1,369	29.7	8,966	4,330	60.0	17,756
<b>Troop Housing and Mess Facilities Total</b>		<b>13,458</b>	<b>237.8</b>	<b>60,410</b>	<b>282</b>	<b>1.1</b>	<b>293</b>	<b>2,203</b>	<b>34.8</b>	<b>10,232</b>	<b>15,943</b>	<b>273.8</b>	<b>70,936</b>
Administrative	United States	11,822	219.8	65,759	437	13.8	3,415	474	3.6	925	12,733	237.2	70,099
	Territories	248	2.0	895	3	0.0	7	1	0.0	0	252	2.0	902
	Overseas	1,953	11.8	4,169	43	0.5	188	1,195	20.0	6,902	3,191	32.4	11,259
<b>Administrative Total</b>		<b>14,023</b>	<b>233.6</b>	<b>70,823</b>	<b>483</b>	<b>14.3</b>	<b>3,610</b>	<b>1,670</b>	<b>23.6</b>	<b>7,827</b>	<b>16,176</b>	<b>271.5</b>	<b>82,260</b>
Operation & Training	United States	25,159	228.8	65,595	225	2.3	566	566	4.9	1,429	25,950	236.0	67,591
	Territories	672	3.7	1,908		-	-	4	0.0	13	676	3.8	1,921
	Overseas	4,319	11.7	5,330	30	0.2	85	1,313	10.0	3,923	5,662	21.9	9,338
<b>Operation &amp; Training Total</b>		<b>30,150</b>	<b>244.3</b>	<b>72,832</b>	<b>255</b>	<b>2.6</b>	<b>651</b>	<b>1,883</b>	<b>14.9</b>	<b>5,366</b>	<b>32,288</b>	<b>261.7</b>	<b>78,849</b>
Community Facilities	United States	18,289	175.4	45,049	127	0.8	176	1,025	9.6	2,684	19,441	185.8	47,910
	Territories	519	4.7	2,025	2	0.0	3	6	0.1	25	527	4.8	2,053
	Overseas	3,749	31.1	10,162	49	1.3	436	1,805	31.5	10,210	5,603	63.8	20,807
<b>Community Facilities Total</b>		<b>22,557</b>	<b>211.1</b>	<b>57,236</b>	<b>178</b>	<b>2.0</b>	<b>615</b>	<b>2,836</b>	<b>41.2</b>	<b>12,919</b>	<b>25,571</b>	<b>254.4</b>	<b>70,770</b>
Research, Development, Test, and Evaluation	United States	5,594	74.0	27,544	49	0.8	215	39	1.5	486	5,682	76.3	28,245
	Territories	5	0.0	9		-	-	-	-	-	5	0.0	9
	Overseas	121	0.7	414	2	0.0	6	11	0.1	31	134	0.8	452
<b>Research, Development, Test, and Evaluation Total</b>		<b>5,720</b>	<b>74.7</b>	<b>27,967</b>	<b>51</b>	<b>0.8</b>	<b>221</b>	<b>50</b>	<b>1.6</b>	<b>517</b>	<b>5,821</b>	<b>77.0</b>	<b>28,706</b>
Hospital & Medical	United States	1,401	52.4	23,820	21	0.3	136	12	0.3	170	1,434	53.1	24,126
	Territories	48	0.7	634		-	-	-	-	-	48	0.7	634
	Overseas	271	3.5	1,996	3	0.0	9	176	4.2	2,355	450	7.8	4,360
<b>Hospital &amp; Medical Total</b>		<b>1,720</b>	<b>56.7</b>	<b>26,451</b>	<b>24</b>	<b>0.4</b>	<b>145</b>	<b>188</b>	<b>4.5</b>	<b>2,525</b>	<b>1,932</b>	<b>61.6</b>	<b>29,121</b>
Utility & Ground Improvements	United States	9,871	16.8	6,867	24	0.2	34	493	0.9	484	10,388	17.8	7,385
	Territories	415	0.5	215		-	-	2	0.0	0	417	0.5	215
	Overseas	3,854	2.4	1,165	10	0.0	9	1,405	2.1	811	5,269	4.5	1,984
<b>Utility &amp; Ground Improvements Total</b>		<b>14,140</b>	<b>19.7</b>	<b>8,247</b>	<b>34</b>	<b>0.2</b>	<b>43</b>	<b>1,900</b>	<b>2.9</b>	<b>1,294</b>	<b>16,074</b>	<b>22.9</b>	<b>9,585</b>
<b>Grand Total</b>		<b>204,941</b>	<b>1,776.1</b>	<b>479,118</b>	<b>9,153</b>	<b>62.2</b>	<b>12,073</b>	<b>84,803</b>	<b>444.9</b>	<b>99,814</b>	<b>298,897</b>	<b>2,283.3</b>	<b>591,005</b>

**Table 4. Buildings Portfolio (Facility Class, Count, Square Feet, and PRV) by Location**

**Department of Defense  
Base Structure Report  
FY 2012 Baseline**

**Structures Portfolio**

The DoD uses over 210,000 structures throughout the world, valued at over \$182 billion and with over 88% of them owned by the DoD. The legal interest of the assets in this portfolio is depicted in Table 5. The predominant use of these structures by PRV is shown in Figure 5.

Service/WHS	Number of Assets			
	Owned	Leased	Other	Total
Army	84,951	440	13,228	98,619
Navy	35,180	174	3,453	38,807
Air Force	52,507	180	4,403	57,090
Marine Corps	12,826	2	3,279	16,107
WHS	404		2	406
DoD Total	185,868	796	24,365	211,029

**Table 5. Number of DoD Structures by Legal Interest<sup>11</sup>**

---

<sup>11</sup> Figures include those structures that have been privatized or are operated by private entities in direct support of the DoD mission. These types of relationships are included in the "Other" category. They account for over 2% of the total number of structures, and 1% of the total structures PRV.

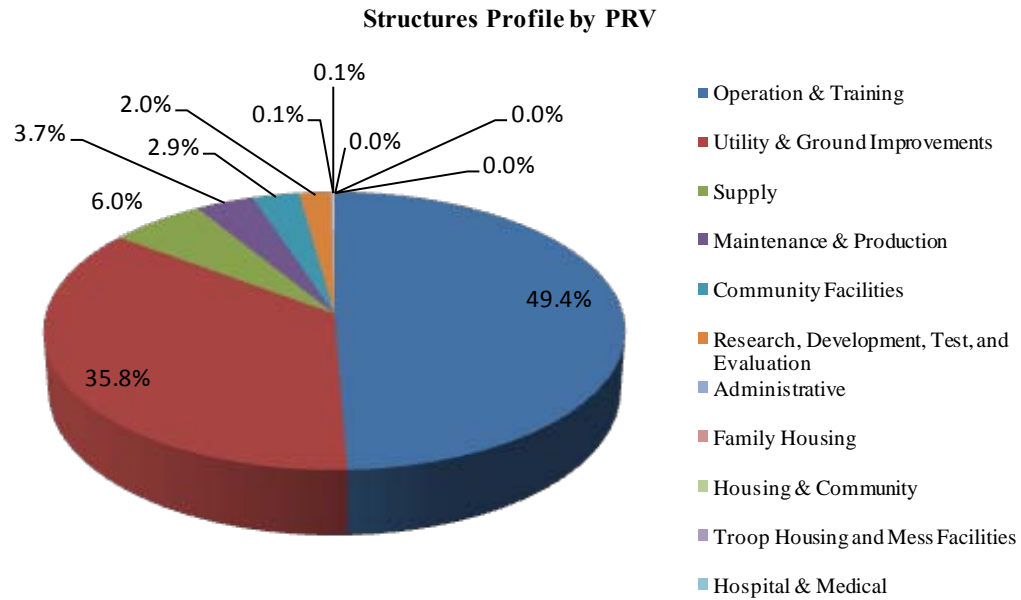


**Department of Defense  
Base Structure Report  
FY 2012 Baseline**

Facility Class	Area	Owned		Leased		Other		Total	
		Count	PRV (\$M)	Count	PRV (\$M)	Count	PRV (\$M)	Count	PRV (\$M)
Administrative	United States	5,654	\$115	18	\$0	166	\$7	5,838	\$123
	Territories	239	\$7		\$0	-	\$0	239	\$7
	Overseas	875	\$39		\$0	172	\$3	1,047	\$43
	Total	6,768	\$162	18	\$0	338	\$11	7,124	\$173
Community Facilities	United States	18,927	\$3,516	99	\$20	2,628	\$447	21,654	\$3,983
	Territories	658	\$158		\$0	4	\$0	662	\$158
	Overseas	4,972	\$886	112	\$33	848	\$295	5,932	\$1,213
	Total	24,557	\$4,560	211	\$53	3,480	\$742	28,248	\$5,355
Family Housing	United States	202	\$12		\$0	1,966	\$112	2,168	\$123
	Overseas	378	\$24	7	\$1	4	\$0	389	\$25
	Total	580	\$35	7	\$1	1,970	\$112	2,557	\$148
Hospital & Medical	United States	22	\$5		\$0	-	\$0	22	\$5
	Overseas	4	\$0		\$0	-	\$0	4	\$0
	Total	26	\$6		\$0	-	\$0	26	\$6
Housing & Community	United States	186	\$75		\$0	-	\$0	186	\$75
	Total	186	\$75		\$0	-	\$0	186	\$75
Maintenance & Production	United States	3,585	\$5,529	5	\$2	29	\$12	3,619	\$5,543
	Territories	65	\$72		\$0	-	\$0	65	\$72
	Overseas	380	\$293		\$0	329	\$780	709	\$1,073
	Total	4,030	\$5,895	5	\$2	358	\$792	4,393	\$6,688
Operation & Training	United States	39,474	\$69,200	105	\$60	1,256	\$1,127	40,835	\$70,387
	Territories	799	\$5,570	1	\$0	11	\$1	811	\$5,571
	Overseas	6,153	\$8,840	30	\$69	2,437	\$5,350	8,620	\$14,260
	Total	46,426	\$83,611	136	\$129	3,704	\$6,477	50,266	\$90,217
Research, Development, Test, and Evaluation	United States	2,615	\$3,517		\$0	5	\$0	2,620	\$3,517
	Territories	4	\$2		\$0	-	\$0	4	\$2
	Overseas	115	\$72		\$0	1	\$1	116	\$73
	Total	2,734	\$3,591		\$0	6	\$1	2,740	\$3,592
Supply	United States	10,348	\$6,964	16	\$6	135	\$77	10,499	\$7,047
	Territories	174	\$516		\$0	-	\$0	174	\$516
	Overseas	1,750	\$2,087	4	\$1	525	\$1,288	2,279	\$3,376
	Total	12,272	\$9,567	20	\$6	660	\$1,365	12,952	\$10,939
Troop Housing and Mess Facilities	United States	824	\$27	3	\$0	169	\$1	996	\$27
	Territories	4	\$0		\$0	-	\$0	4	\$0
	Overseas	391	\$6		\$0	328	\$2	719	\$7
	Total	1,219	\$32	3	\$0	497	\$2	1,719	\$34
Utility & Ground Improvements	United States	70,332	\$52,979	210	\$58	6,007	\$2,082	76,549	\$55,119
	Territories	1,758	\$2,355		\$0	23	\$18	1,781	\$2,373
	Overseas	14,980	\$5,091	186	\$14	7,322	\$2,906	22,488	\$8,011
	Total	87,070	\$60,425	396	\$72	13,352	\$5,006	100,818	\$65,503
Grand Total		185,868	\$167,959	796	\$263	24,365	\$14,508	211,029	\$182,731

**Table 6. Structures Portfolio (Facility Class, Count and PRV) by Location**

# Department of Defense Base Structure Report FY 2012 Baseline



**Figure 5. Structures Facility Class by PRV**

The DoD's structures portfolio (count and PRV) by facility class, area, and ownership is shown in Table 6.

## Department of Defense Base Structure Report FY 2012 Baseline

### Linear Structures Portfolio

DoD manages over 45,000 linear structures throughout the world, valued at over \$73 billion. DoD’s linear structures portfolio by legal interest is depicted in Table 7. DoD owns just over 84% of the more than 45,000 linear structures it manages. The preponderance of these are Utilities and Ground Improvements, such as roads. The predominant use of the linear structures by PRV is shown in Figure 6.

Service/WHS	Number of Assets			Total
	Owned	Leased	Other	
Army	12,406	37	4,469	16,912
Navy	7,736	14	1,050	8,800
Air Force	16,239	70	1,154	17,463
Marine Corps	1,625		246	1,871
WHS	101		1	102
DoD Total	38,107	121	6,920	45,148

Table 7. Number of DoD Linear Structures by Legal Interest<sup>12</sup>

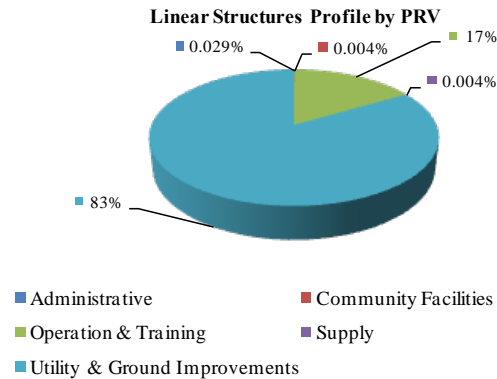


Figure 6. Linear Structures Facility Class by PRV

DoD’s linear structures portfolio (count and PRV) by facility class, area, and ownership is shown in Table 8.

<sup>12</sup> Figures include those linear structures that have been privatized or are operated by private entities in direct support of the DoD mission. These types of relationships are included in the “Other” category. They account for 4% of the total number of linear structures and 3% of the total linear structures PRV.

**Department of Defense  
Base Structure Report  
FY 2012 Baseline**

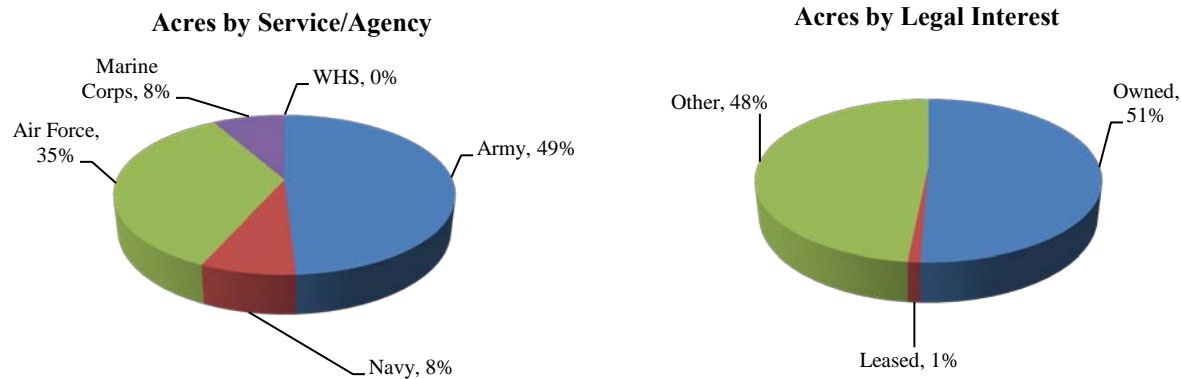
Facility Class	Area	Owned		Leased		Other		DoD Total	
		Count	PRV(\$M)	Count	PRV(\$M)	Count	PRV(\$M)	Count	PRV(\$M)
Utility & Ground Improvements	United States	30,683	49,271	91	45	4,144	2,581	34,918	51,897
	Territories	994	1,652		-	17	1	1,011	1,653
	Overseas	3,802	4,094	27	21	2,436	3,958	6,265	8,073
Utility & Ground Improvements Total		35,479	55,017	118	67	6,597	6,539	42,194	61,623
Operation & Training	United States	2,220	8,741	3	2	189	257	2,412	9,000
	Territories	57	1,058		-	6	1	63	1,059
	Overseas	328	1,348		-	123	776	451	2,124
Operation & Training Total		2,605	11,147	3	2	318	1,034	2,926	12,184
Supply	United States	1	0		-	-	-	1	0
	Overseas		-		-	5	3	5	3
Supply Total		1	0		-	5	3	6	3
Community Facilities	United States	13	3		-	-	-	13	3
Community Facilities Total		13	3		-	-	-	13	3
Administrative	United States	9	0		-	-	-	9	0
Administrative Total		9	0		-	-	-	9	0
Grand Total		38,107	66,168	121	68	6,920	7,577	45,148	73,813

**Table 8. Linear Structures Portfolio (Facility Class, Count and PRV) by Location**

## Department of Defense Base Structure Report FY 2012 Baseline

### Land Portfolio

DoD manages over 28.5 million acres of land worldwide. More than 97% of that land is located in the United States or in U.S. Territories. Approximately half of the land controlled by DoD (51%) is government owned. The Air Force controls the largest percentage of DoD's land (48%), followed by the Army (37%). Figure 7 and Table 9 depict the land portfolio.



**Figure 7. Percentage of Land by Military Service/WHS and Legal Interest**

Service/WHS	Number of Acres			Total
	Owned	Leased	Other	
Army	5,345,264	131,194	8,532,307	14,008,764
Navy	601,916	55,055	1,514,623	2,171,594
Air Force	7,003,416	92,842	2,929,835	10,026,093
Marine Corps	1,489,425	1,274	834,284	2,324,982
WHS	988		-	988
DoD Total	14,441,009	280,365	13,811,048	28,532,422

**Table 9. Acres of Land by Legal Interest**

**Department of Defense  
Base Structure Report  
FY 2012 Baseline**

**State Army National Guard Portfolio**

The Army, in collaboration with the National Guard Bureau, manages domestic real property with individual States and Territories. Table 10 shows Army National Guard sites owned or managed by DoD with the States and Territories.

The State portfolio consists of more than 65,000 facilities (valued at \$29 billion) and 1.2 million acres located on more than 2,700 sites in the United States and Territories. Table 11 shows the number of State and Territory sites and assets, PRV by type (buildings, structures, linear structures), and number of acres by location. The States or Territories own 764,759 of the 1,231,318 acres.

Table 12 shows the asset count and PRV of the State facilities by Facility Class based on the DoD RPCS.

Area	Army National Guard Sites		
	DoD	State	Total
United States	425	2,709	3,134
Territories	10	31	41
Total	435	2,740	3,175

**Table 10. Number of Army National Guard Sites**

Area	Number of Sites	Buildings		Structures		Linear Structures		Total		Land
		Count	PRV (\$M)	Count	PRV (\$M)	Count	PRV (\$M)	Count	PRV (\$M)	Acres
United States	2,709	14,070	\$24,164	32,586	\$3,710	18,380	\$1,495	65,036	\$29,369	1,231,058
Territories	31	77	\$232	94	\$16	13	\$1	184	\$249	260
Grand Total	2,740	14,147	\$24,396	32,680	\$3,726	18,393	\$1,496	65,220	\$29,618	1,231,318

**Table 11. Number and PRV of State/Territory Army National Guard Assets by Type**

**Department of Defense  
Base Structure Report  
FY 2012 Baseline**

Facility Class	Buildings		Structures		Linear Structures		Total	
	Count	PRV(\$M)	Count	PRV(\$M)	Count	PRV(\$M)	Count	PRV(\$M)
Operation & Training	3,469	\$14,802	5,154	\$1,856	447	\$296	9,070	\$16,953
Maintenance & Production	1,603	\$4,203	1,097	\$175	-	\$0	2,700	\$4,378
Utility & Ground Improvements	214	\$49	22,088	\$1,429	17,946	\$1,200	40,248	\$2,678
Supply	4,536	\$1,723	678	\$184	-	\$0	5,214	\$1,907
Administrative	1,020	\$1,474	2,833	\$28	-	\$0	3,853	\$1,501
Troop Housing and Mess Facilities	2,196	\$1,494	107	\$0	-	\$0	2,303	\$1,494
Community Facilities	836	\$540	645	\$52	-	\$0	1,481	\$592
Hospital & Medical	34	\$65	1	\$0	-	\$0	35	\$65
Family Housing	237	\$46	77	\$2	-	\$0	314	\$48
Research, Development, Test, and Evaluation	2	\$0	-	\$0	-	\$0	2	\$0
<b>Grand Total</b>	<b>14,147</b>	<b>\$24,396</b>	<b>32,680</b>	<b>\$3,726</b>	<b>18,393</b>	<b>\$1,496</b>	<b>65,220</b>	<b>\$29,618</b>

**Table 12. Count / PRV for State Army National Guard Assets by Facility Class**

**THIS PAGE INTENTIONALLY LEFT BLANK**



**SITE SIZE SUMMARIES**

**Site Size By Location - FY 2011 Baseline Data**

<i>Location</i>	<i>No. of Large Sites</i>	<i>No. of Medium Sites</i>	<i>No. of Small Sites</i>	<i>No. of Other Sites</i>	<i>Total Sites</i>
United States	111	103	3,803	434	4,451
US Territories	3	1	70	20	94
Overseas	21	18	571	56	666
<b>Total</b>	<b>135</b>	<b>122</b>	<b>4,444</b>	<b>510</b>	<b>5,211</b>

<i>Location</i>	<i>Component</i>	<i>No. of Large Sites</i>	<i>No. of Medium Sites</i>	<i>No. of Small Sites</i>	<i>No. of Other Sites</i>	<i>Total Sites</i>
United States	Army	39	33	1,684	115	1,871
	Navy	24	29	571	150	774
	Air Force	38	37	1,318	142	1,535
	Marine Corps	9	4	95	27	135
	WHS	1	0	135	0	136
	<b>United States Total:</b>		<b>111</b>	<b>103</b>	<b>3,803</b>	<b>434</b>
US Territories	Army	0	0	27	0	27
	Navy	3	1	32	20	56
	Air Force	0	0	11	0	11
	<b>US Territories Total:</b>	<b>3</b>	<b>1</b>	<b>70</b>	<b>20</b>	<b>94</b>
Overseas	Army	5	8	272	31	316
	Navy	4	3	98	9	114
	Air Force	9	5	191	11	216
	Marine Corps	3	2	10	5	20
	<b>Overseas Total:</b>	<b>21</b>	<b>18</b>	<b>571</b>	<b>56</b>	<b>666</b>
<b>Grand Total:</b>		<b>135</b>	<b>122</b>	<b>4,444</b>	<b>510</b>	<b>5,211</b>

<i>Large Site</i>	= Total PRV greater than or equal to \$1.715B
<i>Medium Site</i>	= Total PRV less than \$1.715B and greater than or equal to \$915M
<i>Small Site</i>	= Total PRV less than \$915M and greater than 0
<i>Other Site</i>	= PRV equal to 0 (Zero) - primarily land records

## Site Size By Location - FY 2011 Baseline Data

<i>Location</i>	<i>Component</i>	<i>No. of Large Sites</i>	<i>No. of Medium Sites</i>	<i>No. of Small Sites</i>	<i>No. of Other Sites</i>	<i>Total Sites</i>
Alabama	Army	2	1	57	13	73
	Navy	0	0	12	0	12
	Air Force	0	1	11	0	12
	Marine Corps	0	0	2	0	2
	<b>Total</b>	<b>2</b>	<b>2</b>	<b>82</b>	<b>13</b>	<b>99</b>
Alaska	Army	1	1	74	5	81
	Navy	0	0	3	1	4
	Air Force	4	1	47	18	70
	<b>Total</b>	<b>5</b>	<b>2</b>	<b>124</b>	<b>24</b>	<b>155</b>
Arizona	Army	1	2	17	0	20
	Navy	0	0	3	0	3
	Air Force	1	1	17	2	21
	Marine Corps	1	0	4	0	5
	<b>Total</b>	<b>3</b>	<b>3</b>	<b>41</b>	<b>2</b>	<b>49</b>
Arkansas	Army	0	1	16	0	17
	Air Force	0	1	6	0	7
	<b>Total</b>	<b>0</b>	<b>2</b>	<b>22</b>	<b>0</b>	<b>24</b>
California	Army	1	3	68	6	78
	Navy	8	4	117	32	161
	Air Force	5	3	67	3	78
	Marine Corps	3	0	17	8	28
	<b>Total</b>	<b>17</b>	<b>10</b>	<b>269</b>	<b>49</b>	<b>345</b>
Colorado	Army	1	1	12	3	17
	Navy	0	0	1	0	1
	Air Force	1	2	66	2	71
	<b>Total</b>	<b>2</b>	<b>3</b>	<b>79</b>	<b>5</b>	<b>89</b>

<i>Large Site</i>	= Total PRV greater than or equal to \$1.715B
<i>Medium Site</i>	= Total PRV less than \$1.715B and greater than or equal to \$915M
<i>Small Site</i>	= Total PRV less than \$915M and greater than 0
<i>Other Site</i>	= PRV equal to 0 (Zero) - primarily land records

### Site Size By Location - FY 2011 Baseline Data

<i>Location</i>	<i>Component</i>	<i>No. of Large Sites</i>	<i>No. of Medium Sites</i>	<i>No. of Small Sites</i>	<i>No. of Other Sites</i>	<i>Total Sites</i>
Connecticut	Army	0	0	20	0	20
	Navy	0	1	11	0	12
	Air Force	0	0	2	0	2
	<b>Total</b>	<b>0</b>	<b>1</b>	<b>33</b>	<b>0</b>	<b>34</b>
Delaware	Army	0	0	4	2	6
	Navy	0	0	2	0	2
	Air Force	0	1	2	1	4
	WHS	0	0	3	0	3
	<b>Total</b>	<b>0</b>	<b>1</b>	<b>11</b>	<b>3</b>	<b>15</b>
District of Columbia	Army	0	1	2	1	4
	Navy	0	3	3	0	6
	Marine Corps	0	0	3	0	3
	WHS	0	0	9	0	9
	<b>Total</b>	<b>0</b>	<b>4</b>	<b>17</b>	<b>1</b>	<b>22</b>
Florida	Army	0	0	89	5	94
	Navy	2	1	61	6	70
	Air Force	2	4	58	6	70
	Marine Corps	0	0	3	1	4
	<b>Total</b>	<b>4</b>	<b>5</b>	<b>211</b>	<b>18</b>	<b>238</b>
Georgia	Army	3	2	24	3	32
	Navy	1	0	8	1	10
	Air Force	1	1	18	4	24
	Marine Corps	0	1	4	0	5
	<b>Total</b>	<b>5</b>	<b>4</b>	<b>54</b>	<b>8</b>	<b>71</b>

<i>Large Site</i>	= Total PRV greater than or equal to \$1.715B
<i>Medium Site</i>	= Total PRV less than \$1.715B and greater than or equal to \$915M
<i>Small Site</i>	= Total PRV less than \$915M and greater than 0
<i>Other Site</i>	= PRV equal to 0 (Zero) - primarily land records

## Site Size By Location - FY 2011 Baseline Data

<i>Location</i>	<i>Component</i>	<i>No. of Large Sites</i>	<i>No. of Medium Sites</i>	<i>No. of Small Sites</i>	<i>No. of Other Sites</i>	<i>Total Sites</i>
Hawaii	Army	3	2	21	2	28
	Navy	3	1	25	35	64
	Air Force	0	0	16	1	17
	Marine Corps	1	0	7	1	9
	<b>Total</b>	<b>7</b>	<b>3</b>	<b>69</b>	<b>39</b>	<b>118</b>
Idaho	Army	0	0	8	3	11
	Navy	0	0	4	0	4
	Air Force	1	0	43	0	44
	<b>Total</b>	<b>1</b>	<b>0</b>	<b>55</b>	<b>3</b>	<b>59</b>
Illinois	Army	1	0	40	1	42
	Navy	1	0	13	0	14
	Air Force	1	1	9	0	11
	Marine Corps	0	0	2	0	2
	WHS	0	0	1	0	1
	<b>Total</b>	<b>3</b>	<b>1</b>	<b>65</b>	<b>1</b>	<b>70</b>
Indiana	Army	0	0	30	2	32
	Navy	1	0	2	0	3
	Air Force	0	0	6	0	6
	Marine Corps	0	0	1	0	1
	<b>Total</b>	<b>1</b>	<b>0</b>	<b>39</b>	<b>2</b>	<b>42</b>
Iowa	Army	0	1	43	1	45
	Navy	0	0	1	0	1
	Air Force	0	0	6	0	6
	<b>Total</b>	<b>0</b>	<b>1</b>	<b>50</b>	<b>1</b>	<b>52</b>

<i>Large Site</i>	= Total PRV greater than or equal to \$1.715B
<i>Medium Site</i>	= Total PRV less than \$1.715B and greater than or equal to \$915M
<i>Small Site</i>	= Total PRV less than \$915M and greater than 0
<i>Other Site</i>	= PRV equal to 0 (Zero) - primarily land records

## Site Size By Location - FY 2011 Baseline Data

<i>Location</i>	<i>Component</i>	<i>No. of Large Sites</i>	<i>No. of Medium Sites</i>	<i>No. of Small Sites</i>	<i>No. of Other Sites</i>	<i>Total Sites</i>
Kansas	Army	2	0	27	2	31
	Navy	0	0	1	0	1
	Air Force	0	1	9	0	10
	<b>Total</b>	<b>2</b>	<b>1</b>	<b>37</b>	<b>2</b>	<b>42</b>
Kentucky	Army	2	1	24	1	28
	Navy	0	0	1	0	1
	Air Force	0	0	1	0	1
	<b>Total</b>	<b>2</b>	<b>1</b>	<b>26</b>	<b>1</b>	<b>30</b>
Louisiana	Army	1	0	14	1	16
	Navy	0	0	7	0	7
	Air Force	0	1	9	0	10
	Marine Corps	0	0	3	1	4
	<b>Total</b>	<b>1</b>	<b>1</b>	<b>33</b>	<b>2</b>	<b>37</b>
Maine	Army	0	0	10	0	10
	Navy	0	1	10	0	11
	Air Force	0	0	9	0	9
	<b>Total</b>	<b>0</b>	<b>1</b>	<b>29</b>	<b>0</b>	<b>30</b>
Maryland	Army	3	0	38	0	41
	Navy	1	3	32	11	47
	Air Force	1	0	9	1	11
	Marine Corps	0	0	2	0	2
	WHS	0	0	21	0	21
	<b>Total</b>	<b>5</b>	<b>3</b>	<b>102</b>	<b>12</b>	<b>122</b>

<i>Large Site</i>	= Total PRV greater than or equal to \$1.715B
<i>Medium Site</i>	= Total PRV less than \$1.715B and greater than or equal to \$915M
<i>Small Site</i>	= Total PRV less than \$915M and greater than 0
<i>Other Site</i>	= PRV equal to 0 (Zero) - primarily land records

## Site Size By Location - FY 2011 Baseline Data

<i>Location</i>	<i>Component</i>	<i>No. of Large Sites</i>	<i>No. of Medium Sites</i>	<i>No. of Small Sites</i>	<i>No. of Other Sites</i>	<i>Total Sites</i>
Massachusetts	Army	0	0	27	0	27
	Navy	0	0	11	1	12
	Air Force	0	2	11	0	13
	Marine Corps	0	0	1	0	1
	<b>Total</b>	<b>0</b>	<b>2</b>	<b>50</b>	<b>1</b>	<b>53</b>
Michigan	Army	0	0	30	1	31
	Navy	0	0	6	1	7
	Air Force	0	1	8	0	9
	<b>Total</b>	<b>0</b>	<b>1</b>	<b>44</b>	<b>2</b>	<b>47</b>
Minnesota	Army	0	0	22	1	23
	Navy	0	0	3	2	5
	Air Force	0	0	10	0	10
	<b>Total</b>	<b>0</b>	<b>0</b>	<b>35</b>	<b>3</b>	<b>38</b>
Mississippi	Army	0	1	169	3	173
	Navy	0	1	8	2	11
	Air Force	1	0	14	1	16
	<b>Total</b>	<b>1</b>	<b>2</b>	<b>191</b>	<b>6</b>	<b>200</b>
Missouri	Army	1	1	35	1	38
	Navy	0	0	4	1	5
	Air Force	1	0	14	0	15
	Marine Corps	0	0	9	0	9
	<b>Total</b>	<b>2</b>	<b>1</b>	<b>62</b>	<b>2</b>	<b>67</b>
Montana	Army	0	0	14	3	17
	Navy	0	0	1	0	1
	Air Force	0	1	234	1	236
	<b>Total</b>	<b>0</b>	<b>1</b>	<b>249</b>	<b>4</b>	<b>254</b>

<i>Large Site</i>	= Total PRV greater than or equal to \$1.715B
<i>Medium Site</i>	= Total PRV less than \$1.715B and greater than or equal to \$915M
<i>Small Site</i>	= Total PRV less than \$915M and greater than 0
<i>Other Site</i>	= PRV equal to 0 (Zero) - primarily land records

## Site Size By Location - FY 2011 Baseline Data

<i>Location</i>	<i>Component</i>	<i>No. of Large Sites</i>	<i>No. of Medium Sites</i>	<i>No. of Small Sites</i>	<i>No. of Other Sites</i>	<i>Total Sites</i>
Nebraska	Army	0	0	20	0	20
	Air Force	1	0	98	0	99
	Marine Corps	0	0	1	0	1
	<b>Total</b>	<b>1</b>	<b>0</b>	<b>119</b>	<b>0</b>	<b>120</b>
Nevada	Army	1	0	5	0	6
	Navy	0	1	13	4	18
	Air Force	1	1	14	10	26
	Marine Corps	0	0	1	0	1
	<b>Total</b>	<b>2</b>	<b>2</b>	<b>33</b>	<b>14</b>	<b>51</b>
New Hampshire	Army	0	0	6	2	8
	Air Force	0	0	3	0	3
	<b>Total</b>	<b>0</b>	<b>0</b>	<b>9</b>	<b>2</b>	<b>11</b>
New Jersey	Army	0	2	12	1	15
	Navy	0	1	8	1	10
	Air Force	2	1	8	2	13
	<b>Total</b>	<b>2</b>	<b>4</b>	<b>28</b>	<b>4</b>	<b>38</b>
New Mexico	Army	1	0	10	2	13
	Navy	0	0	1	0	1
	Air Force	2	1	27	4	34
	<b>Total</b>	<b>3</b>	<b>1</b>	<b>38</b>	<b>6</b>	<b>48</b>
New York	Army	2	0	157	2	161
	Navy	0	0	20	0	20
	Air Force	0	1	17	3	21
	Marine Corps	0	0	4	0	4
	<b>Total</b>	<b>2</b>	<b>1</b>	<b>198</b>	<b>5</b>	<b>206</b>

<i>Large Site</i>	= Total PRV greater than or equal to \$1.715B
<i>Medium Site</i>	= Total PRV less than \$1.715B and greater than or equal to \$915M
<i>Small Site</i>	= Total PRV less than \$915M and greater than 0
<i>Other Site</i>	= PRV equal to 0 (Zero) - primarily land records

## Site Size By Location - FY 2011 Baseline Data

<i>Location</i>	<i>Component</i>	<i>No. of Large Sites</i>	<i>No. of Medium Sites</i>	<i>No. of Small Sites</i>	<i>No. of Other Sites</i>	<i>Total Sites</i>
North Carolina	Army	1	0	41	8	50
	Navy	0	0	9	7	16
	Air Force	0	1	6	1	8
	Marine Corps	3	1	10	7	21
	<b>Total</b>	<b>4</b>	<b>2</b>	<b>66</b>	<b>23</b>	<b>95</b>
North Dakota	Army	0	0	12	0	12
	Navy	0	0	3	0	3
	Air Force	1	1	172	2	176
	<b>Total</b>	<b>1</b>	<b>1</b>	<b>187</b>	<b>2</b>	<b>191</b>
Ohio	Army	0	1	43	4	48
	Navy	0	0	6	1	7
	Air Force	2	0	12	1	15
	Marine Corps	0	0	1	0	1
	<b>Total</b>	<b>2</b>	<b>1</b>	<b>62</b>	<b>6</b>	<b>71</b>
Oklahoma	Army	2	0	32	0	34
	Navy	0	0	2	0	2
	Air Force	1	1	15	0	17
	<b>Total</b>	<b>3</b>	<b>1</b>	<b>49</b>	<b>0</b>	<b>53</b>
Oregon	Army	0	1	9	1	11
	Navy	0	0	4	0	4
	Air Force	0	0	12	0	12
	<b>Total</b>	<b>0</b>	<b>1</b>	<b>25</b>	<b>1</b>	<b>27</b>

<i>Large Site</i>	= Total PRV greater than or equal to \$1.715B
<i>Medium Site</i>	= Total PRV less than \$1.715B and greater than or equal to \$915M
<i>Small Site</i>	= Total PRV less than \$915M and greater than 0
<i>Other Site</i>	= PRV equal to 0 (Zero) - primarily land records



## Site Size By Location - FY 2011 Baseline Data

<i>Location</i>	<i>Component</i>	<i>No. of Large Sites</i>	<i>No. of Medium Sites</i>	<i>No. of Small Sites</i>	<i>No. of Other Sites</i>	<i>Total Sites</i>
Pennsylvania	Army	0	4	93	7	104
	Navy	0	2	15	0	17
	Air Force	0	0	14	2	16
	Marine Corps	0	0	3	0	3
	WHS	0	0	1	0	1
	<b>Total</b>	<b>0</b>	<b>6</b>	<b>126</b>	<b>9</b>	<b>141</b>
Rhode Island	Army	0	0	12	0	12
	Navy	1	0	10	0	11
	Air Force	0	0	4	0	4
	<b>Total</b>	<b>1</b>	<b>0</b>	<b>26</b>	<b>0</b>	<b>27</b>
South Carolina	Army	1	0	14	1	16
	Navy	0	0	5	0	5
	Air Force	0	3	18	7	28
	Marine Corps	0	2	2	8	12
	<b>Total</b>	<b>1</b>	<b>5</b>	<b>39</b>	<b>16</b>	<b>61</b>
South Dakota	Army	0	0	3	4	7
	Navy	0	0	1	0	1
	Air Force	1	0	15	1	17
	<b>Total</b>	<b>1</b>	<b>0</b>	<b>19</b>	<b>5</b>	<b>25</b>
Tennessee	Army	1	1	32	1	35
	Navy	0	0	7	0	7
	Air Force	1	0	4	0	5
	Marine Corps	0	0	1	0	1
	<b>Total</b>	<b>2</b>	<b>1</b>	<b>44</b>	<b>1</b>	<b>48</b>

<i>Large Site</i>	= Total PRV greater than or equal to \$1.715B
<i>Medium Site</i>	= Total PRV less than \$1.715B and greater than or equal to \$915M
<i>Small Site</i>	= Total PRV less than \$915M and greater than 0
<i>Other Site</i>	= PRV equal to 0 (Zero) - primarily land records

## Site Size By Location - FY 2011 Baseline Data

<i>Location</i>	<i>Component</i>	<i>No. of Large Sites</i>	<i>No. of Medium Sites</i>	<i>No. of Small Sites</i>	<i>No. of Other Sites</i>	<i>Total Sites</i>
Texas	Army	3	1	104	10	118
	Navy	0	3	22	2	27
	Air Force	4	3	46	3	56
	Marine Corps	0	0	2	0	2
	<b>Total</b>	<b>7</b>	<b>7</b>	<b>174</b>	<b>15</b>	<b>203</b>
Utah	Army	0	2	15	1	18
	Navy	0	0	2	0	2
	Air Force	1	0	11	62	74
	<b>Total</b>	<b>1</b>	<b>2</b>	<b>28</b>	<b>63</b>	<b>94</b>
Vermont	Army	0	0	9	0	9
	Navy	0	0	1	0	1
	Air Force	0	0	2	0	2
	<b>Total</b>	<b>0</b>	<b>0</b>	<b>12</b>	<b>0</b>	<b>12</b>
Virginia	Army	3	3	33	1	40
	Navy	3	6	45	21	75
	Air Force	1	1	5	1	8
	Marine Corps	1	0	11	0	12
	WHS	1	0	100	0	101
	<b>Total</b>	<b>9</b>	<b>10</b>	<b>194</b>	<b>23</b>	<b>236</b>
Washington	Army	1	0	24	4	29
	Navy	3	1	38	21	63
	Air Force	1	0	17	1	19
	Marine Corps	0	0	1	0	1
	<b>Total</b>	<b>5</b>	<b>1</b>	<b>80</b>	<b>26</b>	<b>112</b>

<i>Large Site</i>	= Total PRV greater than or equal to \$1.715B
<i>Medium Site</i>	= Total PRV less than \$1.715B and greater than or equal to \$915M
<i>Small Site</i>	= Total PRV less than \$915M and greater than 0
<i>Other Site</i>	= PRV equal to 0 (Zero) - primarily land records

## Site Size By Location - FY 2011 Baseline Data

<i>Location</i>	<i>Component</i>	<i>No. of Large Sites</i>	<i>No. of Medium Sites</i>	<i>No. of Small Sites</i>	<i>No. of Other Sites</i>	<i>Total Sites</i>
West Virginia	Army	0	0	31	1	32
	Navy	0	0	5	0	5
	Air Force	0	0	2	0	2
	<b>Total</b>	<b>0</b>	<b>0</b>	<b>38</b>	<b>1</b>	<b>39</b>
Wisconsin	Army	1	0	30	2	33
	Navy	0	0	4	0	4
	Air Force	0	0	10	0	10
	Marine Corps	0	0	0	1	1
	<b>Total</b>	<b>1</b>	<b>0</b>	<b>44</b>	<b>3</b>	<b>48</b>
Wyoming	Army	0	0	2	3	5
	Air Force	0	1	84	2	87
	<b>Total</b>	<b>0</b>	<b>1</b>	<b>86</b>	<b>5</b>	<b>92</b>
<b>United States Total:</b>		111	103	3,803	434	4,451
Territories	Army	0	0	27	0	27
	Navy	3	1	32	20	56
	Air Force	0	0	11	0	11
	<b>Total</b>	<b>3</b>	<b>1</b>	<b>70</b>	<b>20</b>	<b>94</b>
Overseas	Army	5	8	272	31	316
	Navy	4	3	98	9	114
	Air Force	9	5	191	11	216
	Marine Corps	3	2	10	5	20
	<b>Total</b>	<b>21</b>	<b>18</b>	<b>571</b>	<b>56</b>	<b>666</b>
<b>Worldwide Total:</b>		135	122	4,444	510	5,211

<i>Large Site</i>	= Total PRV greater than or equal to \$1.715B
<i>Medium Site</i>	= Total PRV less than \$1.715B and greater than or equal to \$915M
<i>Small Site</i>	= Total PRV less than \$915M and greater than 0
<i>Other Site</i>	= PRV equal to 0 (Zero) - primarily land records

**THIS PAGE INTENTIONALLY LEFT BLANK**

**DEPARTMENT OF DEFENSE**

**Base Structure Report – As of 30 Sept 2011**

**V. TOTAL DOD INVENTORY**

**DEPARTMENT OF DEFENSE**  
**Base Structure Report - As of 30 Sept 2011**

SITE	BRAC 2005	COMPONENT	NAME NEAREST CITY	BUILDINGS						ACRES OWNED	TOTAL ACRES	PRV (\$M)	MIL	CIV	OTHER
				OWNED		LEASED		OTHER							
				COUNT	SQFT	COUNT	SQFT	COUNT	SQFT						
<b>Alabama</b>															
10C Stagefield		Army Active	Fort Rucker	5	2,933	0	0	0	0	180	180	13.1	0	0	0
Abston ANG5		AF Guard	Montgomery	8	81,723	0	0	0	0	0	27	17.8	52	0	0
Allen Stagefield		Army Active	Wiksburg	5	3,599	0	0	0	0	114	114	13.5	0	0	0
Anniston Army Depot		Army Active	Anniston	1,812	9,443,264	0	0	0	0	15,320	15,322	2,467.6	11	4,615	56
Barin Field		Navy Active	Foley	7	16,054	0	0	0	0	763	818	40.3	0	0	0
Bill Nichols USARC/ECS 158		Army Reserve	Anniston	2	61,185	0	0	0	0	17	17	16.8	324	30	0
Birmingham Airport		AF Guard	Birmingham	39	347,364	0	0	0	0	0	140	117.2	1,026	0	0
Brown (4B) Stagefield		Army Active	New Brockton	5	3,253	0	0	0	0	176	176	13.2	0	0	0
Cairns Basefield		Army Active	Daleville	66	545,502	0	0	0	0	1,326	1,326	217.9	0	0	0
Dothan Regional Airport (ANGS)		AF Guard	Dothan	4	54,759	0	0	0	0	0	21	10.3	194	0	0
Fort Benning AL		Army Active	Fort Mitchell	66	59,693	0	0	3	281	12,138	12,138	43.3	0	0	0
Fort McClellan		Army Active	Anniston	7	90,031	0	0	0	0	491	491	19.6	0	0	0
Fort McClellan ARNG Training Center		Army Guard	Anniston	222	992,075	0	0	0	0	22,583	22,583	293.2	1,075	124	143
Fort Rucker		Army Active	Fort Rucker	685	4,897,929	5	17,820	637	1,712,522	57,776	59,261	1,527.5	5,329	2,713	687
Goldberg Stagefield		Army Active	Ozark	5	6,076	0	0	0	0	101	101	12.4	0	0	0
Highbluff Stagefield		Army Active	Hartford	5	3,847	0	0	0	0	190	190	12.1	0	0	0
Horace B Hanson USARC		Army Reserve	Birmingham	3	99,804	0	0	0	0	14	14	20.1	652	17	0
Hunt Stagefield		Army Active	Ozark	4	4,139	0	0	0	0	153	153	12.9	0	0	0
Louisville Stagefield		Army Active	Louisville	2	4,344	0	0	0	0	104	104	10.4	0	0	0
Maxwell AFB		AF Active	Maxwell AFB	260	4,934,750	0	0	0	0	2,528	3,543	1,386.4	1,707	1,392	0
Maxwell AFB Gunter Annex		AF Active	Gunter AFB	58	1,748,649	2	31,347	0	0	353	371	408.6	490	462	0
Montgomery ANG5		AF Guard	Montgomery	6	65,123	0	0	0	0	12	12	14.6	110	0	0
Montgomery Regional Airport ANGB		AF Guard	Montgomery	45	368,416	0	0	0	0	0	70	103.4	1,190	0	0
NOLF Brewton		Navy Active	Brewton	0	0	1	100	2	1,070	0	653	37.2	0	0	0
NOLF Evergreen		Navy Active	Evergreen	0	0	2	7,746	0	0	136	444	25.0	0	0	0
NOLF Silverhill		Navy Active	Daphne	2	1,443	0	0	0	0	400	400	29.4	0	0	0
NOLF Summerdale		Navy Active	Summerdale	2	1,043	0	0	0	0	565	567	30.6	0	0	0
NOLF Wolf		Navy Active	Summerdale	1	240	0	0	0	0	422	422	32.7	0	0	0
NOSC-MCRC Bessemer AI		Navy Reserve	Bessemer	10	72,369	0	0	0	0	16	16	14.3	15	0	0
Redstone Arsenal		Army Active	Huntsville	1,565	13,285,911	4	65,712	28	239,403	30,920	37,910	4,395.6	1,687	17,281	1,329
Shell Basefield		Army Active	Enterprise	19	72,270	0	0	0	0	312	312	48.8	0	0	0
Skelly Stagefield		Army Active	Kinston	3	6,113	0	0	0	0	193	193	13.4	0	0	0

\* US Locations that do not meet criteria of at least ten (10) Acres AND at least \$10M PRV. US Territories and Non-US Locations that do not meet criteria of at least ten (10) Acres OR at least \$10M PRV.

**DEPARTMENT OF DEFENSE**  
**Base Structure Report - As of 30 Sept 2011**

SITE	BRAC 2005	COMPONENT	NAME NEAREST CITY	BUILDINGS						ACRES OWNED	TOTAL ACRES	PRV (\$M)	MIL	CIV	OTHER
				OWNED		LEASED		OTHER							
				COUNT	SQFT	COUNT	SQFT	COUNT	SQFT						
Stinson (5AB) Stagefield		Army Active	New Brockton	5	3,433	0	0	0	0	191	191	13.1	0	0	0
Toth Stagefield		Army Active	Dothan	4	3,177	0	0	1	220	128	128	15.6	0	0	0
* OTHER SITE(S) : 65				117	761,689	20	238,963	0	0	678	910	228.8	2,999	58	0
<b>Alabama Total:</b>				<b>5,049</b>	<b>38,042,200</b>	<b>34</b>	<b>361,688</b>	<b>671</b>	<b>1,953,496</b>	<b>148,299</b>	<b>159,318</b>	<b>11,676.8</b>	<b>16,861</b>	<b>26,692</b>	<b>2,215</b>
<b>Alaska</b>															
Back Island		Navy Active	Ketchikan	4	25,060	0	0	0	0	0	15	95.2	0	0	0
Barter Island Dew Station Bar		AF Active	Kaktovik	7	65,887	0	0	0	0	0	641	238.1	0	0	0
Big Mountain Radio Relay Site		AF Active	Iliamna	0	0	0	0	0	0	0	402	51.2	0	0	0
Birch Lake Recreation Annex		AF Active	Eielson AFB	32	18,046	0	0	0	0	49	51	12.8	0	0	0
Black Rapids Training Area		Army Active	Delta Junction	9	40,210	0	0	0	0	0	2,785	20.3	0	0	0
Blair Lake Air Force Rangeex		AF Active	Eielson AFB	3	31,600	0	0	0	0	0	33,963	28.0	0	0	0
Cape Lisburne Long Range Radar Site		AF Active	Point Hope	7	46,258	0	0	0	0	0	1,125	152.7	0	0	0
Cape Newenham Long Range Radar Site		AF Active	Platinum	9	54,720	0	0	0	0	0	2,359	175.9	0	0	0
Cape Romanzof Long Range Radar Site		AF Active	Hooper Bay	8	36,745	0	0	0	0	0	4,900	58.2	0	0	0
Chena River Research Site		AF Active	Eielson AFB	2	420	0	0	0	0	3,791	3,791	48.9	0	0	0
Clear AB		AF Active	Clear A.F.B.	55	884,811	0	0	0	0	11,438	11,438	635.7	117	60	0
Cold Bay Long Range Radar Site		AF Active	Cold Bay	5	13,548	0	0	0	0	0	208	47.4	0	0	0
Donnelly Training Area		Army Active	Delta Junction	47	124,906	0	0	1	64	0	631,693	345.2	0	0	0
Eareckson AS		AF Active	Adak Station	71	1,167,512	0	0	0	0	0	3,520	2,441.4	0	0	0
Eielson AFB		AF Active	North Pole	496	6,458,383	123	1,028,875	1	82,750	24,383	24,429	4,637.8	2,566	446	0
Elmendorf AFB		AF Active	Elmendorf AFB	404	8,158,163	0	0	3	32,727	20,818	22,280	4,757.2	3,191	485	0
Fairbanks Eielson Pipeline		Army Active	Fort Wainwright	0	0	0	0	0	0	17	120	287.5	0	0	0
Flaxman Island Range Radar Site		AF Active	Deadhorse	12	25,438	0	0	0	0	0	605	100.5	0	0	0
Fort Greely		Army Active	Delta Junction	148	1,241,384	0	0	11	55,356	0	7,200	1,116.5	493	427	291
Fort Richardson		AF Active	Fort Richardson	488	5,692,445	0	0	0	0	60,749	61,032	3,039.1	6,584	832	549
Fort Wainwright		Army Active	Fort Wainwright	362	6,242,665	0	0	311	1,833,593	3,417	656,211	4,246.7	6,542	1,248	292
Fort Yukon Long Range Radar Site		AF Active	Fort Yukon	6	47,303	0	0	0	0	0	84	25.7	0	0	0
Gerstle River Arctic Test Site		Army Active	Dot Lake	0	0	0	0	0	0	0	20,750	11.0	0	0	0
Haarp Research Station		AF Active	Gakona	23	14,720	0	0	10	31,174	5,408	5,408	60.4	0	0	0
Haines Terminal		Army Active	Haines	0	0	0	0	0	0	170	200	19.5	0	0	0

\* US Locations that do not meet criteria of at least ten (10) Acres AND at least \$10M PRV. US Territories and Non-US Locations that do not meet criteria of at least ten (10) Acres OR at least \$10M PRV.

**DEPARTMENT OF DEFENSE**  
**Base Structure Report - As of 30 Sept 2011**

SITE	BRAC 2005	COMPONENT	NAME NEAREST CITY	BUILDINGS						ACRES OWNED	TOTAL ACRES	PRV (\$M)	MIL	CIV	OTHER
				OWNED		LEASED		OTHER							
				COUNT	SQFT	COUNT	SQFT	COUNT	SQFT						
Indian Mountain Long Range Radar Site		AF Active	Hughes	8	33,230	0	0	0	0	0	4,226	169.0	0	0	0
Kalakaket Creek Radio Relay Site		AF Active	Ruby	6	24,424	0	0	0	0	0	316	53.0	0	0	0
King Salmon Airport		AF Active	King Salmon	0	0	0	0	58	379,194	192	927	937.6	0	0	0
Kotzebue Long Range Radar Site		AF Active	Kotzebue	2	4,511	0	0	0	0	0	676	13.9	0	0	0
Lonely Short Range Radar Site		AF Active	Barrow	0	0	0	0	13	27,465	0	1,082	165.8	0	0	0
NARL Barrow Camp Tr1		Navy Active	Barrow	4	37,858	0	0	0	0	0	688	45.5	0	0	0
Nikolski Radio Relay Site		AF Active	Nikolski	1	120	0	0	0	0	0	323	14.6	0	0	0
North River Radio Relay Site		AF Active	Unalakleet	0	0	0	0	0	0	0	144	22.4	0	0	0
Oliktok Long Range Radar Site		AF Active	Deadhorse	5	36,636	0	0	0	0	160	832	116.3	0	0	0
Point Barrow Long Range Radar Site		AF Active	Barrow	0	0	0	0	6	52,965	0	266	95.1	0	0	0
Point Lay Long Range Radar Site		AF Active	Point Lay	3	25,036	0	0	3	11,604	0	1,442	116.3	0	0	0
Seward Recreation Area		Army Active	Seward	3	5,348	0	0	19	49,627	0	12	13.5	0	0	0
Sparrevohn Long Range Radar Site		AF Active	Lime Village	7	37,855	0	0	0	0	0	1,179	174.7	0	0	0
Tatalina Long Range Radar Site		AF Active	McGrath	7	37,367	0	0	0	0	0	4,970	82.4	0	0	0
Ted Stevens IAP		AF Guard	Anchorage	37	424,900	0	0	0	0	0	129	237.8	1,505	0	0
Tin City Long Range Radar Site		AF Active	Wales	6	83,453	0	0	0	0	38	723	172.9	0	0	0
Wainwright Short Range Radar Site		AF Active	Wainwright	3	2,628	0	0	5	19,994	0	1,519	143.4	0	0	0
Whittier Anchorage Pipeline		Army Active	Whittier	1	416	0	0	0	0	165	359	215.6	0	0	0
Yukon Command TS		Army Active	Fairbanks	8	18,052	0	0	0	0	184	287,418	217.4	0	0	0
Yukon Weapons Range		AF Active	Eielson AFB	8	7,337	0	0	0	0	118	246	10.3	0	0	0
<b>* OTHER SITE(S) : 110</b>				<b>134</b>	<b>282,347</b>	<b>7</b>	<b>9,889</b>	<b>0</b>	<b>0</b>	<b>609</b>	<b>248,150</b>	<b>237.7</b>	<b>0</b>	<b>0</b>	<b>0</b>
<b>Alaska Total:</b>				<b>2,441</b>	<b>31,451,742</b>	<b>130</b>	<b>1,038,764</b>	<b>441</b>	<b>2,576,513</b>	<b>131,706</b>	<b>2,050,838</b>	<b>25,908.0</b>	<b>20,998</b>	<b>3,498</b>	<b>1,132</b>
<b>American Samoa</b>															
Te O USARC		Army Reserve	Pago Pago	6	90,234	1	7,200	1	7,380	18	110	77.3	353	20	0
<b>American Samoa Total:</b>				<b>6</b>	<b>90,234</b>	<b>1</b>	<b>7,200</b>	<b>1</b>	<b>7,380</b>	<b>18</b>	<b>110</b>	<b>77.3</b>	<b>353</b>	<b>20</b>	<b>0</b>
<b>Arizona</b>															
Air Force Plant 44		AF Active	Tucson	71	1,030,468	0	0	0	0	2,208	2,215	254.6	0	0	0
Barnes Hall USARC		Army Reserve	Phoenix	5	63,256	0	0	0	0	12	12	15.9	482	25	0
Barry Goldwater Range		MC Active	Yuma	53	186,899	0	0	0	0	691,759	691,759	181.5	0	0	0
Camp Navajo		Army Guard	Bellemont	896	2,990,322	0	0	0	0	2,657	28,345	951.7	0	0	0

\* US Locations that do not meet criteria of at least ten (10) Acres AND at least \$10M PRV. US Territories and Non-US Locations that do not meet criteria of at least ten (10) Acres OR at least \$10M PRV.



**DEPARTMENT OF DEFENSE**  
**Base Structure Report - As of 30 Sept 2011**

SITE	BRAC 2005	COMPONENT	NAME NEAREST CITY	BUILDINGS						ACRES OWNED	TOTAL ACRES	PRV (\$M)	MIL	CIV	OTHER
				OWNED		LEASED		OTHER							
				COUNT	SQFT	COUNT	SQFT	COUNT	SQFT						
Davis-Monthan AFB		AF Active	Davis Monthan AFB	518	4,674,705	0	0	1	18,945	4,147	9,684	1,911.6	6,513	1,191	0
Fort Huachuca		Army Active	Sierra Vista	594	5,705,963	0	0	47	312,666	58,142	73,398	2,283.1	7,203	3,536	2,715
Gila Bend Air Force Auxiliary Field		AF Active	Gila Bend	42	143,630	0	0	0	0	640	1,886	108.6	0	0	0
Herrea Hall USARC		Army Reserve	Mesa	4	91,663	0	0	0	0	13	13	21.5	896	2	0
Luke AFB		AF Active	Luke AFB	372	3,781,594	0	0	0	0	2,933	4,833	1,365.7	3,448	963	0
Luke Air Force Auxiliary Field 1		AF Active	Wittmann	1	600	0	0	0	0	400	1,105	142.8	0	0	0
Luke Waste Annex		AF Active	Glendale	11	23,906	0	0	0	0	0	46	14.9	0	0	0
MCAS Yuma		MC Active	Yuma	316	2,598,100	0	0	409	1,272,480	7,151	7,678	1,766.3	10,286	10,503	0
MCAS Yuma Hsg-Off Base FY81		MC Active	Yuma	0	0	0	0	54	182,716	23	23	80.1	0	0	0
NAVOBSSTA Flagstaff AZ		Navy Active	Flagstaff	12	37,890	0	0	0	0	278	282	12.8	0	0	0
NG Buckeye TS		Army Guard	Buckeye	8	100,980	0	0	0	0	1,481	1,481	22.7	444	9	4
NG Florence Military Reservation		Army Guard	Florence	15	42,797	0	0	0	0	6,495	6,495	33.2	559	7	12
NG Papago Military Reservation		Army Guard	Phoenix	51	500,596	0	0	0	0	0	418	147.5	2,039	396	301
Papago ANGSS		AF Guard	Phoenix	4	40,364	0	0	0	0	0	12	10.7	0	0	0
Sky Harbor IAP		AF Guard	Phoenix	18	277,865	0	0	0	0	0	60	96.5	878	0	0
The Barry M Goldwater Air Force Range		AF Active	Gila Bend	9	8,708	0	0	0	0	1,179,755	2,671,679	158.0	0	0	0
Tucson IAP		AF Guard	Tucson	39	598,497	0	0	1	3,000	94	98	191.2	1,580	19	0
Williams AFB		AF Active	Mesa	2	3,368	0	0	0	0	145	145	34.6	0	0	0
Yuma Proving Ground		Army Active	Yuma	469	1,753,451	0	0	2	8,644	171,141	1,008,913	1,375.4	442	780	226
Yuma Radar Site (TARS 1)		AF Active	Yuma	6	8,955	0	0	0	0	0	62	10.4	0	0	0
<b>* OTHER SITE(S) : 25</b>				<b>98</b>	<b>327,875</b>	<b>2</b>	<b>36,560</b>	<b>9</b>	<b>16,147</b>	<b>2,079</b>	<b>50,868</b>	<b>122.5</b>	<b>1,409</b>	<b>4</b>	<b>0</b>
<b>Arizona Total:</b>				<b>3,614</b>	<b>24,992,452</b>	<b>2</b>	<b>36,560</b>	<b>523</b>	<b>1,814,598</b>	<b>2,131,552</b>	<b>4,561,510</b>	<b>11,314.0</b>	<b>36,179</b>	<b>17,435</b>	<b>3,258</b>
<b>Arkansas</b>															
63rd RRC - ECS 15		Army Reserve	Fort Smith	5	109,401	4	82,278	0	0	39	39	45.0	0	0	0
Fort Chaffee MTC		Army Guard	Fort Smith	409	1,870,010	0	0	0	0	64,272	64,272	654.9	926	108	212
Fort Smith MAP		AF Guard	Fort Smith	41	386,144	0	0	0	0	0	142	114.9	1,050	0	0
Little Rock AFB		AF Active	Little Rock	355	3,946,740	0	0	0	0	6,772	6,929	1,598.7	6,131	540	0
Maurice Britt USARC		Army Reserve	North Little Rock	15	226,849	0	0	0	0	43	43	51.5	1,158	0	0
Pine Bluff Arsenal		Army Active	White Hall	894	3,555,651	0	0	0	0	13,493	13,493	1,288.7	6	1,177	102
<b>* OTHER SITE(S) : 18</b>				<b>67</b>	<b>281,562</b>	<b>0</b>	<b>0</b>	<b>0</b>	<b>0</b>	<b>417</b>	<b>958</b>	<b>67.5</b>	<b>1,399</b>	<b>81</b>	<b>7</b>
<b>Arkansas Total:</b>				<b>1,786</b>	<b>10,376,356</b>	<b>4</b>	<b>82,278</b>	<b>0</b>	<b>0</b>	<b>85,036</b>	<b>85,876</b>	<b>3,821.1</b>	<b>10,670</b>	<b>1,906</b>	<b>321</b>

\* US Locations that do not meet criteria of at least ten (10) Acres AND at least \$10M PRV. US Territories and Non-US Locations that do not meet criteria of at least ten (10) Acres OR at least \$10M PRV.

**DEPARTMENT OF DEFENSE**  
**Base Structure Report - As of 30 Sept 2011**

SITE	BRAC 2005	COMPONENT	NAME NEAREST CITY	BUILDINGS						ACRES OWNED	TOTAL ACRES	PRV (\$M)	MIL	CIV	OTHER
				OWNED		LEASED		OTHER							
				COUNT	SQFT	COUNT	SQFT	COUNT	SQFT						
<b>California</b>															
Air Force Plant 42		AF Active	Palmdale	113	3,415,777	0	0	0	0	6,131	6,131	1,364.6	11	200	0
Beale AFB		AF Active	Beale AFB	1,088	4,002,835	0	0	0	0	22,439	22,451	2,070.9	4,207	716	0
Bell MD		Army Reserve	Bell	3	237,841	0	0	0	0	45	45	56.4	2,016	0	0
BT Collins USARC/OMS/AMSA (G)		Army Reserve	Sacramento	10	191,585	0	0	0	0	38	38	55.1	1,005	29	5
Channel Islands ANGS		AF Guard	Port Hueneme	23	345,323	0	0	0	0	206	206	257.2	1,153	0	0
Choc Mt Air Gnry Rng		MC Active	Niland	4	43,066	0	0	0	0	231,677	459,506	17.3	0	0	0
CSO Hunters Point Annex		Navy Active	San Francisco	159	3,012,186	0	0	0	0	858	858	1,995.4	0	0	0
CSO NAS Alameda		Navy Active	Alameda	338	6,079,107	0	0	0	0	2,377	2,377	2,529.2	0	0	0
CSO NS Treasure Island		Navy Active	San Francisco	134	2,114,660	1	30,000	0	0	995	996	1,025.6	0	0	0
CSO NSY Long Beach		Navy Active	Long Beach	24	708,549	0	0	0	0	390	396	264.7	0	0	0
CSO NSY Mare Island		Navy Active	Vallejo	97	943,793	0	0	0	0	860	860	383.1	0	0	0
Davis Communications Annex Site 1		AF Active	Davis	4	29,524	0	0	0	0	160	160	19.8	0	0	0
Defense Distribution Region West Sharpe Site		Army Active	French Camp	77	4,087,586	0	0	1	12,092	724	724	864.2	163	0	42
Defense Distribution Region West Tracy		Army Active	Tracy	58	5,413,036	1	4,850	0	0	908	908	1,152.1	3	25	1
Edwards AFB		AF Active	Edwards	1,245	8,537,857	1	25,913	115	326,021	288,997	307,517	5,445.1	1,914	3,822	0
El Monte USARC		Army Reserve	South El Monte	4	38,348	0	0	0	0	0	11	11.2	461	0	0
Esteros Bay Fuel Complex		Navy Active	Morro Bay	6	1,960	0	0	0	0	175	175	333.0	0	0	0
Former NAVPHIBASE Coronado		Navy Active	Coronado	159	2,062,008	0	0	193	872,860	760	762	1,073.4	768	104	0
Fort Hunter Liggett		Army Reserve	Jolon	309	1,107,477	0	0	1	4,386	116,785	164,261	714.1	1,421	252	193
Fort MacArthur FH Annex		AF Active	Long Beach	40	278,958	0	0	0	0	191	193	112.6	0	0	0
Fort Ord		Army Active	Seaside	0	0	0	0	0	0	14,159	14,159	132.9	0	0	0
Fresno Yosemite International (ANG)		AF Guard	Fresno	32	309,279	0	0	0	0	0	102	129.9	1,054	0	0
Garden Grove USARC		Army Reserve	Garden Grove	4	39,771	0	0	0	0	14	14	10.5	744	0	0
George AFB		AF Active	George AFB	50	530,812	0	0	0	0	3,739	4,055	627.0	0	0	0
Hayward MAP (ANG)		AF Guard	Hayward	17	148,452	0	0	0	0	0	27	47.3	37	0	0
Heroic War Dead of Oakland USARC		Army Reserve	Oakland	0	0	8	79,329	0	0	0	16	25.4	0	0	0
Holderman Hall USARC		Army Reserve	Los Angeles	3	84,052	0	0	0	0	10	10	22.0	572	0	0
Holtville Carrier LS		Navy Active	El Centro	0	0	0	0	0	0	0	110	22.5	0	0	0
Laguna Peak CA		Navy Active	Point Mugu	9	13,353	0	0	0	0	39	39	14.3	0	0	0

\* US Locations that do not meet criteria of at least ten (10) Acres AND at least \$10M PRV. US Territories and Non-US Locations that do not meet criteria of at least ten (10) Acres OR at least \$10M PRV.

**DEPARTMENT OF DEFENSE**  
**Base Structure Report - As of 30 Sept 2011**

SITE	BRAC 2005	NAME NEAREST CITY	BUILDINGS						ACRES OWNED	TOTAL ACRES	PRV (\$M)	MIL	CIV	OTHER
			OWNED		LEASED		OTHER							
			COUNT	SQFT	COUNT	SQFT	COUNT	SQFT						
Lincoln Communication Annex	AF Active	Lincoln	2	16,264	0	0	0	0	358	358	20.8	0	0	0
Long Beach Fuel Complex	Navy Active	Long Beach	8	8,353	0	0	0	0	11	11	51.9	0	0	0
Los Angeles AFB	AF Active	El Segundo	22	961,670	0	0	0	0	54	56	297.5	1,178	1,407	0
Los Angeles Air Force Annex No.4	AF Active	Carson	1	85,000	0	0	0	0	23	23	25.5	0	0	0
March AFB	AF Active	Woodcrest	165	338,544	1	400	1	26,880	1,543	1,558	285.4	27	56	0
March ARB	AF Reserve	Woodcrest	208	2,569,432	0	0	0	0	2,138	2,386	1,233.3	1,699	1,007	0
March USARC	Army Reserve	Riverside	10	192,400	0	0	0	0	69	69	45.5	627	15	0
Mare Island USARC/OMS/Marine AMSA	Army Reserve	Vallejo	7	91,230	0	0	0	0	34	34	83.2	1,025	15	0
Mather AFB	AF Active	Rancho Cordova	183	1,461,949	0	0	0	0	4,359	4,488	998.4	0	0	0
MCAS El Toro LIFOC	MC Active	Irvine	8	78,160	0	0	0	0	423	423	19.4	0	0	0
MCAS Miramar	MC Active	San Diego	479	5,919,547	1	720	302	1,219,494	21,227	22,941	2,830.8	18,417	9,300	0
MCAS Tustin Carve-Out 2, 5B, 9	MC Active	Tustin	41	470,215	0	0	0	0	34	34	150.6	0	0	0
MCB Camp Pendleton	MC Active	Camp Pendleton	1,865	19,826,720	40	72,624	3,202	13,225,219	124,864	127,159	9,692.5	46,835	45,852	0
McClellan AFB	AF Active	McClellan AFB	359	8,755,372	0	0	1	16,000	2,777	2,873	2,945.3	32	21	0
McClellan FH Annex	AF Active	McClellan AFB	285	644,415	0	0	0	0	7	12	112.9	0	0	0
MCLB Barstow	MC Active	Barstow	166	2,455,496	0	0	0	0	1,286	3,725	668.5	1,070	4,710	0
MCLB Barstow Yermo Area	MC Active	Barstow	94	1,935,947	0	0	0	0	1,366	1,681	652.4	0	0	0
MCRD San Diego	MC Active	San Diego	136	2,509,993	0	0	11	23,961	428	428	775.7	60,735	8,514	0
MCRD San Diego Former NTC	MC Active	San Diego	4	117,092	0	0	0	0	72	72	44.7	0	0	0
Military Ocean Terminal Concord	Army Active	Concord	169	410,291	1	1	0	0	6,100	6,100	543.9	7	36	0
Moffett Community Housing	Army Reserve	Mountain View	9	357,988	0	0	89	635,502	140	140	235.5	1,820	316	0
MTC-H Camp Roberts	Army Guard	San Miguel	732	2,897,744	0	0	0	0	42,814	42,814	1,090.6	1,208	150	285
MWTC Bridgeport	MC Active	Coleville	47	315,980	0	0	0	0	744	47,204	125.1	0	0	0
NAF El Centro	Navy Active	El Centro	195	1,083,445	0	0	58	145,657	1,636	1,711	751.3	503	106	0
NAS Lemoore	Navy Active	Lemoore Nas	249	3,603,800	0	0	918	3,123,841	29,823	29,823	2,581.8	2,738	516	0
NAS Moffett Field	AF Guard	Moffett Field	23	295,772	0	0	0	0	161	161	122.1	1,038	13	0
Naval Medical Center San Diego	Navy Active	San Diego	22	2,112,547	0	0	4	11,771	76	76	1,118.8	3,038	2,870	0
NAVBASE Ventura City Point Mugu	Navy Active	Point Mugu	500	3,925,990	0	0	357	671,621	4,484	4,484	1,872.0	768	1,221	0
NAVPHIBASE Seal Side	Navy Active	Coronado	31	583,508	0	0	0	0	72	329	155.4	0	0	0
NAVPMOSSP Mtn View	Navy Active	Mountain View	12	785,873	0	0	0	0	343	343	269.8	0	0	0
NAVSUPPDET Monterey	Navy Active	Monterey	71	1,384,999	0	0	0	0	138	140	498.8	853	1,737	0
NAVSUPPDET Monterey Dixon Transmitter Fac	Navy Active	Dixon	27	87,918	0	0	0	0	1,285	1,285	49.4	0	0	0

\* US Locations that do not meet criteria of at least ten (10) Acres AND at least \$10M PRV. US Territories and Non-US Locations that do not meet criteria of at least ten (10) Acres OR at least \$10M PRV.

**DEPARTMENT OF DEFENSE**  
**Base Structure Report - As of 30 Sept 2011**

SITE	BRAC 2005	COMPONENT	NAME NEAREST CITY	BUILDINGS						ACRES OWNED	TOTAL ACRES	PRV (\$M)	MIL	CIV	OTHER
				OWNED		LEASED		OTHER							
				COUNT	SQFT	COUNT	SQFT	COUNT	SQFT						
NAVSUPDET Monterey La Mesa Village		Navy Active	Monterey	15	87,786	0	0	257	888,051	298	298	202.5	0	0	0
NAVSUPDET Monterey Navy School Annex		Navy Active	Monterey	26	190,623	0	0	0	0	120	136	88.2	0	0	0
NAWS China Lake		Navy Active	China Lake	1,079	4,511,811	0	0	373	830,686	81,954	606,926	3,424.3	524	3,770	0
NAWS China LakeRandsburg Wash Area		Navy Active	Trona	51	159,626	0	0	0	0	4,541	503,468	87.8	0	0	0
NB Coronado		Navy Active	San Diego	564	8,881,634	0	0	60	146,571	2,803	2,804	4,062.2	12,577	3,889	0
NB Coronado Camp Morena		Navy Active	Jacumba	0	0	0	0	24	54,795	0	62	14.2	0	0	0
NB Coronado Clev NF Survival Tra		Navy Active	Warner Springs	45	49,149	0	0	0	0	0	6,106	15.5	0	0	0
NB Coronado Imperial Beach		Navy Active	Imperial Beach	54	449,389	0	0	29	335,587	1,258	1,294	310.6	0	0	0
NB Coronado Lofgren Terrace		Navy Active	Chula Vista	0	0	0	0	53	375,010	37	37	63.5	0	0	0
NB Coronado Silver Strand		Navy Active	Imperial Beach	12	108,319	0	0	0	0	549	549	42.4	0	0	0
NB Point Loma		Navy Active	San Diego	122	1,046,619	0	0	15	34,609	0	336	540.6	3,883	9,926	0
NB Point Loma Admiral Hartman Housing 1		Navy Active	San Diego	0	0	0	0	92	150,991	46	46	43.5	0	0	0
NB Point Loma Admiral Hartman Housing 2		Navy Active	San Diego	0	0	0	0	56	90,881	54	54	14.7	0	0	0
NB Point Loma Admiral Hartman Housing 3		Navy Active	San Diego	0	0	0	0	288	488,696	54	54	79.3	0	0	0
NB Point Loma C3F Complex		Navy Active	San Diego	15	384,879	0	0	0	0	91	91	133.2	0	0	0
NB Point Loma Chesterton Hsg		Navy Active	San Diego	1	6,863	0	0	434	808,938	144	144	151.9	0	0	0
NB Point Loma Fleet ASW		Navy Active	San Diego	44	1,118,758	0	0	0	0	66	66	341.5	0	0	0
NB Point Loma Fuel Farm		Navy Active	San Diego	38	75,098	0	0	0	0	14	206	291.9	0	0	0
NB Point Loma Old Town		Navy Active	San Diego	13	1,465,324	0	0	0	0	47	47	446.0	0	0	0
NB Point Loma SPAWARS South		Navy Active	San Diego	10	31,130	0	0	0	0	65	65	11.0	0	0	0
NB Point Loma SPAWARSSCEN		Navy Active	San Diego	260	1,886,252	0	0	0	0	3	501	709.7	0	0	0
NB San Diego		Navy Active	San Diego	190	2,681,665	0	0	4	26,572	837	856	2,050.4	11,408	4,867	0
NB San Diego Bayview Hills Housing		Navy Active	San Diego	1	5,500	0	0	199	1,622,259	162	162	273.5	0	0	0
NB San Diego Broadway Complex		Navy Active	San Diego	8	893,004	0	0	0	0	20	22	198.4	0	0	0
NB San Diego Chollas Heights Hsg		Navy Active	San Diego	0	0	0	0	91	556,930	78	78	98.2	0	0	0
NB San Diego Dryside		Navy Active	San Diego	125	3,182,601	0	0	9	1,470,726	288	288	1,246.3	0	0	0
NB San Diego Eucalyptus Housing		Navy Active	San Diego	0	0	0	0	57	487,888	41	41	79.2	0	0	0
NB San Diego Home Terrace Condos		Navy Active	San Diego	0	0	0	0	27	126,842	10	10	21.9	0	0	0
NB San Diego Howard Gilmore		Navy Active	La Mesa	0	0	0	0	48	759,257	38	38	114.5	0	0	0

\* US Locations that do not meet criteria of at least ten (10) Acres AND at least \$10M PRV. US Territories and Non-US Locations that do not meet criteria of at least ten (10) Acres OR at least \$10M PRV.

**DEPARTMENT OF DEFENSE**  
**Base Structure Report - As of 30 Sept 2011**

SITE	BRAC 2005	COMPONENT	NAME NEAREST CITY	BUILDINGS						ACRES OWNED	TOTAL ACRES	PRV (\$M)	MIL	CIV	OTHER
				OWNED		LEASED		OTHER							
				COUNT	SQFT	COUNT	SQFT	COUNT	SQFT						
NB San Diego Mission Gorge		Navy Active	San Diego	15	28,606	0	0	0	0	448	448	28.2	0	0	0
NB San Diego Murphy Canyon		Navy Active	San Diego	4	30,360	0	0	1,128	4,619,875	733	733	858.0	0	0	0
NB San Diego National City		Navy Active	National City	3	246,875	0	0	0	0	56	56	36.5	0	0	0
NB San Diego Pomerado Terrace		Navy Active	San Diego	0	0	0	0	23	263,281	52	52	45.5	0	0	0
NB San Diego Terrace View Villas		Navy Active	San Diego	0	0	0	0	65	244,748	17	17	40.2	0	0	0
NG Hammer Field		Army Guard	Fresno	3	96,227	0	0	0	0	15	15	27.5	445	44	8
NG Moreno Valley		Army Guard	Riverside	2	53,126	0	0	0	0	16	16	14.4	487	0	15
NG Sacramento Mather		Army Guard	Mather AFB	9	97,428	0	0	0	0	30	30	45.9	107	63	0
NG TS MD Los Alamitos		Army Guard	Los Alamitos	190	1,461,690	0	0	0	0	1,630	1,630	571.0	2,149	167	1,208
Norwalk 2		AF Reserve	Norwalk	10	7,837	0	0	0	0	47	55	157.5	0	0	0
Norwalk Fuel Complex		Navy Active	Norwalk	1	676	0	0	0	0	17	18	85.9	0	0	0
NOSC Alameda		Navy Reserve	Alameda	5	96,600	0	0	0	0	15	15	25.3	44	0	0
NOSC LA		Navy Reserve	Los Angeles	7	131,548	0	0	0	0	0	23	36.4	0	0	0
NOSC LA N62103		Navy Reserve	Los Angeles	6	142,462	0	0	0	0	11	11	35.9	0	0	0
NOSC Sacramento		Navy Reserve	Sacramento	4	53,337	0	0	0	0	20	20	14.0	0	0	0
NS Long Beach		Navy Active	Long Beach	2	412	0	0	0	0	776	776	53.6	0	0	0
NTC and Fort Irwin		Army Active	Fort Irwin	631	4,152,554	0	0	971	3,872,820	23,400	638,596	2,984.9	4,372	847	744
NWS Seal Beach		Navy Active	Seal Beach	271	1,990,213	0	0	38	453,117	5,023	5,023	839.3	0	0	0
NWS Seal Beach Corona		Navy Active	Norco	54	474,981	0	0	0	0	590	590	193.0	0	0	0
NWS Seal Beach Det Concord		Navy Active	Concord	339	1,571,454	0	0	0	0	5,038	5,038	671.7	0	0	0
NWS Seal Beach Fallbrook California		Navy Active	Fallbrook	262	987,414	0	0	0	0	8,851	8,851	427.7	0	0	0
Onizuka AFB		AF Active	Sunnyvale	22	612,651	0	0	0	0	23	23	202.2	2	36	0
Ord Military Community		Army Active	Seaside	54	585,807	0	0	898	2,162,002	938	938	682.9	0	0	0
Ozol Defense Fuel Support Point		AF Active	Martinez	5	4,538	0	0	0	0	54	75	123.1	0	0	0
Parks Reserve Forces Training Area		Army Reserve	Dublin	120	1,143,571	0	0	122	280,290	2,468	2,468	412.5	2,219	170	392
Patton Hall USARC		Army Reserve	Bell	4	154,235	0	0	0	0	21	21	39.1	1,569	12	0
Pillar Point AFS		AF Active	Half Moon Bay	15	26,411	0	0	0	0	55	55	13.8	0	0	0
Point Arena AFS		AF Active	Point Arena	47	92,706	0	0	0	0	74	83	36.9	0	0	0
Port Hueneme		Navy Active	Port Hueneme	401	5,527,614	47	375,248	196	725,414	1,793	1,793	2,384.9	1,354	3,297	0
Presidio Of Monterey		Army Active	Monterey	145	1,899,813	2	55,809	76	193,285	261	392	727.3	6,004	3,183	643
Riverbank AAP		Army Active	Modesto	121	752,695	0	0	0	0	172	172	335.7	0	0	175
Sacramento Army Depot		Army Active	Sacramento	5	9,470	0	0	0	0	48	48	17.1	0	0	0
San Clemente		Navy Active	San Clemente Nav Res	204	538,530	0	0	0	0	0	36,206	508.0	0	0	0

\* US Locations that do not meet criteria of at least ten (10) Acres AND at least \$10M PRV. US Territories and Non-US Locations that do not meet criteria of at least ten (10) Acres OR at least \$10M PRV.

**DEPARTMENT OF DEFENSE**  
**Base Structure Report - As of 30 Sept 2011**

SITE	BRAC 2005	COMPONENT	NAME NEAREST CITY	BUILDINGS						ACRES OWNED	TOTAL ACRES	PRV (\$M)	MIL	CIV	OTHER
				OWNED		LEASED		OTHER							
				COUNT	SQFT	COUNT	SQFT	COUNT	SQFT						
San Diego ANGS		AF Guard	San Diego	2	31,816	0	0	0	0	24	24	10.3	111	0	0
San Nicolas Island		Navy Active	San Nicolas Island	130	407,976	0	0	0	0	0	13,370	573.4	0	0	0
San Pedro Fuel Depot		Navy Active	Los Angeles	27	34,301	0	0	0	0	269	272	284.1	0	0	0
Santa Cruz Island		Navy Active	Goleta	9	13,883	0	0	0	0	0	11	31.0	0	0	0
SAT COM		Army Active	San Miguel	15	46,474	2	16,500	0	0	23	23	26.6	121	0	0
Sepulveda National Guard Station		AF Guard	Los Angeles	5	53,296	0	0	0	0	26	26	17.1	110	0	0
Sierra Army Depot		Army Active	Herlong Sierra Ord-D	1,037	5,256,455	0	0	0	0	30,625	36,096	1,567.6	28	1,385	62
Silas B. Hays		Army Active	Seaside	1	369,662	0	0	0	0	24	24	127.0	0	0	0
Travis AFB		AF Active	Fairfield	373	6,381,852	10	37,462	0	0	5,130	6,445	3,470.6	6,678	1,616	0
Travis Water System Annex 2		AF Active	Vacaville	12	23,421	0	0	0	0	206	206	16.4	0	0	0
Tulelake Radar Site		AF Active	Tulelake	4	17,140	0	0	0	0	0	928	24.3	0	0	0
Tustin USARC		Army Reserve	Irvine	2	42,213	0	0	0	0	15	15	12.0	646	0	30
Twentynine Palms Main Base		MC Active	Twentynine Palms	875	6,786,817	0	0	709	3,036,747	162,098	605,264	3,770.7	30,997	20,591	0
USMC Marine Corp Site 3		AF Guard	Fresno	10	51,185	0	0	0	0	0	15	17.8	0	0	0
Vandenberg AFB		AF Active	Lompoc	660	6,518,402	0	0	3	15,506	98,415	118,312	3,697.8	2,590	1,282	0
Vista Del Sol East		MC Active	Twentynine Palms	0	0	0	0	85	294,300	0	29	49.1	0	0	0
Vista Del Sol West		MC Active	Twentynine Palms	0	0	0	0	156	512,675	0	65	85.2	0	0	0
<b>* OTHER SITE(S) : 205</b>				<b>726</b>	<b>4,331,158</b>	<b>18</b>	<b>418,750</b>	<b>234</b>	<b>1,738,178</b>	<b>18,359</b>	<b>88,517</b>	<b>1,749.7</b>	<b>8,949</b>	<b>1,523</b>	<b>176</b>
<b>California Total:</b>				<b>19,662</b>	<b>190,614,770</b>	<b>133</b>	<b>1,117,606</b>	<b>12,073</b>	<b>47,982,831</b>	<b>1,403,091</b>	<b>3,988,761</b>	<b>94,488.9</b>	<b>256,521</b>	<b>#####</b>	<b>3,979</b>
<b>Colorado</b>															
Buckley AFB		AF Active	Aurora	207	3,429,972	0	0	0	0	3,414	4,239	1,113.8	2,221	492	0
Buckley Annex		AF Reserve	Denver	5	637,927	0	0	0	0	72	72	162.9	0	0	0
Cheyenne Mountain AFS		AF Active	Colorado Springs	59	425,150	0	0	0	0	499	567	190.1	319	181	0
Fort Carson		Army Active	Colorado Spgs	925	12,889,565	2	6,072	1,430	4,308,858	134,271	137,404	5,075.6	24,245	2,559	1,270
Fort Carson Weapons Range		AF Guard	Colorado Spgs	5	12,224	0	0	0	0	0	3,110	13.6	0	0	0
Greeley ANGS		AF Guard	Greeley	8	59,769	0	0	0	0	0	17	18.5	0	0	0
Joe P Martinez USARC/AMSA 100		Army Reserve	Denver	3	82,127	0	0	0	0	20	20	19.6	410	0	0
NG Firestone		Army Guard	Longmont	7	81,949	0	0	0	0	11	11	20.2	236	45	0
Peterson AFB		AF Active	Colorado Spgs	166	3,173,918	35	321,710	0	0	218	1,457	1,157.4	3,144	3,019	2
Pinon Canyon		Army Active	Model	41	77,815	0	0	0	0	235,896	235,896	84.1	0	15	0
Pueblo Chemical Depot		Army Active	Pueblo	1,113	5,471,768	0	0	0	0	23,121	23,121	1,465.5	3	485	13
Rocky Mountain Arsenal		Army Active	Commerce City	29	356,045	0	0	0	0	3,781	3,911	176.1	0	0	0
Schriever AFB		AF Active	Colorado Spgs	64	1,995,073	0	0	0	0	3,202	5,634	635.7	1,636	811	0

\* US Locations that do not meet criteria of at least ten (10) Acres AND at least \$10M PRV. US Territories and Non-US Locations that do not meet criteria of at least ten (10) Acres OR at least \$10M PRV.

**DEPARTMENT OF DEFENSE**  
**Base Structure Report - As of 30 Sept 2011**

SITE	BRAC 2005	COMPONENT	NAME NEAREST CITY	BUILDINGS						ACRES OWNED	TOTAL ACRES	PRV (\$M)	MIL	CIV	OTHER
				OWNED		LEASED		OTHER							
				COUNT	SQFT	COUNT	SQFT	COUNT	SQFT						
USAF Academy		AF Active	Air Force Academy	259	5,800,508	0	0	0	0	44,230	53,276	2,752.4	1,729	1,569	0
USAF Academy Auxiliary Airfield		AF Active	Calhan	1	1,651	0	0	0	0	0	197	11.4	0	0	0
William T. Fitzsimons USARC		Army Reserve	Aurora	5	135,248	0	0	0	0	21	21	31.6	747	4	0
<b>* OTHER SITE(S) : 73</b>				162	968,923	6	98,325	1	300	769	7,299	708.0	892	46	0
<b>Colorado Total:</b>				<b>3,059</b>	<b>35,599,632</b>	<b>43</b>	<b>426,107</b>	<b>1,431</b>	<b>4,309,158</b>	<b>449,525</b>	<b>476,252</b>	<b>13,636.3</b>	<b>35,582</b>	<b>9,226</b>	<b>1,285</b>
<b>Connecticut</b>															
Berry-Rosenblatt MD		Army Reserve	West Hartford	2	163,763	0	0	0	0	12	12	41.9	774	2	0
BG John W Middleton USARC		Army Reserve	East Windsor	5	66,120	0	0	0	0	16	16	20.7	210	5	0
Bradley IAP		AF Guard	East Granby	33	337,194	0	0	0	0	0	148	129.2	64	0	0
NAVSUBASE New London		Navy Active	Groton	254	3,188,840	0	0	14	23,187	686	687	1,260.3	7,322	972	0
NAVSUBASE New London Conning Towers		Navy Active	Groton	6	27,835	0	0	78	220,080	50	50	52.2	0	0	0
NAVSUBASE New London Dolphin Gardens		Navy Active	Groton	1	47,779	0	0	0	0	40	40	15.1	0	0	0
NAVSUBASE New London Nautilus Park 1st Inc		Navy Active	Groton	1	18,018	0	0	500	660,563	50	50	125.0	0	0	0
NAVSUBASE New London Nautilus Park 2nd Inc		Navy Active	Groton	0	0	0	0	262	645,164	142	142	122.6	0	0	0
NAVSUBASE New London Nautilus Park 3rd Inc		Navy Active	Groton	2	29,611	0	0	1	5,421	115	115	15.3	0	0	0
NAVSUBASE New London Polaris Park		Navy Active	Groton	23	26,254	0	0	68	373,001	52	52	66.9	0	0	0
NAVSUBASE New London Trident Park		Navy Active	Groton	1	400	0	0	154	605,514	85	86	102.7	0	0	0
NG AASF Windsor Locks		Army Guard	Windsor Locks	13	152,670	0	0	0	0	32	32	51.8	23	45	1
Orange ANG Communications Station		AF Guard	Orange	4	57,880	0	0	0	0	21	29	19.6	199	0	0
Stratford Army Engine Plant		Army Active	Stratford	42	1,618,526	0	0	0	0	123	123	436.4	0	0	0
<b>* OTHER SITE(S) : 20</b>				24	240,639	10	46,139	0	0	93	123	82.4	666	24	0
<b>Connecticut Total:</b>				<b>411</b>	<b>5,975,528</b>	<b>10</b>	<b>46,139</b>	<b>1,077</b>	<b>2,532,930</b>	<b>1,515</b>	<b>1,705</b>	<b>2,542.0</b>	<b>9,258</b>	<b>1,048</b>	<b>1</b>
<b>Delaware</b>															
Dover AFB		AF Active	Dover AFB	210	3,858,504	0	0	9	226,359	3,218	3,824	1,675.3	3,495	982	0
New Castle County Airport		AF Guard	New Castle	43	302,897	0	0	0	0	0	80	105.6	1,191	0	0
NG River Road Training Site		Army Guard	New Castle	46	188,832	0	0	1	1	203	203	41.4	86	52	11

\* US Locations that do not meet criteria of at least ten (10) Acres AND at least \$10M PRV. US Territories and Non-US Locations that do not meet criteria of at least ten (10) Acres OR at least \$10M PRV.

**DEPARTMENT OF DEFENSE**  
**Base Structure Report - As of 30 Sept 2011**

SITE	BRAC 2005	COMPONENT	NAME NEAREST CITY	BUILDINGS						ACRES OWNED	TOTAL ACRES	PRV (\$M)	MIL	CIV	OTHER
				OWNED		LEASED		OTHER							
				COUNT	SQFT	COUNT	SQFT	COUNT	SQFT						
* OTHER SITE(S) : 12				18	132,249	3	7,400	0	0	49	50	35.5	653	1	0
<b>Delaware Total:</b>				<b>317</b>	<b>4,482,482</b>	<b>3</b>	<b>7,400</b>	<b>10</b>	<b>226,360</b>	<b>3,470</b>	<b>4,157</b>	<b>1,857.8</b>	<b>5,425</b>	<b>1,035</b>	<b>11</b>
<b>District of Columbia</b>															
Fort Lesley J McNair		Army Active	Washington, Dc	65	1,429,465	0	0	0	0	107	107	397.3	988	987	55
Naval Research Lab		Navy Active	Washington, Dc	95	3,037,456	0	0	0	0	131	133	999.6	0	0	0
NDept Potomac Annex		Navy Active	Washington, Dc	18	189,311	0	0	0	0	12	12	51.4	0	0	0
NS Anacostia		Navy Active	Washington, Dc	188	4,557,940	0	0	191	315,030	676	1,027	1,559.2	476	2,307	0
NSA North Potomac		Navy Active	Washington, Dc	39	236,021	0	0	6	19,253	72	72	75.4	0	0	0
NSA Washington		Navy Active	Washington, Dc	68	3,423,603	0	0	23	104,202	78	78	1,085.3	4,646	19,179	0
Walter Reed AMC Main Post		Army Active	Washington, Dc	51	4,704,866	0	0	9	41,946	113	113	1,528.6	2,555	2,395	243
* OTHER SITE(S) : 15				17	314,449	9	200,010	0	0	29	29	172.7	1,228	265	0
<b>District of Columbia Total:</b>				<b>541</b>	<b>17,893,111</b>	<b>9</b>	<b>200,010</b>	<b>229</b>	<b>480,431</b>	<b>1,217</b>	<b>1,569</b>	<b>5,869.5</b>	<b>9,893</b>	<b>25,133</b>	<b>298</b>
<b>Florida</b>															
Arbuckle Airfield		AF Active	Avon Park	39	245,976	0	0	0	0	5,145	5,147	127.2	0	0	0
Avon Park AF Range		AF Active	Avon Park	7	6,369	0	0	0	0	100,929	100,929	28.5	0	33	0
C. Lovejoy USARC/AMSA 53(G)		Army Reserve	Tampa	4	49,520	0	0	0	0	14	14	11.3	307	19	0
Camp Blanding		AF Guard	Starke	24	131,675	0	0	0	0	0	219	27.6	3	0	0
Cape Canaveral AFS		AF Active	Cape Canaveral Afs	550	3,741,307	0	0	0	0	15,383	16,239	1,356.5	302	465	0
Cape San Blas Missile Tracking Annex D-3		AF Active	Port St Joe	14	33,063	0	0	0	0	831	831	12.1	0	0	0
Corry Station		Navy Active	Pensacola	125	2,015,371	0	0	100	323,446	674	674	550.6	0	0	0
CSO NAS Cecil Field FL		Navy Active	Cecil Field	32	376,616	0	0	0	0	415	415	522.4	0	0	0
CSO NTC Orlando NTC Annex		Navy Active	Orlando	100	713,326	0	0	0	0	704	704	169.3	0	0	0
Cudjoe Key AFS		AF Active	Cudjoe Key	9	15,944	0	0	0	0	65	69	13.8	0	0	0
Dania Beach (Lauderdale)		Navy Active	Dania	12	30,739	0	0	0	0	0	10	13.7	0	0	0
Destin Moreno Point		Army Active	Destin	22	59,106	0	0	0	0	1	14	11.1	0	0	0
Eglin AFB		AF Active	Eglin A F B	1,622	10,682,901	0	0	20	212,772	449,290	449,415	3,859.9	5,288	4,233	0
Eglin AFB Auxiliary Field 3		AF Active	Crestview	82	648,703	0	0	3	65,159	1,946	1,946	319.1	201	286	0
Eglin AFB Auxiliary Field 6		AF Active	Holt	56	194,129	0	0	5	18,379	855	855	114.5	18	75	0
Eglin Afb Site 2 (Santa Rosa Island)		AF Active	Ft Walton Beach	51	119,395	0	0	0	0	0	3,167	50.6	0	0	0
Homestead AFB		AF Reserve	Homestead	1	93,202	0	0	0	0	12	12	16.7	18	1	0
Homestead ARB		AF Reserve	Homestead	128	1,117,994	0	0	0	0	1,981	2,430	556.5	269	564	0

\* US Locations that do not meet criteria of at least ten (10) Acres AND at least \$10M PRV. US Territories and Non-US Locations that do not meet criteria of at least ten (10) Acres OR at least \$10M PRV.



**DEPARTMENT OF DEFENSE**  
**Base Structure Report - As of 30 Sept 2011**

SITE	BRAC 2005	COMPONENT	NAME NEAREST CITY	BUILDINGS						ACRES OWNED	TOTAL ACRES	PRV (\$M)	MIL	CIV	OTHER
				OWNED		LEASED		OTHER							
				COUNT	SQFT	COUNT	SQFT	COUNT	SQFT						
Hurlburt Field		AF Active	Mary Esther	573	5,104,825	76	450,404	0	0	6,341	6,341	1,434.1	6,661	1,506	0
Jacksonville IAP		AF Guard	Jacksonville	40	354,689	0	0	0	0	0	342	100.4	1,057	0	0
Jonathan Dickinson Missile Tracking Annex		AF Active	Hobe Sound	11	27,272	0	0	0	0	0	11	12.4	0	0	0
LTC Luis E. Martinez USARC		Army Reserve	Miami	2	82,720	0	0	0	0	28	28	17.3	845	2	0
Lynn Haven Defense Fuel Sup		AF Active	Lynn Haven	9	12,715	0	0	0	0	203	203	40.1	0	0	0
MacDill AFB		AF Active	Tampa	315	5,075,576	0	0	5	77,056	5,633	5,866	1,793.9	7,891	2,443	0
Malabar Transmitter Annex		AF Active	Palm Bay	10	35,421	0	0	0	0	640	640	10.5	0	0	0
MCSF Blount Island		MC Active	Jacksonville	51	732,916	0	0	0	0	902	1,056	253.0	714	834	0
NAS Jacksonville		Navy Active	Jacksonville	464	8,700,345	1	50,000	176	635,750	3,842	3,881	2,674.7	5,486	6,091	0
NAS Jacksonville - Yellow Water Housing		Navy Active	Jacksonville	4	6,193	0	0	40	312,444	254	254	43.5	0	0	0
NAS Key West		Navy Active	Stock Island	130	890,599	0	0	4	7,314	4,129	4,787	613.3	981	158	0
NAS Key West Dredgers Key-Sigsbee		Navy Active	Key West	45	344,188	0	0	239	1,118,339	352	352	275.5	0	0	0
NAS Key West Fleming Key Magazine		Navy Active	Key West	31	53,348	0	0	0	0	322	323	37.1	0	0	0
NAS Key West Peary Court		Navy Active	Key West	1	8,198	0	0	49	252,946	28	28	46.0	0	0	0
NAS Key West Truman Annex		Navy Active	Key West	35	409,215	0	0	44	130,791	159	233	221.2	0	0	0
NAS Key West Trumbo Point Annex		Navy Active	Key West	24	363,311	0	0	65	227,460	129	137	246.1	0	0	0
NAS Pensacola		Navy Active	Pensacola	408	8,099,495	0	0	144	675,925	2,296	5,809	2,169.9	15,060	4,279	0
NAS Pensacola Mariner Housing		Navy Active	Pensacola	0	0	300	428,818	0	0	0	147	44.2	0	0	0
NAS Whiting Field Milton		Navy Active	Milton	135	1,268,163	0	0	0	0	3,533	4,776	616.1	26	0	0
Naval Hospital Key West		Navy Active	Key West	4	70,437	0	0	6	10,733	15	15	44.8	0	0	0
NOLF Choctaw		Navy Active	Navarre	6	25,860	0	0	0	0	1,450	1,450	79.3	0	0	0
NOLF Holley		Navy Active	Navarre	1	1,024	0	0	0	0	698	698	32.9	0	0	0
NOLF Santa Rosa		Navy Active	Milton	2	1,517	0	0	0	0	738	738	33.6	0	0	0
NOLF Spencer		Navy Active	Pace	3	4,195	0	0	0	0	640	640	18.7	0	0	0
NOSC Miami		Navy Reserve	Hialeah	2	62,722	0	0	0	0	20	20	13.7	0	0	0
NOTU Cape Canaveral		Navy Active	Cape Canaveral	79	519,517	0	0	0	0	250	256	233.7	0	0	0
NS Mayport		Navy Active	Jacksonville	296	2,571,401	0	0	306	1,005,814	3,002	3,230	1,276.0	3,625	528	0
NS Mayport FISC		Navy Active	Jacksonville	32	41,856	0	0	0	0	181	181	109.6	0	0	0
NS Mayport Ribault Bay Village		Navy Active	Atlantic Beach	2	42,950	0	0	107	605,798	158	158	88.7	0	0	0
NSA Orlando		Navy Active	Orlando	9	303,440	3	58,265	1	71,285	41	42	101.7	0	1	0
NSA Panama City		Navy Active	Panama City	173	1,450,028	13	64,645	41	133,056	630	678	465.7	131	0	0

\* US Locations that do not meet criteria of at least ten (10) Acres AND at least \$10M PRV. US Territories and Non-US Locations that do not meet criteria of at least ten (10) Acres OR at least \$10M PRV.

**DEPARTMENT OF DEFENSE**  
**Base Structure Report - As of 30 Sept 2011**

SITE	BRAC 2005	COMPONENT	NAME NEAREST CITY	BUILDINGS						ACRES OWNED	TOTAL ACRES	PRV (\$M)	MIL	CIV	OTHER
				OWNED		LEASED		OTHER							
				COUNT	SQFT	COUNT	SQFT	COUNT	SQFT						
OLF Bronson		Navy Active	Pensacola	29	15,210	0	0	0	0	967	1,098	18.3	0	0	0
OLF Whitehouse		Navy Active	Jacksonville	7	11,157	0	0	1	4,590	2,625	4,438	38.7	0	0	0
Patrick AFB		AF Active	Patrick AFB	277	3,130,553	0	0	0	0	2,089	2,324	997.9	1,305	1,572	0
Pinellas Park MD		Army Reserve	Pinellas Park	7	236,752	0	0	0	0	58	58	52.6	898	4	0
Saufley Field		Navy Active	Pensacola	79	701,780	0	0	0	0	882	895	255.3	2	0	0
Sp Forces Site Key West		Army Active	Key West	10	72,886	0	0	0	0	24	24	28.2	0	0	0
St Pete/Clearwater ASF		Army Reserve	Clearwater	3	37,693	0	0	0	0	28	30	12.7	47	0	0
Taft USARC		Army Reserve	Orlando	5	168,876	0	0	0	0	40	40	31.0	2,373	1	0
Tyndall AFB		AF Active	Panama City	459	3,980,969	0	0	25	134,599	27,348	28,824	1,476.6	2,294	890	0
US Army Garrison-Miami		Army Active	Miami-Dade	0	0	0	0	7	227,485	0	34	49.1	671	616	38
Whiting Pines		Navy Active	Milton	4	10,457	0	0	279	529,907	0	98	61.4	0	0	0
<b>* OTHER SITE(S) : 178</b>				255	1,606,849	74	554,939	9	121,282	7,353	26,767	564.5	4,716	104	0
<b>Florida Total:</b>				<b>6,910</b>	<b>66,912,653</b>	<b>467</b>	<b>1,607,071</b>	<b>1,676</b>	<b>6,902,330</b>	<b>656,271</b>	<b>691,036</b>	<b>24,495.4</b>	<b>61,189</b>	<b>24,705</b>	<b>38</b>

**Georgia**

Air Force Plant 6		AF Active	Marietta	104	6,466,929	0	0	0	0	755	755	1,311.5	0	0	0
Athens USARC		Army Reserve	Athens	3	50,791	0	0	0	0	16	16	11.2	451	0	0
Camp Frank D. Merrill, Dahlenega		Army Active	Dahlenega	50	136,468	0	0	0	0	0	289	35.2	240	23	0
Decatur USARC		Army Reserve	Decatur	1	85,680	0	0	0	0	11	11	16.3	1,219	0	0
Dobbins ARB		AF Reserve	Marietta	100	1,087,013	0	0	1	192	1,666	1,913	447.9	537	547	0
Dobbins USARC/ASF		Army Reserve	Marietta	6	42,699	0	0	0	0	24	24	12.8	72	0	0
Fort Benning GA		Army Active	Columbus	1,439	19,273,776	0	0	2,162	7,153,757	171,870	171,874	7,127.6	30,672	3,529	1,876
Fort Gillem		Army Active	Forest Park	159	5,555,201	47	138,019	5	9,275	1,531	1,531	1,106.2	2,071	444	5
Fort Gordon		Army Active	Augusta	639	7,909,205	0	0	24	117,135	55,597	55,597	2,472.8	14,928	3,302	1,567
Fort Gordon Recreation Area		Army Active	Augusta	32	82,513	0	0	0	0	0	909	15.3	0	0	0
Fort McPherson		Army Active	Atlanta	227	2,210,166	0	0	3	4,697	487	487	538.2	2,495	1,188	52
Fort Stewart		Army Active	Hinesville	1,399	10,247,019	0	0	1,053	5,277,584	279,270	279,271	4,088.4	17,852	2,641	1,465
General Lucius D. Clay National Guard Center		Army Guard	Marietta	77	547,397	0	0	0	0	106	106	170.0	0	0	0
Glynco ANGS		AF Guard	Brunswick	5	68,731	0	0	0	0	0	14	16.3	0	0	0
Hunter ANGS 2		AF Guard	Savannah	12	64,432	0	0	0	0	18	18	13.8	200	0	0
Hunter Army Airfield		Army Active	Savannah	333	3,416,028	0	0	344	1,133,912	5,653	5,653	1,407.6	6,066	618	473
MCLB Albany		MC Active	Albany	239	6,698,085	0	0	90	238,680	3,619	3,623	1,202.9	23,519	122,661	0
MCLB Albany Housing Area 1		MC Active	Albany	100	188,876	0	0	0	0	68	68	23.6	0	0	0
Moody AFB		AF Active	Moody AFB	339	2,726,905	0	0	0	0	5,094	5,497	862.3	4,469	441	0

\* US Locations that do not meet criteria of at least ten (10) Acres AND at least \$10M PRV. US Territories and Non-US Locations that do not meet criteria of at least ten (10) Acres OR at least \$10M PRV.

**DEPARTMENT OF DEFENSE**  
**Base Structure Report - As of 30 Sept 2011**

SITE	BRAC 2005	COMPONENT	NAME NEAREST CITY	BUILDINGS						ACRES OWNED	TOTAL ACRES	PRV (\$M)	MIL	CIV	OTHER
				OWNED		LEASED		OTHER							
				COUNT	SQFT	COUNT	SQFT	COUNT	SQFT						
NAVSUBASE Kings Bay		Navy Active	Kings Bay	423	5,359,985	0	0	166	1,042,695	14,465	16,616	2,564.7	3,127	1,792	0
NG Dobbins ARB		Army Guard	Marietta	9	118,842	0	0	0	0	22	22	29.9	902	123	85
NOSC-MCRC Atlanta		Navy Reserve	Marietta	3	109,556	0	0	0	0	18	18	22.4	0	0	0
Porter Village		Army Active	Dahlonoga	0	0	0	0	41	76,560	95	95	10.5	0	0	0
Robins AFB		AF Active	Robins AFB	524	13,668,449	0	0	2	202,075	6,779	6,935	3,562.2	5,129	12,257	0
Savannah/Hilton Head IAP		AF Guard	Garden City	66	662,955	0	0	0	0	0	290	184.3	1,078	0	0
VTS Catoosa		Army Guard	Tunnel Hill	35	91,782	0	0	0	0	1,630	1,630	32.0	31	0	32
* OTHER SITE(S) : 45				188	694,424	17	172,690	1	961	12,165	23,976	205.8	2,475	101	0
<b>Georgia Total:</b>				<b>6,512</b>	<b>87,563,906</b>	<b>64</b>	<b>310,709</b>	<b>3,892</b>	<b>15,257,523</b>	<b>560,959</b>	<b>577,238</b>	<b>27,491.6</b>	<b>117,533</b>	<b>#####</b>	<b>5,555</b>
<b>Guam</b>															
Agana		Navy Active	Agana	2	17,122	0	0	0	0	7	22	35.8	0	0	0
Andersen Administration Annex		Navy Active	Sinajana	137	775,295	0	0	0	0	0	0	368.1	0	0	0
Andersen AFB		Navy Active	Sinajana	1,427	6,514,919	0	0	0	0	14,565	14,565	6,663.0	2,355	129	0
Andersen AFS		Navy Active	Andersen AFB	5	8,438	0	0	0	0	6	6	11.3	0	0	0
Andersen Petrol Product Storage Annex 1		Navy Active	Andersen AFB	3	1,908	0	0	0	0	0	0	10.6	0	0	0
Andersen Petrol Product Storage Annex 2		Navy Active	Andersen AFB	11	25,281	0	0	0	0	0	0	129.5	0	0	0
Andersen Water Supply Annex		Navy Active	Andersen AFB	2	384	0	0	0	0	0	0	13.7	0	0	0
CSO NAS Agana Guam		Navy Active	Agana	420	1,318,315	0	0	1	40,200	0	0	1,088.3	5	0	0
Dandan		Navy Active	Agana	6	25,416	0	0	0	0	78	78	18.9	0	0	0
GLUP 94 BRAC IV		Navy Active	Agana	16	40,836	0	0	0	0	0	0	30.0	0	0	0
Guam US Army Reserve Center		Army Reserve	Barrigada	7	60,036	0	0	0	0	20	20	66.5	433	8	0
Naval Hospital		Navy Active	Agana	38	214,316	0	0	0	0	25	44	98.6	0	0	0
NAVBASE Guam		Navy Active	Agana	832	5,224,974	0	0	1	6,900	7,745	7,979	6,004.5	2,020	1,129	0
NAVBASE Guam Apra Heights		Navy Active	Apra	193	662,685	0	0	0	0	0	3	313.6	0	0	0
NAVBASE Guam Barrigada		Navy Active	Barrigada	28	214,136	0	0	0	0	1,366	1,417	202.1	0	0	0
NAVBASE Guam Finegayan		Navy Active	Finegayan	302	1,143,589	0	0	0	0	2,416	2,497	695.2	0	0	0
NAVBASE Guam Finegayan, South		Navy Active	Finegayan	0	0	0	0	0	0	733	733	0.0	0	0	0
NAVBASE Guam Harmon		Navy Active	Dededo	16	22,856	0	0	0	0	8	26	18.4	0	0	0
NAVBASE Guam Magazine Reservoir, Naval Magazine		Navy Active	Santa Rita	0	0	0	0	0	0	10	12	0.0	0	0	0
NAVBASE Guam Marbo		Navy Active	Mangilao	0	0	0	0	0	0	0	45	3.7	0	0	0
NAVBASE Guam Naval Magazine		Navy Active	Santa Rita	212	691,776	0	0	0	0	8,650	8,665	881.7	0	0	0

\* US Locations that do not meet criteria of at least ten (10) Acres AND at least \$10M PRV. US Territories and Non-US Locations that do not meet criteria of at least ten (10) Acres OR at least \$10M PRV.

**DEPARTMENT OF DEFENSE**  
**Base Structure Report - As of 30 Sept 2011**

SITE	BRAC 2005	COMPONENT	NAME NEAREST CITY	BUILDINGS						ACRES OWNED	TOTAL ACRES	PRV (\$M)	MIL	CIV	OTHER
				OWNED		LEASED		OTHER							
				COUNT	SQFT	COUNT	SQFT	COUNT	SQFT						
NAVBASE Guam Talofofo		Navy Active	Talofofo	0	0	0	0	0	0	13	13	0.0	0	0	0
NAVBASE Guam Tiyan		Navy Active	Agana	1	895	0	0	0	0	0	22	1.9	0	0	0
NAVBASE Guam Water Treatment, Naval Magazine		Navy Active	Santa Rita	0	0	0	0	0	0	9	10	0.0	0	0	0
NAVHOSP Guam		Navy Active	Naval Supply Depot	23	406,449	0	0	0	0	94	94	418.5	0	0	0
NG Fort Juan Muna		Army Guard	Barrigada	40	92,153	0	0	0	0	15	15	45.1	500	0	31
NG Guam Barrigada Complex		Army Guard	Barrigada	6	111,547	0	0	0	0	51	51	62.2	910	12	13
Nimitz Hill		Navy Active	Nimitz Hill	84	232,382	0	0	0	0	113	282	166.8	0	0	0
Santa Rosa Parcel B		Navy Active	Andersen Ab	0	0	0	0	0	0	12	12	0.0	0	0	0
Sasa Valley		Navy Active	Piti	33	17,177	0	0	0	0	421	432	241.4	0	0	0
Tanguisson Point		Navy Active	Dededo	1	29,205	0	0	0	0	27	27	149.6	0	0	0
Tenjo Vista		Navy Active	Piti	9	2,901	0	0	0	0	0	0	82.4	0	0	0
<b>* OTHER SITE(S) : 14</b>				5	13,305	0	0	0	0	21	40	18.2	0	0	0
<b>Guam Total:</b>				<b>3,859</b>	<b>17,868,296</b>	<b>0</b>	<b>0</b>	<b>2</b>	<b>47,100</b>	<b>36,405</b>	<b>37,112</b>	<b>17,839.7</b>	<b>6,223</b>	<b>1,278</b>	<b>44</b>
<b>Hawaii</b>															
Aiea		Navy Active	Aiea	21	29,943	0	0	271	497,777	91	91	287.6	0	0	0
Aliamanu Military Reservation		Army Active	Honolulu	105	286,938	0	0	753	2,823,357	661	668	1,146.5	0	0	77
Barking Sands Communications Station		AF Guard	Kekaha	4	31,016	0	0	0	0	0	11	20.5	194	0	0
Bellows AFS		AF Active	Kailua	101	142,445	0	0	0	0	409	486	159.9	30	9	0
CSO Barbers Point HI		Navy Active	Barbers Point	0	0	0	0	0	0	1,116	1,246	101.7	0	0	0
Dillingham Mil Res		Army Active	Waiialua	5	4,176	0	0	0	0	664	664	35.4	0	0	40
Ewa		Navy Active	Ewa Beach	1,895	3,386,309	0	0	0	0	3,105	3,118	1,502.3	0	0	0
Fort De Russey		Army Active	Honolulu	13	786,350	0	0	0	0	73	73	222.0	24	89	616
Fort Shafter		Army Active	Honolulu	167	1,856,419	0	0	163	531,666	589	589	1,219.2	3,519	1,257	846
Helemano Military Reservation		Army Active	Wahiawa	23	235,524	0	0	216	1,556,062	0	293	714.5	568	11	54
Hickam Petrol Strg Ann		Navy Active	Hickam A F Base	6	7,247	0	0	0	0	92	151	355.3	0	0	0
Honolulu		Navy Active	Pearl Harbor	134	1,193,537	1	55,000	1,900	5,332,228	573	576	2,366.7	0	0	0
Kaena Point Satellite Tracking Station		AF Active	Waianae	29	70,151	0	0	0	0	0	153	62.2	2	18	0
Kahuku Training Area		Army Active	Kahuku	18	24,078	0	0	0	0	8,330	9,480	44.7	0	0	0
Kalaeloa		Navy Active	Barbers Point	166	1,023,068	0	0	0	0	246	254	573.9	0	0	0
Kamokala Ridge		Navy Active	Kekaha	13	23,582	0	0	0	0	0	89	17.5	0	0	0
Kawaihae Mil Reserve		Army Active	Waimea	1	938	0	0	0	0	3	11	14.6	0	0	0
Kilauea Mil Reserve		Army Active	Hawaii Natl Park	91	165,010	0	0	0	0	1	72	66.2	0	0	45

\* US Locations that do not meet criteria of at least ten (10) Acres AND at least \$10M PRV. US Territories and Non-US Locations that do not meet criteria of at least ten (10) Acres OR at least \$10M PRV.

**DEPARTMENT OF DEFENSE**  
**Base Structure Report - As of 30 Sept 2011**

SITE	BRAC 2005	COMPONENT	NAME NEAREST CITY	BUILDINGS						ACRES OWNED	TOTAL ACRES	PRV (\$M)	MIL	CIV	OTHER
				OWNED		LEASED		OTHER							
				COUNT	SQFT	COUNT	SQFT	COUNT	SQFT						
Kipapa Ammo Storage Site		Army Active	Waimea	70	179,462	0	0	0	0	401	401	111.6	0	0	0
Kokee AFS		AF Active	Kekaha	13	23,389	0	0	0	0	0	10	18.1	20	0	0
Kunia		Navy Active	Kunia	11	276,640	0	0	0	0	96	96	140.5	0	0	0
Makaha Ridge		Navy Active	Kokee	17	28,473	0	0	0	0	0	243	31.5	0	0	0
Makua Mil Reserve		Army Active	Waianae	4	4,873	0	0	0	0	3,411	4,195	26.2	0	0	0
Manana Housing/Pw Area		Navy Active	Pearl City	1	775	0	0	49	125,391	23	23	56.2	0	0	0
MC Trng Area Bellows		MC Active	Waimanalo	10	16,189	0	0	0	0	1,030	1,030	46.0	0	0	0
MCB Camp Smith		MC Active	Aiea	52	874,640	0	0	9	19,010	219	221	538.2	17,751	4,319	0
MCB Hawaii Kaneohe		MC Active	Kaneohe	559	4,750,497	0	0	1,099	3,922,654	2,951	2,955	4,711.8	7,043	7,442	0
MCB Hawaii Manana Capehart		MC Active	Pearl City	7	13,636	0	0	153	429,514	52	52	150.8	0	0	0
MCB Hawaii Pearl City Annex		MC Active	Pearl City	7	255,008	0	0	0	0	27	27	69.3	0	0	0
MCB Hawaii Puuloa-Oahu		MC Active	Ewa Beach	22	58,452	0	0	0	0	140	140	56.8	0	0	0
NG Kalaeloa		Army Guard	Kapolei	25	593,027	0	0	0	0	147	147	155.7	1,393	139	247
NG Regional Training Institute		Army Guard	Waimanalo	4	75,951	0	0	0	0	48	48	49.3	81	5	4
NG TS Waiawa Gulch		Army Guard	Pearl City	11	139,101	0	0	0	0	19	19	41.6	24	18	1
NS Pearl Harbor		Navy Active	Pearl Harbor	1,042	15,479,401	0	0	339	1,082,169	9,327	9,377	13,493.8	9,685	9,911	0
PACMISRANFAC Hawaiian Area		Navy Active	Kekaha	213	518,958	0	0	62	98,437	1,933	4,568	531.9	0	0	0
Pearl City		Navy Active	Pearl City	21	268,715	0	0	273	992,863	625	633	593.8	0	0	0
Pohakuloa Training Area		Army Active	Hilo	172	297,189	0	0	4	362	108,829	131,868	508.2	683	155	14
Pupukea Paalaa Uka Mil Road		Army Active	Haleiwa	0	0	0	0	0	0	109	109	17.9	0	0	0
Red Hill		Navy Active	Honolulu	7	11,981	0	0	13	15,796	243	243	2,062.2	0	0	0
Schofield Bks Military Reservation		Army Active	Wahiawa	491	6,808,923	0	0	1,616	7,008,407	15,609	15,612	6,857.1	14,087	1,729	1,416
Signal Cable Trunking System		Army Active	Wahiawa	41	8,871	0	0	0	0	201	201	118.2	0	0	0
Tripler AMC		Army Active	Honolulu	39	1,841,173	0	0	41	312,578	367	367	2,078.1	1,685	2,046	845
USA Field Station Kunia		Army Active	Kunia	11	272,159	0	0	0	0	89	89	205.4	1,829	167	40
Wahiawa		Navy Active	Wahiawa	110	740,893	0	0	216	640,529	721	743	684.9	0	0	0
Waianae		Navy Active	Lualualei	431	1,103,708	0	0	1	378	9,228	9,228	792.6	0	0	0
Waianae-Kai Military Reservation		Army Active	Waianae	47	47,518	1	637	0	0	0	14	23.7	0	0	30
Waikalkalaua Ammo Storage Tunnels		Army Active	Mililani	49	104,236	0	0	0	0	312	312	62.7	0	0	0
Waikele		Navy Active	Waipahu	136	440,075	0	0	0	0	488	488	275.3	0	0	0
Waipahu		Navy Active	Waipahu	22	41,754	0	0	0	0	1,454	1,456	109.8	0	0	0
Wheeler Army Airfield		Army Active	Wahiawa	176	1,274,289	0	0	207	695,648	1,370	1,370	2,087.0	2,995	356	268
<b>* OTHER SITE(S) : 68</b>				<b>60</b>	<b>339,504</b>	<b>1</b>	<b>11,521</b>	<b>18</b>	<b>95,513</b>	<b>1,795</b>	<b>26,620</b>	<b>312.7</b>	<b>756</b>	<b>20</b>	<b>0</b>

\* US Locations that do not meet criteria of at least ten (10) Acres AND at least \$10M PRV. US Territories and Non-US Locations that do not meet criteria of at least ten (10) Acres OR at least \$10M PRV.

**DEPARTMENT OF DEFENSE**  
**Base Structure Report - As of 30 Sept 2011**

SITE	BRAC 2005	COMPONENT	NAME NEAREST CITY	BUILDINGS						ACRES OWNED	TOTAL ACRES	PRV (\$M)	MIL	CIV	OTHER
				OWNED		LEASED		OTHER							
				COUNT	SQFT	COUNT	SQFT	COUNT	SQFT						
<b>Hawaii Total:</b>				<b>6,673</b>	<b>46,156,191</b>	<b>3</b>	<b>67,158</b>	<b>7,403</b>	<b>26,180,339</b>	<b>177,215</b>	<b>230,929</b>	<b>45,930.0</b>	<b>62,369</b>	<b>27,691</b>	<b>4,543</b>
<b>Idaho</b>															
Bayview Idaho		Navy Active	Bayview	14	85,888	0	0	0	0	22	22	37.4	0	0	0
Boise Air Terminal (ANG)		AF Guard	Boise	179	1,696,087	0	0	1	12,960	0	576	557.2	1,230	0	0
Mountain Home AFB		AF Active	Grand View	1,168	4,991,733	0	0	16	34,380	2,250	6,850	2,027.8	3,543	464	0
Saylor Creek Air Force Range		AF Active	Bruneau	5	10,918	0	0	0	0	640	109,466	13.4	0	0	0
<b>* OTHER SITE(S) : 55</b>				<b>62</b>	<b>201,411</b>	<b>0</b>	<b>0</b>	<b>0</b>	<b>0</b>	<b>1,307</b>	<b>19,643</b>	<b>82.7</b>	<b>458</b>	<b>0</b>	<b>0</b>
<b>Idaho Total:</b>				<b>1,428</b>	<b>6,986,037</b>	<b>0</b>	<b>0</b>	<b>17</b>	<b>47,340</b>	<b>4,219</b>	<b>136,557</b>	<b>2,718.5</b>	<b>5,231</b>	<b>464</b>	<b>0</b>
<b>Illinois</b>															
Capital Airport		AF Guard	Springfield	34	320,071	0	0	0	0	0	90	129.1	1,115	0	0
Chanute AFB		AF Active	Rantoul	230	2,805,277	0	0	0	0	1,343	1,343	1,150.0	0	0	0
Charles Melvin Price Spt Ctr		Army Active	Granite City	10	349,240	0	0	3	3,641	136	136	83.1	0	0	0
Col P. Schulstad USARC		Army Reserve	Arlington Hts	8	231,959	0	0	0	0	48	48	73.5	787	129	2
Fort Sheridan		Navy Active	Highland Park	4	3,871	0	0	85	424,496	206	206	105.8	0	0	0
GL Camp JPJ		Navy Active	Great Lakes	9	1,302,086	0	0	0	0	0	51	404.9	0	0	0
GL Forrestal Village		Navy Active	Great Lakes	26	150,685	1	38,000	383	821,549	482	482	245.2	0	0	0
Glenview		Navy Active	Glenview	1	13,876	0	0	118	697,184	52	52	135.3	0	0	0
Granite City USARC		Army Reserve	Granite City	20	186,630	0	0	0	0	42	42	48.6	0	0	0
Greater Peoria Regional Airport		AF Guard	Peoria	34	414,066	0	0	0	0	0	714	168.0	1,356	0	0
Joliet AAP Elwood		Army Active	Wilmington	227	758,743	0	0	0	0	657	657	321.9	0	0	0
Joliet AAP Kankakee		Army Active	Wilmington	19	50,573	0	0	0	0	1,068	1,068	19.2	0	0	0
NG Galesburg Readiness Center		Army Guard	Galesburg	0	0	0	0	3	56,018	0	10	12.3	0	0	0
NG N Riverside (NG Maint Center)		Army Guard	Riverside	19	204,749	0	0	0	0	33	33	40.5	411	112	0
NG Peoria AASF 3		Army Guard	Peoria	21	132,995	0	0	1	350	46	46	54.5	264	55	0
North Shore Memorial USARC		Army Reserve	Highland Park	3	46,136	0	0	0	0	13	13	15.9	279	5	0
NS Great Lakes		Navy Active	Great Lakes	271	8,550,332	0	0	532	1,964,923	1,143	1,146	3,619.5	3,553	5,116	0
Parkhurst USARC/OMS/DS		Army Reserve	Darien	2	87,595	0	0	0	0	13	13	27.2	609	0	0
Philip H. Sheridan Reserve Center		Army Reserve	Ft Sheridan	33	500,159	0	0	0	0	90	90	143.5	1,615	47	5
Rock Island Arsenal		Army Active	Rock Island	187	6,804,715	49	102,660	0	0	870	870	1,766.1	571	5,217	261
Savanna Depot Act		Army Active	Savanna	726	2,862,571	0	0	0	0	8,145	8,145	826.2	0	0	0
Scott AFB		AF Active	Belleville	312	5,063,732	0	0	3	14,221	2,881	3,638	1,947.7	6,307	3,385	0
USAR Joliet Outdoor Training (Elwood)		Army Reserve	Elwood	24	39,945	0	0	0	0	3,585	3,585	24.3	229	0	0

\* US Locations that do not meet criteria of at least ten (10) Acres AND at least \$10M PRV. US Territories and Non-US Locations that do not meet criteria of at least ten (10) Acres OR at least \$10M PRV.

**DEPARTMENT OF DEFENSE**  
**Base Structure Report - As of 30 Sept 2011**

SITE	BRAC 2005	COMPONENT	NAME NEAREST CITY	BUILDINGS						ACRES OWNED	TOTAL ACRES	PRV (\$M)	MIL	CIV	OTHER
				OWNED		LEASED		OTHER							
				COUNT	SQFT	COUNT	SQFT	COUNT	SQFT						
<b>* OTHER SITE(S) : 47</b>				96	1,706,203	12	122,283	200	70,926	178	204	609.5	2,519	30	0
<b>Illinois Total:</b>				<b>2,316</b>	<b>32,586,209</b>	<b>62</b>	<b>262,943</b>	<b>1,328</b>	<b>4,053,308</b>	<b>21,033</b>	<b>22,685</b>	<b>11,971.9</b>	<b>19,615</b>	<b>14,096</b>	<b>268</b>
<b>Indiana</b>															
(Lyle J. Thompson) USARC		Army Reserve	South Bend	3	57,885	0	0	0	0	0	12	13.7	307	19	0
Camp Atterbury		Army Guard	Edinburg	396	1,601,967	1	50,000	2	10,752	34,391	34,391	543.8	4,924	88	797
Fort Ben Harrison USARC		Army Reserve	Indianapolis	15	227,338	0	0	0	0	138	138	58.4	337	0	1
Fort Benjamin Harrison		Army Active	Lawrence	0	0	0	0	0	0	67	67	43.9	0	0	0
Fort Wayne IAP		AF Guard	Fort Wayne	35	390,413	0	0	0	0	0	189	142.1	1,037	0	0
Grissom AFB		AF Active	Grissom ARB	21	241,797	0	0	0	0	1,020	1,098	111.4	0	2	0
Grissom ARB		AF Reserve	Grissom ARB	91	1,047,463	0	0	0	0	1,410	1,791	570.6	196	547	0
Hulman Fld		AF Guard	Terre Haute	47	339,605	0	0	0	0	37	121	107.5	943	0	0
Indiana AAP		Army Active	Charlestown	765	2,597,456	0	0	0	0	4,064	4,064	900.8	0	0	0
Jefferson Proving Ground		Army Active	Madison	170	280,668	0	0	0	0	51,964	51,964	153.1	11	0	0
Newport Chem Depot		Army Active	Newport	221	866,579	0	0	0	0	8,396	8,396	293.7	2	35	0
NG Muscatatuck Urban Training Center		Army Guard	Butlerville	33	369,967	0	0	10	61,973	0	934	119.8	0	0	0
NSA Crane		Navy Active	Crane	2,354	11,024,356	0	0	37	70,778	62,433	62,433	3,739.6	0	0	0
SGT James W. Harlan USARC/AMSA 132		Army Reserve	Evansville	2	49,521	0	0	0	0	5	10	11.8	187	9	0
<b>* OTHER SITE(S) : 28</b>				39	471,085	12	179,130	1	1,650	1,447	2,540	144.7	2,058	29	0
<b>Indiana Total:</b>				<b>4,192</b>	<b>19,566,100</b>	<b>13</b>	<b>229,130</b>	<b>50</b>	<b>145,153</b>	<b>165,373</b>	<b>168,149</b>	<b>6,954.8</b>	<b>10,002</b>	<b>729</b>	<b>798</b>
<b>Iowa</b>															
Camp Dodge Johnston TS		Army Guard	Johnston	16	649,531	1	25,540	258	1,429,038	28,847	31,180	646.5	3,496	138	679
Des Moines IAP		AF Guard	Des Moines	34	242,585	4	177,754	1	15,546	0	171	135.4	1,083	0	0
Des Moines Reserve Complex		Army Reserve	Des Moines	8	162,152	0	0	0	0	40	40	33.4	1,040	1	48
Fort Dodge ANG		AF Guard	Fort Dodge	10	42,378	0	0	0	0	0	13	12.6	148	0	0
Iowa AAP		Army Active	Middletown	956	4,207,374	0	0	1	1,500	19,011	19,011	1,414.9	1	24	7
Sioux Gateway Apt/Col Bud Day Field (ANG)		AF Guard	Sioux City	37	406,415	0	0	0	0	0	270	154.9	888	0	0
<b>* OTHER SITE(S) : 46</b>				43	475,680	23	122,536	3	37,392	159	232	151.4	1,709	41	0
<b>Iowa Total:</b>				<b>1,104</b>	<b>6,186,115</b>	<b>28</b>	<b>325,830</b>	<b>263</b>	<b>1,483,476</b>	<b>48,057</b>	<b>50,918</b>	<b>2,549.0</b>	<b>8,365</b>	<b>204</b>	<b>734</b>

\* US Locations that do not meet criteria of at least ten (10) Acres AND at least \$10M PRV. US Territories and Non-US Locations that do not meet criteria of at least ten (10) Acres OR at least \$10M PRV.

**DEPARTMENT OF DEFENSE**  
**Base Structure Report - As of 30 Sept 2011**

SITE	BRAC 2005	COMPONENT	NAME NEAREST CITY	BUILDINGS						ACRES OWNED	TOTAL ACRES	PRV (\$M)	MIL	CIV	OTHER
				OWNED		LEASED		OTHER							
				COUNT	SQFT	COUNT	SQFT	COUNT	SQFT						
<b>Johnston Atoll</b>															
Johnston Atoll Airfield		AF Active	Johnston Atoll	72	295,161	0	0	0	0	684	684	662.2	0	0	0
			<b>Johnston Atoll Total:</b>	<b>72</b>	<b>295,161</b>	<b>0</b>	<b>0</b>	<b>0</b>	<b>0</b>	<b>684</b>	<b>684</b>	<b>662.2</b>	<b>0</b>	<b>0</b>	<b>0</b>
<b>Kansas</b>															
Atchison Caves		Army Reserve	Atchison	10	2,600,216	0	0	0	0	125	125	368.5	0	0	0
Forbes Field (ANG)		AF Guard	Topeka	33	515,429	0	0	0	0	192	215	190.8	1,026	28	0
Fort Leavenworth		Army Active	Fort Leavenworth	313	4,515,548	0	0	687	5,110,849	408	5,637	2,676.1	5,063	2,511	1,001
Fort Riley		Army Active	Fort Riley	917	11,516,952	2	22,672	414	1,780,542	79,217	101,758	4,612.2	19,253	3,078	1,551
Kansas AAP		Army Active	Parsons	542	2,194,150	0	0	0	0	13,835	13,835	769.7	0	0	0
Leavenworth USARC		Army Reserve	Leavenworth	2	47,520	0	0	0	0	24	24	48.9	0	0	0
McConnell AFB		AF Active	Wichita	706	4,379,159	0	0	0	0	2,682	3,616	1,595.8	4,023	591	0
New Century USARC 2		Army Reserve	Gardner	3	53,933	0	0	0	0	15	15	12.6	0	0	0
New Century USARC/ASF 37		Army Reserve	Gardner	3	84,786	0	0	0	0	16	18	22.4	17	22	0
NG Topeka Forbes Field		Army Guard	Topeka	7	231,374	0	0	0	0	30	30	54.4	631	48	5
Smoky Hill ANG Range		AF Guard	Salina	38	98,260	0	0	0	0	33,878	33,878	75.3	98	0	0
Topeka Future		Army Reserve	Topeka	2	56,641	0	0	0	0	12	12	81.8	241	22	0
Wichita USARC		Army Reserve	Wichita	3	155,043	0	0	0	0	18	18	30.9	1,158	27	0
* OTHER SITE(S) : 29				40	518,266	6	59,153	0	0	750	1,029	138.5	1,529	3	0
			<b>Kansas Total:</b>	<b>2,619</b>	<b>26,967,277</b>	<b>8</b>	<b>81,825</b>	<b>1,101</b>	<b>6,891,391</b>	<b>131,202</b>	<b>160,209</b>	<b>10,677.9</b>	<b>33,039</b>	<b>6,330</b>	<b>2,557</b>
<b>Kentucky</b>															
Blue Grass Army Depot		Army Active	Richmond	1,153	4,123,673	1	69,690	68	63,100	14,594	14,594	1,170.4	145	981	36
Brooks-Lawler USARC/AMSA 71		Army Reserve	Fort Thomas	6	64,195	0	0	0	0	15	15	14.1	457	13	0
Fort Campbell KY		Army Active	Fort Campbell	587	8,902,791	0	0	1,051	4,485,985	43,175	43,175	3,712.1	30,414	3,711	1,922
Fort Knox		Army Active	Middletown	1,094	12,512,900	0	0	200	750,857	109,111	109,111	5,737.8	13,307	6,565	1,349
Lexington MD		Army Reserve	Lexington	5	50,943	0	0	0	0	10	10	10.1	343	11	0
Louisville IAP-Standiford FI		AF Guard	Louisville	15	369,125	0	0	1	15,000	0	81	103.5	1,192	0	0
Louisville Kentucky		Army Reserve	Louisville	6	129,377	1	26,560	0	0	23	23	34.9	730	1	0
* OTHER SITE(S) : 23				39	201,875	17	285,288	0	0	1,365	1,382	92.1	823	0	14
			<b>Kentucky Total:</b>	<b>2,905</b>	<b>26,354,879</b>	<b>19</b>	<b>381,538</b>	<b>1,320</b>	<b>5,314,942</b>	<b>168,294</b>	<b>168,392</b>	<b>10,875.0</b>	<b>47,411</b>	<b>11,282</b>	<b>3,321</b>
<b>Louisiana</b>															
Barksdale AFB		AF Active	Barksdale AFB	437	4,913,397	2	41,572	0	0	21,945	22,504	1,682.5	4,928	835	0
England AFB		AF Active	England AFB	115	1,141,611	0	0	1	2,735	576	576	275.8	0	1	0

\* US Locations that do not meet criteria of at least ten (10) Acres AND at least \$10M PRV. US Territories and Non-US Locations that do not meet criteria of at least ten (10) Acres OR at least \$10M PRV.



**DEPARTMENT OF DEFENSE**  
**Base Structure Report - As of 30 Sept 2011**

SITE	BRAC 2005	COMPONENT	NAME NEAREST CITY	BUILDINGS						ACRES OWNED	TOTAL ACRES	PRV (\$M)	MIL	CIV	OTHER
				OWNED		LEASED		OTHER							
				COUNT	SQFT	COUNT	SQFT	COUNT	SQFT						
England Authority		Army Active	Alexandria	1	50,958	20	135,300	1	2,128	0	252	68.2	0	0	0
Fort Polk		Army Active	Fort Polk	988	7,536,880	11	1,362,444	1,251	7,480,530	100,110	198,722	3,786.3	16,268	1,660	1,283
NAS JRB New Orleans		AF Guard	New Orleans	52	487,546	0	0	0	0	0	67	126.8	1,214	10	0
NAS JRB New Orleans		Navy Active	Belle Chasse	194	2,148,624	0	0	1	92,100	5,009	5,210	807.9	0	0	0
NSA New Orleans East Bank		Navy Active	New Orleans	11	1,020,076	0	0	0	0	25	26	300.2	0	0	0
<b>* OTHER SITE(S) : 30</b>				153	1,770,677	8	394,782	112	339,288	81	7,972	626.1	19,428	5,470	0
<b>Louisiana Total:</b>				<b>1,951</b>	<b>19,069,769</b>	<b>41</b>	<b>1,934,098</b>	<b>1,366</b>	<b>7,916,781</b>	<b>127,746</b>	<b>235,329</b>	<b>7,673.8</b>	<b>41,838</b>	<b>7,976</b>	<b>1,283</b>
<b>Maine</b>															
Bangor IAP		AF Guard	Bangor	18	284,011	0	0	0	0	122	142	120.0	978	0	0
Bangor Lease Land Site 4		AF Guard	Bangor	17	120,165	0	0	1	504	0	159	62.0	0	0	0
Columbia Falls Radar Site		AF Active	Columbia Falls	4	20,375	0	0	0	0	829	829	34.9	0	0	0
DFAS Annex		AF Active	Limestone	0	0	1	142,400	0	0	0	16	41.3	0	0	0
Moscow Radar Site		AF Active	Moscow	4	44,315	0	0	0	0	1,425	1,425	36.7	0	0	0
NAS Brunswick		Navy Active	Brunswick	146	1,259,739	0	0	0	0	3,265	3,287	528.2	702	473	0
NAS Brunswick Topsham		Navy Active	Topsham	10	74,498	0	0	0	0	91	91	28.1	0	0	0
NAS Portsmouth NCTS Cutler VLF Area		Navy Active	Cutler	37	124,647	0	0	0	0	2,805	2,805	91.8	0	0	0
NAS Portsmouth Redington Township		Navy Active	Rangeley	64	46,394	0	0	0	0	12,468	12,468	15.8	0	0	0
NG Auburn TS		Army Guard	Auburn	14	86,989	0	0	0	0	154	170	17.2	3	9	0
NG Bangor TS		Army Guard	Bangor	29	309,614	0	0	0	0	185	209	123.2	350	43	0
NG Bog Brook Riley TS		Army Guard	West Bethel	28	25,347	0	0	0	0	166	213	11.7	0	0	0
NSY Portsmouth		Navy Active	Kittery	245	4,114,277	0	0	42	108,412	309	309	1,414.0	0	0	0
South Portland ANGS		AF Guard	Portland	9	57,513	0	0	0	0	0	12	15.3	231	0	0
<b>* OTHER SITE(S) : 16</b>				54	275,397	0	0	0	0	1,279	1,284	79.7	643	0	0
<b>Maine Total:</b>				<b>679</b>	<b>6,843,281</b>	<b>1</b>	<b>142,400</b>	<b>43</b>	<b>108,916</b>	<b>23,098</b>	<b>23,420</b>	<b>2,620.1</b>	<b>2,907</b>	<b>525</b>	<b>0</b>
<b>Maryland</b>															
1SGT Adam S Brandt USARC		Army Reserve	Baltimore	3	52,684	0	0	0	0	27	27	13.5	489	17	0
Aberdeen Proving Ground		Army Active	Aberdeen	1,425	14,521,700	0	0	16	113,914	72,380	72,380	4,510.0	2,972	11,441	1,494
Andrews AFB		AF Active	Andrews AFB	345	6,424,549	0	0	1	2,800	4,996	5,008	2,352.0	5,900	1,973	0
Blossom Point MD		Navy Active	La Plata	22	74,839	0	0	0	0	265	265	22.0	0	0	0
Blossom Point Research Facility		Army Active	Welcome	38	31,684	0	0	6	8,665	1,600	1,600	32.8	0	7	54
Brandywine Globecom Annex		AF Active	Brandywine	4	3,944	0	0	0	0	1,640	1,640	19.1	0	0	0

\* US Locations that do not meet criteria of at least ten (10) Acres AND at least \$10M PRV. US Territories and Non-US Locations that do not meet criteria of at least ten (10) Acres OR at least \$10M PRV.

**DEPARTMENT OF DEFENSE**  
**Base Structure Report - As of 30 Sept 2011**

SITE	BRAC 2005	COMPONENT	NAME NEAREST CITY	BUILDINGS						ACRES OWNED	TOTAL ACRES	PRV (\$M)	MIL	CIV	OTHER
				OWNED		LEASED		OTHER							
				COUNT	SQFT	COUNT	SQFT	COUNT	SQFT						
Curtis Bay - Baltimore		Army Reserve	Baltimore	3	27,915	0	0	0	0	18	18	159.1	0	0	0
Fort Detrick		Army Active	Frederick	208	2,349,303	0	0	317	721,698	1,153	1,153	8,339.4	1,249	3,393	2,436
Fort George G Meade		Army Active	Fort Meade	275	4,683,292	10	40,912	1,210	4,796,504	5,067	5,067	2,351.4	18,373	30,609	1,773
Glenn Forest		Navy Active	Lexington Park	0	0	0	0	58	438,608	139	139	66.4	0	0	0
Governors Bridge Globecom Annex		AF Active	Davidsonville	2	26,540	0	0	0	0	864	864	19.2	0	0	0
Jachman USARC		Army Reserve	Owings Mills	3	48,350	0	0	0	0	14	14	10.9	277	0	0
Martin State Apt		AF Guard	Middle River	53	419,830	0	0	0	0	0	175	136.8	1,883	0	0
NAS Patuxent River		Navy Active	Patuxent River	517	6,594,597	0	0	193	318,223	6,398	6,398	2,641.0	1,600	8,223	0
National Geospatial Intelligence Agency		Army Active	Bethesda	8	681,911	0	0	0	0	40	40	173.5	0	0	0
National Naval Medical Center Bethesda		Navy Active	Bethesda	84	3,550,514	0	0	0	0	242	243	1,423.6	2,586	2,299	0
Naval Academy North Severn		Navy Active	Annapolis	69	650,109	0	0	44	237,298	806	806	260.6	7	0	0
NG Pvt Henry Costin		Army Guard	Laurel	0	0	0	0	3	56,225	0	23	13.9	241	0	0
NMIC Suitland		Navy Active	Suitland	8	822,021	0	0	0	0	42	42	211.6	0	0	0
NSA Annapolis		Navy Active	Annapolis	56	4,095,829	0	0	46	216,876	286	286	1,351.6	0	0	0
NSA Annapolis Chesapeake Bay Detach		Navy Active	Solomons	54	182,843	0	0	0	0	168	168	79.9	0	0	0
NSA Annapolis Gambrills Md		Navy Active	Annapolis	56	105,960	0	0	0	0	856	856	26.7	0	0	0
NSA South Potomac Stump Neck Area		Navy Active	Indian Head	89	399,538	0	0	0	0	1,087	1,087	125.5	0	0	0
NSWC Carderock		Navy Active	Bethesda	78	1,894,465	0	0	0	0	186	186	641.2	0	0	0
NSWC Indian Head		Navy Active	Indian Head	1,011	2,637,216	0	0	67	250,472	1,959	1,959	1,147.2	0	0	0
Solomons Island MD		Navy Active	Solomons	114	286,842	0	0	1	5,340	295	295	82.7	0	0	0
Summerfield FH Site 1		AF Active	Landover	0	0	194	1,942,174	0	0	0	234	282.1	0	0	0
Upper Yard Annapolis		Navy Active	Annapolis	43	544,544	0	0	57	417,258	69	69	271.7	0	0	0
USA Adelphi Laboratory Ctr		Army Active	Hyattsville	35	1,140,149	0	0	3	240	207	207	374.5	105	842	11
Walter Reed AMC Forest Glen		Army Active	Silver Spring	46	1,054,157	0	0	0	0	132	132	319.5	252	481	264
Walter Reed AMC Glen Haven		Army Active	Silver Spring	1	6,996	0	0	24	448,086	21	21	69.9	4	8	5
Webster Field		Navy Active	Saint Inigoes	71	564,881	0	0	1	190	968	968	257.0	0	0	0
<b>* OTHER SITE(S) : 90</b>				<b>108</b>	<b>512,871</b>	<b>169</b>	<b>1,344,569</b>	<b>7</b>	<b>168,537</b>	<b>6,524</b>	<b>7,226</b>	<b>425.1</b>	<b>1,679</b>	<b>12</b>	<b>1</b>
<b>Maryland Total:</b>				<b>4,829</b>	<b>54,390,072</b>	<b>373</b>	<b>3,327,655</b>	<b>2,054</b>	<b>8,200,934</b>	<b>108,451</b>	<b>109,598</b>	<b>28,211.5</b>	<b>37,617</b>	<b>59,305</b>	<b>6,038</b>

**Massachusetts**

4th MAW Chicopee Housing		MC Reserve	Chicopee	0	0	0	0	59	275,022	84	84	47.1	0	0	0
--------------------------	--	------------	----------	---	---	---	---	----	---------	----	----	------	---	---	---

\* US Locations that do not meet criteria of at least ten (10) Acres AND at least \$10M PRV. US Territories and Non-US Locations that do not meet criteria of at least ten (10) Acres OR at least \$10M PRV.

**DEPARTMENT OF DEFENSE**  
**Base Structure Report - As of 30 Sept 2011**

SITE	BRAC 2005	COMPONENT	NAME NEAREST CITY	BUILDINGS						ACRES OWNED	TOTAL ACRES	PRV (\$M)	MIL	CIV	OTHER
				OWNED		LEASED		OTHER							
				COUNT	SQFT	COUNT	SQFT	COUNT	SQFT						
94th RRC HQ USARC		Army Reserve	Ayer	2	81,374	0	0	0	0	14	14	22.1	530	2	0
Barnes MAP (ANG)		AF Guard	Westfield	48	393,852	0	0	0	0	2	373	154.4	1,019	0	0
Cape Cod AS		AF Active	Bourne	16	109,722	0	0	0	0	0	101	49.8	51	7	0
Cpl G M Craig USARC/AMSA 163		Army Reserve	Brockton	2	66,423	0	0	0	0	14	14	18.7	229	0	0
CSO NAS South Weymouth MA		Navy Active	Weymouth	164	995,801	0	0	0	0	1,518	1,518	486.6	0	0	0
CSO NAS South Weymouth Squantum Housing		Navy Active	Weymouth	38	107,962	0	0	0	0	28	28	18.0	0	0	0
Devens Reserve Forces Training Area		Army Reserve	Ayer	134	1,547,343	0	0	0	0	5,212	5,212	540.2	1,919	391	13
Fort Dawes		Navy Active	Weymouth	5	38,582	0	0	0	0	77	77	11.6	0	0	0
George Hampden Crossman USARC		Army Reserve	Taunton	2	68,517	0	0	0	0	10	10	18.7	180	0	0
Hanscom AFB		AF Active	Bedford	138	3,825,931	0	0	2	211,176	527	846	1,221.9	976	1,412	0
MTA Camp Edwards		Army Guard	Buzzards Bay	139	760,678	0	0	11	155,339	0	14,712	446.2	748	46	110
NAVPRO Pittsfield		Navy Active	Pittsfield	7	827,949	0	0	0	0	30	30	229.9	0	0	0
NG Rehoboth-TS Nike 19 COE 25326		Army Guard	Rehoboth	7	38,524	0	0	0	0	0	17	13.2	105	0	0
NG Westfield/Barnes		Army Guard	Westfield	4	67,557	0	0	0	0	0	33	30.5	157	0	0
NWIRP Bedford		Navy Active	Bedford	9	276,796	0	0	0	0	46	79	101.9	0	0	0
Otis ANGB		AF Guard	Otis Angb, Mashpee	120	1,090,502	0	0	0	0	1,353	4,026	700.5	788	90	0
South Boston Support Activity		Army Reserve	Boston	3	583,702	0	0	0	0	11	11	187.4	310	871	243
SSC Hudson Housing		Army Active	Natick	14	50,153	0	0	0	0	134	134	10.5	0	0	0
US Army Soldier Systems Center Natick		Army Active	Natick	79	889,644	0	0	0	0	78	78	290.7	131	1,392	9
Westover ARB		AF Reserve	Chicopee	120	1,663,482	0	0	0	0	1,865	1,935	925.2	370	838	0
Westover MD		Army Reserve	Chicopee	2	52,477	0	0	0	0	12	12	14.5	490	7	0
<b>* OTHER SITE(S) : 31</b>				163	850,494	1	27,145	14	154,012	175	395	268.0	1,236	17	0
<b>Massachusetts Total:</b>				<b>1,216</b>	<b>14,387,465</b>	<b>1</b>	<b>27,145</b>	<b>86</b>	<b>795,549</b>	<b>11,192</b>	<b>29,740</b>	<b>5,807.5</b>	<b>9,239</b>	<b>5,073</b>	<b>375</b>

**Michigan**

1Lt Robert L Poxon USARC	Army Reserve	Southfield	7	93,516	0	0	0	0	26	26	26.3	636	0	0
Alpena County Regional Airport	AF Guard	Alpena	94	455,571	0	0	0	0	0	657	284.0	119	0	0
CTC Fort Custer Trng Center	Army Guard	Augusta	116	633,528	0	0	0	0	7,570	7,570	236.9	1,149	22	84
Detroit Arsenal	Army Active	Warren	79	2,021,494	0	0	2	1,054	170	178	802.0	265	6,881	120
Dr Mary E Walker Mem USARC	Army Reserve	Grand Rapids	2	72,040	0	0	0	0	14	14	20.8	270	2	0
NG Grayling Airfield	Army Guard	Grayling	31	142,028	0	0	0	0	875	875	122.6	0	0	0

\* US Locations that do not meet criteria of at least ten (10) Acres AND at least \$10M PRV. US Territories and Non-US Locations that do not meet criteria of at least ten (10) Acres OR at least \$10M PRV.

**DEPARTMENT OF DEFENSE**  
**Base Structure Report - As of 30 Sept 2011**

SITE	BRAC 2005	COMPONENT	NAME NEAREST CITY	BUILDINGS						ACRES OWNED	TOTAL ACRES	PRV (\$M)	MIL	CIV	OTHER
				OWNED		LEASED		OTHER							
				COUNT	SQFT	COUNT	SQFT	COUNT	SQFT						
NOSC Battle Creek		Navy Reserve	Battle Creek	6	58,116	0	0	0	0	26	157	14.2	0	0	0
Saginaw USARC		Army Reserve	Saginaw	2	37,629	0	0	0	0	13	13	10.9	0	0	0
Selfridge ANGB		AF Guard	Harrison Township	268	2,464,275	0	0	1	2,414	3,079	3,593	1,093.7	1,708	330	0
W K Kellogg Airport		AF Guard	Battle Creek	32	330,241	0	0	0	0	0	318	148.4	1,139	0	0
Wurtsmith AFB		AF Active	Oscoda	154	1,192,953	0	0	0	0	634	634	657.6	0	0	0
* OTHER SITE(S) : 36				78	849,897	11	337,940	15	159,207	1,145	1,219	412.5	3,635	259	68
<b>Michigan Total:</b>				<b>869</b>	<b>8,351,287</b>	<b>11</b>	<b>337,940</b>	<b>18</b>	<b>162,675</b>	<b>13,552</b>	<b>15,254</b>	<b>3,830.1</b>	<b>8,921</b>	<b>7,494</b>	<b>272</b>
<b>Minnesota</b>															
Arden Hills USARC		Army Reserve	St. Paul	3	143,090	0	0	0	0	54	54	29.9	870	27	0
Duluth IAP		AF Guard	Duluth	34	421,668	0	0	0	0	1	285	133.5	1,025	28	0
Fort Snelling USARC/AMSA		Army Reserve	Fort Snelling	7	270,040	0	0	0	0	47	47	67.2	1,213	3	2
Minneapolis-St Paul		AF Reserve	Minneapolis	88	1,166,500	0	0	3	1,832	215	246	393.0	1,576	336	0
NG Arden Hills Army TS		Army Guard	St. Paul	57	137,591	0	0	0	0	1,496	1,496	35.9	58	40	17
NOSC Minneapolis		Navy Reserve	Minneapolis	1	97,226	0	0	0	0	12	12	23.7	0	0	0
NOSC Saint Paul MN		Navy Reserve	Minneapolis	4	69,174	0	0	0	0	10	11	16.6	0	0	0
Twin Cities AAP		Army Active	St. Paul	115	2,840,991	0	0	0	0	677	677	851.5	0	0	0
* OTHER SITE(S) : 30				39	293,911	7	58,519	0	0	164	434	107.2	725	14	0
<b>Minnesota Total:</b>				<b>348</b>	<b>5,440,191</b>	<b>7</b>	<b>58,519</b>	<b>3</b>	<b>1,832</b>	<b>2,677</b>	<b>3,262</b>	<b>1,658.4</b>	<b>5,467</b>	<b>448</b>	<b>19</b>
<b>Mississippi</b>															
BG George A Morris USARC		Army Reserve	Vicksburg	2	75,625	0	0	0	0	13	13	14.7	269	0	0
Camp Keller (De Soto)		Navy Active	Biloxi	6	18,189	0	0	0	0	0	2,483	17.6	0	0	0
Camp Shelby Assault Runway		AF Guard	Camp Shelby	2	9,713	0	0	0	0	0	182	15.5	0	0	0
CBC Gulfport		Navy Active	Gulfport	192	4,285,798	0	0	246	947,144	1,094	1,098	1,002.4	1,858	1,632	0
CBC Gulfport Lakeside Housing		Navy Active	Pascagoula	8	194,302	0	0	0	0	33	33	39.4	0	0	0
CBC Gulfport Sand Hill Housing		AF Active	Biloxi	80	359,739	0	0	0	0	75	75	48.1	0	0	0
Columbus AFB		AF Active	Columbus	174	1,605,381	0	0	0	0	4,411	4,919	729.6	920	540	0
Columbus Auxiliary Airfield		AF Active	Shuqualak	5	8,480	0	0	0	0	895	1,061	31.1	0	0	0
CTA Camp McCain		Army Guard	Grenada	86	349,999	0	0	0	0	12,836	12,836	135.4	352	47	35
Gulfport-Biloxi Regional Airport (ANG)		AF Guard	Gulfport	75	575,446	0	0	0	0	11	267	176.8	393	0	0
Jackson IAP, Thompson Field		AF Guard	Flowood	33	552,514	0	0	0	0	0	139	171.6	1,174	0	0
Keesler AFB		AF Active	Biloxi	712	8,880,971	0	0	1	1,475	1,597	1,670	2,161.9	2,630	1,524	0
Keesler Training Annex 1		AF Active	Biloxi	103	414,083	0	0	0	0	114	114	59.4	0	0	0

\* US Locations that do not meet criteria of at least ten (10) Acres AND at least \$10M PRV. US Territories and Non-US Locations that do not meet criteria of at least ten (10) Acres OR at least \$10M PRV.

**DEPARTMENT OF DEFENSE**  
**Base Structure Report - As of 30 Sept 2011**

SITE	BRAC 2005	COMPONENT	NAME NEAREST CITY	BUILDINGS						ACRES OWNED	TOTAL ACRES	PRV (\$M)	MIL	CIV	OTHER
				OWNED		LEASED		OTHER							
				COUNT	SQFT	COUNT	SQFT	COUNT	SQFT						
Key Field		AF Guard	Meridian	41	412,743	0	0	0	0	0	120	199.0	1,418	8	0
Mississippi AAP		Army Active	Bay St Louis	113	1,680,950	0	0	0	0	0	4,214	392.8	0	0	0
MTA Camp Shelby		Army Guard	Hattiesburg	7	75,829	0	0	1,074	3,626,253	200	133,682	1,237.4	4,151	47	611
NAS Meridian		Navy Active	Meridian	157	1,674,125	0	0	173	300,198	8,061	8,065	704.6	0	0	0
OLF Bravo		Navy Active	Preston	5	9,239	0	0	0	0	1,255	1,463	44.4	0	0	0
Stennis Space Center		Navy Active	Bay St Louis	1	782	1	2,876	79	1,143,807	347	347	258.8	1	0	0
<b>* OTHER SITE(S) : 181</b>				<b>70</b>	<b>782,364</b>	<b>154</b>	<b>323,233</b>	<b>1</b>	<b>5,193</b>	<b>3,738</b>	<b>8,020</b>	<b>202.0</b>	<b>1,821</b>	<b>65</b>	<b>0</b>
<b>Mississippi Total:</b>				<b>1,872</b>	<b>21,966,272</b>	<b>155</b>	<b>326,109</b>	<b>1,574</b>	<b>6,024,070</b>	<b>34,680</b>	<b>180,801</b>	<b>7,642.4</b>	<b>14,987</b>	<b>3,863</b>	<b>646</b>
<b>Missouri</b>															
Belton USARC/AMSA 57		Army Reserve	Belton	2	9,865	0	0	1	48,296	195	195	13.0	615	2	0
Fort Leonard Wood		Army Active	Fort Leonard Wood	1,349	10,846,632	0	0	1,031	3,250,379	53,239	62,911	4,417.5	27,927	3,207	1,609
Fort Leonard Wood Range		AF Guard	Laquey	2	6,449	0	0	1	7,500	0	305	12.6	14	0	0
Jefferson Barracks ANG		AF Guard	Jefferson Barracks	4	941	30	379,997	0	0	0	135	117.1	208	0	0
Kansas City, Belton USARC		Army Reserve	Belton	0	0	3	108,053	0	0	0	34	21.5	0	0	0
Lake City AAP		Army Active	Independence	359	2,953,603	0	0	8	2,299	3,950	3,950	936.7	1	25	0
Lake Of The Ozarks Recreation		Army Active	Linn Creek	18	17,439	0	0	0	0	0	359	22.1	0	0	0
Lambert-St Louis		AF Guard	St. Louis	21	192,532	0	0	0	0	25	48	53.9	1,163	0	0
MCSPTACT Kansas City E Bales		MC Reserve	Belton	8	89,062	0	0	0	0	24	24	19.7	0	0	0
MCSPTACT Kansas City E Kensington		MC Reserve	Belton	5	116,650	0	0	0	0	13	13	29.7	0	0	0
MCSPTACT Kansas City PPV Housing		MC Reserve	Belton	0	0	0	0	239	676,340	41	89	102.2	0	0	0
MTA Camp Crowder Neosho		Army Guard	Neosho	65	201,082	0	0	1	7,200	4,362	4,362	79.0	22	20	25
NG MTA Camp Clark Nevada		Army Guard	Nevada	151	218,207	0	0	19	22,204	615	1,282	100.1	2	20	14
NGA Arnold Site		AF Active	Arnold	4	232,043	0	0	0	0	34	36	50.5	0	0	0
NOSC Kansas City		Navy Reserve	Kansas City	2	49,992	0	0	0	0	0	10	10.8	0	0	0
Rosecrans MAP (139AG)		AF Guard	St. Joseph	43	345,045	0	0	0	0	54	475	122.0	1,213	11	0
Springfield MD/AMSA 54		Army Reserve	Springfield	4	81,899	0	0	0	0	18	18	18.7	289	0	0
St Charles USARC		Army Reserve	St. Charles	23	175,018	0	0	0	0	1,656	1,656	48.8	0	0	0
St Louis 3/Sverdrup USARC		Army Reserve	St. Louis	5	108,694	0	0	0	0	21	21	27.7	510	30	0
St Louis 4/Ord Plant		Army Reserve	St. Louis	4	19,357	0	0	0	0	17	17	13.6	0	0	0
St Louis AFS		AF Active	St. Louis	15	738,188	0	0	0	0	25	25	57.2	24	0	0
Whiteman AFB		AF Active	Whiteman AFB	825	5,100,262	0	0	1	1,964	3,872	5,420	2,174.4	3,493	715	0
<b>* OTHER SITE(S) : 45</b>				<b>90</b>	<b>727,069</b>	<b>15</b>	<b>399,475</b>	<b>6</b>	<b>485,720</b>	<b>3,020</b>	<b>3,163</b>	<b>486.9</b>	<b>2,090</b>	<b>2</b>	<b>0</b>

\* US Locations that do not meet criteria of at least ten (10) Acres AND at least \$10M PRV. US Territories and Non-US Locations that do not meet criteria of at least ten (10) Acres OR at least \$10M PRV.

**DEPARTMENT OF DEFENSE**  
**Base Structure Report - As of 30 Sept 2011**

SITE	BRAC 2005	COMPONENT	NAME NEAREST CITY	BUILDINGS						ACRES OWNED	TOTAL ACRES	PRV (\$M)	MIL	CIV	OTHER
				OWNED		LEASED		OTHER							
				COUNT	SQFT	COUNT	SQFT	COUNT	SQFT						
<b>Missouri Total:</b>				<b>2,999</b>	<b>22,230,028</b>	<b>48</b>	<b>887,525</b>	<b>1,307</b>	<b>4,501,902</b>	<b>71,182</b>	<b>84,549</b>	<b>8,935.9</b>	<b>37,571</b>	<b>4,032</b>	<b>1,648</b>
<b>Montana</b>															
Great Falls IAP		AF Guard	Great Falls	42	452,547	0	0	0	0	1	140	152.6	929	0	0
Malmstrom AF Missile Site Q0		AF Active	Shelby	4	12,442	0	0	0	0	15	137	11.0	0	0	0
Malmstrom AFB		AF Active	Malmstrom AFB	842	5,449,276	0	0	0	0	3,189	3,628	1,698.8	3,197	619	0
MTA Fort Wm Henry Harrison		Army Guard	Helena	111	720,345	0	0	1	1,080	0	6,387	205.6	995	258	76
NG Fort Missoula - FMS 02		Army Guard	Missoula	12	71,113	0	0	0	0	14	14	14.4	36	4	1
NG Helena Aviation RC- AASF- C12		Army Guard	Helena	5	955	0	0	7	221,332	0	60	71.4	471	117	0
NG MTA Limestone Hills		Army Guard	Townsend	3	7,968	0	0	3	2,024	0	19,997	37.5	0	0	0
SGT Ernest Veuve Hall/AMSA 75		Army Reserve	Missoula	5	65,353	0	0	0	0	3	16	16.8	0	0	0
<b>* OTHER SITE(S) : 246</b>				<b>280</b>	<b>402,218</b>	<b>4</b>	<b>17,436</b>	<b>0</b>	<b>0</b>	<b>5,428</b>	<b>31,385</b>	<b>1,619.8</b>	<b>223</b>	<b>17</b>	<b>0</b>
<b>Montana Total:</b>				<b>1,304</b>	<b>7,182,217</b>	<b>4</b>	<b>17,436</b>	<b>11</b>	<b>224,436</b>	<b>8,649</b>	<b>61,763</b>	<b>3,828.0</b>	<b>5,851</b>	<b>1,015</b>	<b>77</b>
<b>Nebraska</b>															
Camp Ashland		Army Guard	Ashland	51	197,676	0	0	0	0	980	980	65.8	903	10	16
Cornhusker AAP		Army Active	Grand Island	15	16,282	1	2,839	0	0	297	297	68.1	0	0	0
Lincoln MAP		AF Guard	Lincoln	22	339,016	0	0	0	0	97	114	111.7	987	0	0
Lincoln USARC 2		Army Reserve	Lincoln	3	55,732	0	0	0	0	10	10	12.2	0	0	0
NG Greenlief TS/UTES 01		Army Guard	Hastings	119	316,955	0	0	0	0	3,239	3,239	128.2	167	15	24
NG Lincoln AASF/Readiness Center		Army Guard	Lincoln	8	203,014	0	0	0	0	65	65	55.0	701	65	68
NG Mead TS/FMS 06/UTES 02		Army Guard	Mead	16	89,899	0	0	0	0	1,197	1,197	20.4	1	23	0
Offutt AFB		AF Active	Offutt A.F.B.	225	5,829,134	0	0	0	0	1,908	1,923	1,806.7	4,775	2,327	0
Offutt Communications Annex 2 Globecom		AF Active	Elkhorn	9	136,501	0	0	0	0	372	372	38.2	0	0	0
Offutt FH Annex		AF Active	Offutt A.F.B.	34	414,129	0	0	0	0	790	793	201.7	0	0	0
<b>* OTHER SITE(S) : 110</b>				<b>124</b>	<b>413,720</b>	<b>11</b>	<b>149,002</b>	<b>0</b>	<b>0</b>	<b>1,734</b>	<b>12,178</b>	<b>647.8</b>	<b>907</b>	<b>48</b>	<b>0</b>
<b>Nebraska Total:</b>				<b>626</b>	<b>8,012,058</b>	<b>12</b>	<b>151,841</b>	<b>0</b>	<b>0</b>	<b>10,690</b>	<b>21,169</b>	<b>3,155.8</b>	<b>8,441</b>	<b>2,488</b>	<b>108</b>
<b>Nevada</b>															
Creech AFB		AF Active	Indian Springs	119	825,733	0	0	0	0	2,300	2,300	524.8	2,273	64	0
Hawthorne Army Depot		Army Active	Hawthorne	2,494	9,664,903	0	0	2	15,356	7,284	147,091	4,078.6	865	49	0
NAS Fallon		Navy Active	Fallon	304	2,053,590	0	0	158	261,945	4,428	10,429	1,250.2	905	195	0
NAS Fallon EW Range Fac		Navy Active	Fallon	7	33,550	0	0	0	0	0	1,831	50.0	0	0	0

\* US Locations that do not meet criteria of at least ten (10) Acres AND at least \$10M PRV. US Territories and Non-US Locations that do not meet criteria of at least ten (10) Acres OR at least \$10M PRV.

**DEPARTMENT OF DEFENSE**  
**Base Structure Report - As of 30 Sept 2011**

SITE	BRAC 2005	COMPONENT	NAME NEAREST CITY	BUILDINGS						ACRES OWNED	TOTAL ACRES	PRV (\$M)	MIL	CIV	OTHER
				OWNED		LEASED		OTHER							
				COUNT	SQFT	COUNT	SQFT	COUNT	SQFT						
NAS Fallon Target B-16		Navy Active	Fallon	1	480	0	0	0	0	0	27,259	19.5	0	0	0
NAS Fallon Target B-17		Navy Active	Fallon	3	4,544	0	0	0	0	0	52,940	26.5	0	0	0
NAS Fallon Target B-19		Navy Active	Fallon	1	480	0	0	0	0	0	29,276	22.0	0	0	0
NAS Fallon Target B-20		Navy Active	Fallon	4	1,754	0	0	0	0	19,429	41,117	21.2	0	0	0
Nellis AFB		AF Active	Las Vegas	615	6,085,486	0	0	0	0	5,214	14,160	3,094.0	7,090	1,376	0
Nellis AFB		Army Reserve	Las Vegas	3	82,549	0	0	0	0	22	22	40.6	331	472	0
Nellis Air Force Range		AF Active	Indian Springs	68	124,117	0	0	0	0	2,955,578	3,092,317	258.1	0	0	0
Nellis Water System Annex		AF Active	North Las Vegas	2	19,347	0	0	0	0	104	107	16.5	0	0	0
Reno Tahoe IAP		AF Guard	Reno	33	389,909	0	0	0	0	0	60	163.8	1,146	0	0
Tonopah AFS Z164		AF Active	Tonopah	17	38,431	0	0	0	0	47	47	14.2	0	0	0
Tonopah Auxiliary Airfield Annex		AF Active	Tonopah	148	1,651,480	0	0	0	0	2,157	2,157	932.7	0	0	0
Tonopah Auxiliary Airfield Annex 2		AF Active	Tonopah	93	782,042	0	0	0	0	109	109	220.7	0	0	0
* OTHER SITE(S) : 35				26	145,876	5	14,389	3	11,344	21,984	108,671	76.0	787	0	1
<b>Nevada Total:</b>				<b>3,938</b>	<b>21,904,271</b>	<b>5</b>	<b>14,389</b>	<b>163</b>	<b>288,645</b>	<b>3,018,657</b>	<b>3,529,895</b>	<b>10,809.4</b>	<b>13,397</b>	<b>2,156</b>	<b>1</b>
<b><u>New Hampshire</u></b>															
MD Londonderry		Army Reserve	Londonderry	5	135,367	0	0	0	0	49	49	36.8	969	26	3
New Boston AS		AF Active	New Boston	26	133,167	0	0	0	0	2,826	2,873	80.2	8	42	0
Newington Defense Fuel Support Point		AF Active	Newington	4	9,462	0	0	0	0	10	15	56.6	0	0	0
NG Boscawen NH State Veterans Cemetery		Army Guard	Boscawen	0	0	0	0	0	0	0	104	85.8	0	0	0
Pease ANGB		AF Guard	Portsmouth	52	522,201	0	0	2	834	219	219	244.8	0	1	0
Somersworth USARC		Army Reserve	Somersworth	3	56,045	0	0	0	0	15	15	15.9	147	0	0
* OTHER SITE(S) : 5				10	71,833	0	0	0	0	12	12	19.4	203	0	0
<b>New Hampshire Total:</b>				<b>100</b>	<b>928,075</b>	<b>0</b>	<b>0</b>	<b>2</b>	<b>834</b>	<b>3,131</b>	<b>3,287</b>	<b>539.5</b>	<b>1,327</b>	<b>69</b>	<b>3</b>
<b><u>New Jersey</u></b>															
Air Mobility Warfare Center		AF Active	Fort Dix	13	274,492	0	0	0	0	32	32	80.1	0	0	0
Atlantic City IAP		AF Guard	Egg Harbor Township	40	417,502	0	0	2	16,080	0	296	167.2	1,199	0	0
Caven Point USARC		Army Reserve	Jersey City	7	66,491	0	0	0	0	27	27	24.7	420	0	0
Fort Dix		AF Active	Fort Dix	684	5,765,669	0	0	0	0	30,636	30,636	2,873.9	6,218	1,021	732
Fort Monmouth Main Post		Army Active	Red Bank	450	5,066,507	0	0	1	5,100	1,126	1,126	1,680.1	507	3,960	552
McGuire AFB		AF Active	McGuire AFB	265	4,972,111	0	0	1	4,800	3,603	3,660	2,317.3	5,457	1,649	0
McGuire Air Defense Missile Site		AF Active	New Egypt	20	130,430	0	0	2	5,310	219	219	644.3	0	0	0

\* US Locations that do not meet criteria of at least ten (10) Acres AND at least \$10M PRV. US Territories and Non-US Locations that do not meet criteria of at least ten (10) Acres OR at least \$10M PRV.

**DEPARTMENT OF DEFENSE**  
**Base Structure Report - As of 30 Sept 2011**

SITE	BRAC 2005	COMPONENT	NAME NEAREST CITY	BUILDINGS						ACRES OWNED	TOTAL ACRES	PRV (\$M)	MIL	CIV	OTHER
				OWNED		LEASED		OTHER							
				COUNT	SQFT	COUNT	SQFT	COUNT	SQFT						
NAWCADLKE Non-NIF Lakehurst		AF Active	Lakehurst	193	2,683,768	0	0	1	4,733	7,408	7,408	1,237.1	0	0	0
NG NAS Lakehurst TS		Army Guard	Lakehurst	3	127,726	0	0	0	0	190	190	40.9	0	0	0
NWS Earle NJ		Navy Active	Colts Neck	354	1,606,887	0	0	137	702,469	11,146	11,146	995.7	0	0	0
Pedricktown Support Facility		Army Reserve	Pedricktown	19	101,384	0	0	0	0	39	39	26.4	0	0	0
Picatiny Arsenal		Army Active	Dover	650	3,495,270	0	0	16	65,750	6,494	6,494	1,440.6	230	4,584	448
SGT J.W. Joyce Kilmer USARC		Army Reserve	Edison	3	97,395	0	0	0	0	24	24	26.6	0	0	0
Warren Grove Range		AF Guard	Warren Grove	7	11,430	0	0	0	0	9,416	9,416	11.4	0	0	0
Waterfront Earle		Navy Active	Colts Neck	38	302,355	0	0	1	4,000	705	705	455.7	0	0	0
* OTHER SITE(S) : 23				22	349,164	0	0	1	3,600	142	408	122.9	1,194	2	0
<b>New Jersey Total:</b>				<b>2,768</b>	<b>25,468,581</b>	<b>0</b>	<b>0</b>	<b>162</b>	<b>811,842</b>	<b>71,206</b>	<b>71,824</b>	<b>12,145.0</b>	<b>15,225</b>	<b>11,216</b>	<b>1,732</b>
<b><u>New Mexico</u></b>															
Boles Wells Water System Annex		AF Active	Holloman AFB	3	6,431	0	0	0	0	2,694	7,411	28.2	0	0	0
Cannon AFB		AF Active	Cannon AFB	441	3,062,241	0	0	1	4,500	3,460	4,213	1,246.1	3,629	480	0
Cannon AFB Site 2		AF Active	Cannon AFB	220	708,165	0	0	0	0	309	309	139.9	0	0	0
Cannon Meadows Housing Area		AF Active	Portales	0	0	151	249,897	0	0	0	39	37.4	0	0	0
Cannon Place Housing Area		AF Active	Clovis	0	0	202	336,765	0	0	0	40	50.7	0	0	0
Fort Bliss AAA Ranges		Army Active	Orogrande	402	1,213,148	0	0	11	3,981	131,224	995,404	842.8	46	40	1
Fort Wingate Depot Activity		Army Active	Fort Wingate	828	1,922,434	0	0	0	0	307	16,691	677.8	0	12	4
Holloman AFB		AF Active	Holloman AFB	481	5,370,503	0	0	20	578,828	10,601	53,602	2,549.8	2,980	876	0
Jenkins MD		Army Reserve	Albuquerque	8	108,771	0	0	0	0	0	12	25.0	544	12	0
Kirtland AFB		AF Active	Kirtland AFB	762	7,534,644	0	0	0	0	25,540	43,991	2,830.5	3,972	2,272	0
Melrose Air Force Range		AF Active	Floyd	12	17,479	0	0	0	0	51,810	79,973	54.9	0	0	0
White Sands Missile Range		Army Active	Las Cruces	1,080	4,996,199	0	0	473	823,141	942,933	2,293,431	2,829.3	1,068	2,199	347
White Sands NM		Navy Active	White Sands Msl Rge	43	214,455	0	0	0	0	85	85	65.6	0	0	0
* OTHER SITE(S) : 35				75	307,750	1	20	10	5,958	128,998	134,288	113.3	414	0	0
<b>New Mexico Total:</b>				<b>4,355</b>	<b>25,462,219</b>	<b>354</b>	<b>586,682</b>	<b>515</b>	<b>1,416,408</b>	<b>1,297,961</b>	<b>3,629,488</b>	<b>11,491.1</b>	<b>12,653</b>	<b>5,891</b>	<b>352</b>
<b><u>New York</u></b>															
4th MARDIV Brooklyn NY		MC Reserve	New York City	4	127,989	0	0	0	0	72	72	52.2	0	0	0
Air Force Plant 59		AF Active	Johnson City	4	637,238	0	0	0	0	29	32	173.7	0	0	0
Amityville MD		Army Reserve	Amityville	7	63,708	0	0	0	0	15	15	22.1	610	0	0
CW2 Kerry P. Hein USARC		Army Reserve	Shoreham	6	46,261	0	0	0	0	23	23	18.9	466	2	0
Ernie Pyle USARC/AMSA 12		Army Reserve	New York City	10	296,552	0	0	0	0	36	36	96.5	2,224	39	0

\* US Locations that do not meet criteria of at least ten (10) Acres AND at least \$10M PRV. US Territories and Non-US Locations that do not meet criteria of at least ten (10) Acres OR at least \$10M PRV.



**DEPARTMENT OF DEFENSE**  
**Base Structure Report - As of 30 Sept 2011**

SITE	BRAC 2005	NAME NEAREST CITY	BUILDINGS						ACRES OWNED	TOTAL ACRES	PRV (\$M)	MIL	CIV	OTHER	
			OWNED		LEASED		OTHER								
			COUNT	SQFT	COUNT	SQFT	COUNT	SQFT							
Fort Drum		Army Active	Evans Mills	1,257	10,811,883	651	3,331,706	1,323	6,231,415	107,265	107,648	5,879.9	18,725	2,375	1,083
Fort Hamilton		Army Active	New York City	48	782,597	0	0	29	458,479	178	178	632.4	1,012	506	211
Francis S. Gabreski Airport		AF Guard	Westhampton Beach	33	386,673	0	0	0	0	0	89	165.1	1,118	0	0
Hancock Field		AF Guard	Syracuse	47	498,375	0	0	1	26,000	342	342	218.3	1,227	0	0
Housing Ballston Spa		Navy Active	Saratoga Spgs	0	0	0	0	60	156,565	31	31	23.0	0	0	0
MAJ D W Holleder USARC		Army Reserve	Webster	3	65,495	0	0	0	0	12	12	16.3	317	6	0
MCRC Syracuse		MC Reserve	Syracuse	9	36,622	0	0	0	0	264	264	39.6	0	0	0
Naval Support Unit Saratoga Springs		Navy Active	Saratoga Spgs	9	51,635	0	0	23	150,041	39	61	40.2	0	0	0
NAVSUBASE New London Mitchel Field		Navy Active	Hempstead	4	70,229	0	0	93	365,213	45	45	76.8	0	0	0
NAVSUBASE New London Mitchel Manor 1		Navy Active	Hempstead	0	0	0	0	15	221,845	30	30	34.1	0	0	0
NAVSUBASE New London Mitchel Manor 2		Navy Active	East Meadow	0	0	0	0	9	143,094	37	37	27.8	0	0	0
Neads Unit, Rome		AF Guard	Rome	4	60,228	0	0	0	0	39	39	22.0	0	0	0
NG Farmingdale TS OMS 18		Army Guard	Farmingdale	2	215,624	0	0	0	0	13	13	51.2	1,058	0	0
NG Rochester CSMS C		Army Guard	Rochester	5	75,713	0	0	0	0	10	10	18.9	0	0	0
NG Youngstown TS		Army Guard	Ransomville	44	66,328	0	0	0	0	860	860	28.5	0	0	0
Niagara Falls		AF Reserve	Niagara Falls	92	1,063,135	0	0	0	0	545	982	418.8	1,147	346	0
Niagara Falls MD		Army Reserve	Niagara Falls	14	179,803	0	0	0	0	22	22	35.7	386	18	0
NOSC Rochester NY		Navy Reserve	Rochester	2	53,138	0	0	0	0	10	10	13.3	0	0	0
NUWC Fishers Island		Navy Active	Fishers Island	8	17,754	0	0	0	0	72	78	10.7	0	0	0
Orangeburg USARC		Army Reserve	Orangeburg	7	46,334	0	0	0	0	306	306	14.8	344	0	0
Plattsburgh AFB		AF Active	Plattsburgh	1,398	5,087,606	0	0	0	0	4,686	4,686	1,650.8	0	0	0
Rome Laboratory		AF Active	Rome	14	1,416,161	0	0	0	0	113	117	401.9	0	0	0
Schenectady MAP (ANG)		AF Guard	Schenectady	40	425,076	0	0	0	0	0	124	151.0	1,337	0	0
Seneca Army Depot Activity		Army Active	Romulus	16	49,827	0	0	0	0	1,381	1,381	54.0	0	0	0
SGT Horace D Bradt USARC		Army Reserve	Schenectady	5	54,334	0	0	0	0	12	12	13.9	429	0	0
SSG Frederick J. III Jr. USARC		Army Reserve	Bullville	7	41,882	0	0	0	0	153	153	13.8	168	0	0
Staten Island USARC		Army Reserve	New York City	5	122,732	0	0	0	0	14	14	28.4	638	9	0
Stewart Annex		Army Active	Holtsville	4	68,493	0	0	0	0	10	10	34.1	9	1	18
Stewart IAP		AF Guard	Newburgh	48	891,019	0	0	1	28,799	41	309	521.9	1,494	0	0
Stewart Newburgh USARC		Army Reserve	New Windsor	7	91,504	0	0	0	0	40	40	70.2	205	0	0
Verona Defense Fuel Support Point		AF Active	Verona	5	4,806	0	0	0	0	35	35	28.8	0	0	0

\* US Locations that do not meet criteria of at least ten (10) Acres AND at least \$10M PRV. US Territories and Non-US Locations that do not meet criteria of at least ten (10) Acres OR at least \$10M PRV.

**DEPARTMENT OF DEFENSE**  
**Base Structure Report - As of 30 Sept 2011**

SITE	BRAC 2005	COMPONENT	NAME NEAREST CITY	BUILDINGS						ACRES OWNED	TOTAL ACRES	PRV (\$M)	MIL	CIV	OTHER
				OWNED		LEASED		OTHER							
				COUNT	SQFT	COUNT	SQFT	COUNT	SQFT						
Verona Test Annex		AF Active	Vernon	19	62,139	0	0	0	0	494	495	24.6	0	0	0
Watervliet Arsenal		Army Active	Troy	69	2,111,659	0	0	0	0	143	143	546.7	164	988	233
West Point Mil Reservation		Army Active	West Point	532	7,564,762	1	19,054	2	37,600	16,068	16,068	3,466.5	6,391	2,545	1,100
<b>* OTHER SITE(S) : 167</b>				115	1,615,150	129	200,059	219	349,647	1,349	1,509	536.4	57,236	3,097	0
<b>New York Total:</b>				<b>3,903</b>	<b>35,260,464</b>	<b>781</b>	<b>3,550,819</b>	<b>1,775</b>	<b>8,168,698</b>	<b>134,835</b>	<b>136,331</b>	<b>15,673.9</b>	<b>96,705</b>	<b>9,932</b>	<b>2,645</b>
<b>North Carolina</b>															
801 Housing/Heritage Village		Army Active	Raeford	0	0	252	658,104	0	0	0	70	95.1	0	0	0
81st RSC - Cary USARC		Army Reserve	Cary	3	67,747	0	0	0	0	18	18	48.5	0	0	0
ALF Bogue		MC Active	Bogue	19	44,011	0	0	0	0	850	850	30.2	0	0	0
Camp Mackall		Army Active	Hoffman	60	222,179	0	0	0	0	7,917	63,197	133.6	1,269	134	0
Charlotte USARC		Army Reserve	Charlotte	8	91,022	0	0	0	0	14	14	17.8	544	2	0
Charlotte/Douglas IAP		AF Guard	Charlotte	35	385,706	0	0	0	0	0	103	146.7	1,312	0	0
Dare County Range		AF Active	Stumpy Point	13	33,620	0	0	0	0	46,595	46,604	24.3	0	0	0
Fort Bragg		Army Active	Fort Bragg	2,584	32,101,589	0	0	3,298	12,386,028	153,079	153,081	16,919.2	55,619	10,195	5,008
Fort Fisher Recreation Site		AF Active	Kure Beach	55	128,188	0	0	0	0	40	40	29.5	0	0	0
Greater Sandy Run Area (GSRA) Site		MC Active	Camp Lejeune	26	47,155	0	0	0	0	40,126	41,002	184.1	0	0	0
Greenville USARC		Army Reserve	Greenville	4	94,474	0	0	0	0	15	15	18.9	0	0	0
Harvey Point NC		Navy Active	Hertford	21	40,593	0	0	0	0	1,675	1,791	36.2	0	0	0
MCAS Cherry Point		MC Active	Cherry Point	488	7,878,659	4	28,678	1,098	2,657,403	13,087	13,145	3,346.5	20,587	19,320	0
MCB Camp Lejeune		MC Active	Camp Lejeune	1,239	14,893,971	60	97,748	1,595	2,720,298	82,984	87,907	5,492.9	#####	61,242	0
MCB Camp Lejeune Oak Grove		MC Active	Pollocksville	3	5,275	0	0	0	0	976	976	26.0	0	0	0
MCB Camp Lejeune West Site		MC Active	Camp Lejeune	653	5,309,002	17	39,150	346	470,934	2,773	3,728	1,956.6	5,856	3,056	0
Military Ocean Tml Sunny Point		Army Active	Southport	95	363,614	0	0	0	0	16,318	16,318	665.9	36	13	0
Morehead City USARC/AMSA 128		Army Reserve	Morehead City	4	38,594	0	0	0	0	24	24	11.4	11	13	0
NG Asheville Armory/FMS 01		Army Guard	Asheville	0	0	0	0	2	41,490	0	15	10.1	0	0	0
NG Foothills Readiness Ctr/FMS 2		Army Guard	Lenoir	0	0	0	0	3	68,545	0	25	33.2	0	0	0
NOSC Greensboro NC		Navy Reserve	Greensboro	5	70,122	0	0	0	0	10	10	15.2	0	0	0
OLF Atlantic		MC Active	Bogue	8	18,681	0	0	0	0	5,079	5,084	56.0	0	0	0
Point Of Marsh Target		MC Active	Atlantic	7	20,058	0	0	1	216	12,835	12,835	13.4	0	0	0
Seymour Johnson AFB		AF Active	Seymour Johnson AFB	1,042	4,836,149	0	0	0	0	3,232	4,118	1,294.0	4,477	673	0
Stanly County Airport		AF Guard	New London	36	143,707	0	0	0	0	0	114	49.2	180	5	0
<b>* OTHER SITE(S) : 70</b>				302	2,318,840	10	63,915	1,083	4,739,727	1,989	1,249,643	1,354.6	1,971	99	24

\* US Locations that do not meet criteria of at least ten (10) Acres AND at least \$10M PRV. US Territories and Non-US Locations that do not meet criteria of at least ten (10) Acres OR at least \$10M PRV.

**DEPARTMENT OF DEFENSE**  
**Base Structure Report - As of 30 Sept 2011**

SITE	BRAC 2005	COMPONENT	NAME NEAREST CITY	BUILDINGS						ACRES OWNED	TOTAL ACRES	PRV (\$M)	MIL	CIV	OTHER
				OWNED		LEASED		OTHER							
				COUNT	SQFT	COUNT	SQFT	COUNT	SQFT						
<b>North Carolina Total:</b>				<b>6,710</b>	<b>69,152,955</b>	<b>343</b>	<b>887,595</b>	<b>7,426</b>	<b>23,084,641</b>	<b>389,636</b>	<b>1,700,726</b>	<b>32,009.1</b>	<b>203,470</b>	<b>94,752</b>	<b>5,032</b>
<b>North Dakota</b>															
Cavalier AS		AF Active	Mountain	33	411,055	0	0	1	384	278	295	154.2	22	6	0
Defense Fuel Support Point		AF Active	Grand Forks	4	2,853	0	0	0	0	11	28	62.3	0	0	0
Grand Forks AFB		AF Active	Grand Forks AFB	807	5,719,832	0	0	0	0	4,830	5,420	1,628.2	1,101	363	0
Hector IAP		AF Guard	Fargo	38	461,245	0	0	1	4,207	0	250	167.4	981	0	0
Lewis and Clark USARC		Army Reserve	Bismarck	7	47,471	0	0	0	0	10	10	10.9	147	11	0
Mickelsen Stanley R SFG MSR		Army Reserve	Nekoma	13	277,261	0	0	0	0	631	631	99.1	0	0	0
Mickelsen Stanley R SFG RSL 1		Army Reserve	Hampden	2	15,267	0	0	0	0	315	315	10.0	0	0	0
Mickelsen Stanley R SFG RSL 3		Army Reserve	Mountain	3	15,130	0	0	0	0	333	333	11.8	0	0	0
Mickelsen Stanley R SFG RSL 4		Army Reserve	Fairdale	2	15,409	0	0	0	0	318	318	10.8	0	0	0
Minot AFB		AF Active	Minot AFB	1,240	7,963,414	0	0	0	0	4,965	5,616	2,453.9	5,286	649	0
NG Grand Forks Armory		Army Guard	Grand Forks	1	90,659	0	0	0	0	0	11	21.4	367	1	5
NG Minot MD		Army Guard	Minot	1	121,697	0	0	0	0	0	22	33.6	208	41	4
* OTHER SITE(S) : 179				383	310,468	0	0	1	11,300	3,707	21,422	1,156.9	47	0	0
<b>North Dakota Total:</b>				<b>2,534</b>	<b>15,451,761</b>	<b>0</b>	<b>0</b>	<b>3</b>	<b>15,891</b>	<b>15,398</b>	<b>34,671</b>	<b>5,820.6</b>	<b>8,159</b>	<b>1,071</b>	<b>9</b>
<b>Northern Mariana Islands</b>															
9th RRC - Saipan		Army Reserve	Saipan	5	15,706	0	0	0	0	5	5	23.4	111	7	0
Farrallon De Medinilla		Navy Active	Saipan, Mariana Isl	0	0	0	0	0	0	0	206	0.0	0	0	0
NAVBASE Guam Saipan		Navy Active	Saipan, Mariana Isl	0	0	0	0	0	0	0	177	0.0	0	0	0
NAVBASE Guam Tinian		Navy Active	Tinian, Mariana Isl	0	0	0	0	0	0	0	15,347	0.1	0	0	0
<b>Northern Mariana Islands Total:</b>				<b>5</b>	<b>15,706</b>	<b>0</b>	<b>0</b>	<b>0</b>	<b>0</b>	<b>5</b>	<b>15,735</b>	<b>23.5</b>	<b>111</b>	<b>7</b>	<b>0</b>
<b>Ohio</b>															
(Cooney USARC/AMSA 165 S-S)		Army Reserve	Milan	3	19,700	0	0	0	0	10	10	11.6	119	0	0
83rd Div Memorial USARC/AMSA		Army Reserve	Columbus	3	156,017	0	0	0	0	20	20	30.1	779	37	1
Blue Ash ANG		AF Guard	Blue Ash	15	51,903	0	0	0	0	0	12	13.8	201	0	0
Bratenahl		Navy Active	Cleveland	11	77,147	0	0	0	0	27	31	20.9	0	0	0
Camp Perry (ANG)		AF Guard	Port Clinton	17	106,842	1	12,545	0	0	0	59	33.6	219	0	0
Defense Supply Center Columbus		Army Active	Columbus	48	3,833,071	0	0	2	612,000	489	489	869.2	12	0	36
Fort Hayes Memorial USARC		Army Reserve	Columbus	3	49,281	0	0	0	0	11	11	13.0	201	0	0
Kings Mills Memorial USARC		Army Reserve	Maineville	8	97,784	0	0	0	0	19	19	17.2	324	0	0
Mansfield Lahm MAP		AF Guard	Mansfield	30	289,693	0	0	0	0	0	290	93.4	938	0	0

\* US Locations that do not meet criteria of at least ten (10) Acres AND at least \$10M PRV. US Territories and Non-US Locations that do not meet criteria of at least ten (10) Acres OR at least \$10M PRV.

**DEPARTMENT OF DEFENSE**  
**Base Structure Report - As of 30 Sept 2011**

SITE	BRAC 2005	COMPONENT	NAME NEAREST CITY	BUILDINGS						ACRES OWNED	TOTAL ACRES	PRV (\$M)	MIL	CIV	OTHER
				OWNED		LEASED		OTHER							
				COUNT	SQFT	COUNT	SQFT	COUNT	SQFT						
Mansfield MD		Army Guard	Mansfield	3	84,706	0	0	0	0	24	24	16.7	0	0	0
MCRC Brook Park		MC Reserve	Brook Park	5	63,486	0	0	0	0	11	11	13.2	0	0	0
NG Camp Sherman TS		Army Guard	Chillicothe	12	55,435	0	0	0	0	463	463	14.7	164	2	1
NG Defense Supply Center Columbus ARNG Support Center		Army Guard	Columbus	6	364,411	0	0	0	0	40	40	79.8	0	99	0
NG McConnellsville TS		Army Guard	McConnellsville	13	187,448	0	0	0	0	444	444	37.7	394	12	4
NG Rickenbacker (MTA)		Army Guard	Columbus	27	261,967	0	0	1	71,914	124	124	113.1	932	14	67
NOSC Columbus		Navy Reserve	Columbus	8	136,503	0	0	0	0	24	24	27.9	0	0	0
NOSC Toledo Oh		Navy Reserve	Toledo	3	52,591	0	0	0	0	14	14	12.8	0	0	0
PFC Devin J. Grella USARC/AMSA 3		Army Reserve	North Canton	3	66,263	0	0	0	0	10	10	15.6	236	12	0
Ravenna AAP		Army Active	Ravenna	28	184,374	0	0	0	0	1,280	1,280	69.3	0	0	17
Ravenna Training and Log Site		Army Guard	Newton Falls	917	3,556,240	0	0	0	0	20,140	20,140	940.4	413	18	6
Rickenbacker IAP (ANG)		AF Guard	Columbus	21	470,913	0	0	0	0	1,019	1,019	243.7	1,335	1	0
Rickenbacker USARC		Army Reserve	Columbus	1	114,072	0	0	0	0	24	28	23.0	255	0	0
Springfield Beckley MAP		AF Guard	Springfield	38	391,481	0	0	0	0	0	157	119.0	1,125	3	0
Springfield MD		Army Guard	Springfield	3	83,747	0	0	0	0	77	77	16.2	0	0	0
Taylor Station Road USARC		Army Reserve	Blacklick	3	79,980	0	0	0	0	10	10	14.6	294	0	0
Toledo Area USAR		Army Reserve	Monclova	2	71,671	0	0	0	0	0	52	16.1	222	16	0
Toledo/Exp Airport		AF Guard	Swanton	39	337,335	0	0	0	0	0	135	108.3	1,095	0	0
Twinsburg USARC/AMSA 123		Army Reserve	Twinsburg	2	113,167	0	0	0	0	24	24	25.9	498	21	0
US Army Joint Sys Mfg Ctr Lima		Army Active	Lima	43	1,628,320	0	0	0	0	370	370	337.4	5	44	0
Wright-Patt Site 2		AF Active	Wright-Patterson AFB	199	8,738,475	0	0	0	0	2,366	2,366	2,908.5	0	0	0
Wright-Patterson AFB		AF Active	Wright-Patterson AFB	405	8,130,362	1	202,306	0	0	5,314	5,823	2,631.9	4,686	12,136	0
Youngstown Joint ARS		AF Reserve	Vienna	69	683,036	0	0	0	0	230	659	219.0	255	412	0
<b>* OTHER SITE(S) : 39</b>				<b>87</b>	<b>801,286</b>	<b>0</b>	<b>0</b>	<b>0</b>	<b>0</b>	<b>310</b>	<b>729</b>	<b>175.0</b>	<b>2,316</b>	<b>116</b>	<b>3</b>
<b>Ohio Total:</b>				<b>2,075</b>	<b>31,338,706</b>	<b>2</b>	<b>214,851</b>	<b>3</b>	<b>683,914</b>	<b>32,893</b>	<b>34,962</b>	<b>9,282.6</b>	<b>17,018</b>	<b>12,943</b>	<b>135</b>
<b>Oklahoma</b>															
Altus AFB		AF Active	Blair	152	2,639,085	0	0	0	0	2,420	6,820	1,188.6	1,317	1,223	0
Camp Gruber		Army Guard	Braggs	184	447,155	0	0	0	0	33,027	33,027	224.4	354	0	57
Fort Sill		Army Active	Fort Sill	1,139	12,155,302	0	0	57	199,216	42,989	93,831	4,144.2	21,603	3,098	1,517
Kegelman Air Force Auxiliary Field		AF Active	Jet	7	11,093	0	0	0	0	1,066	1,284	39.1	0	0	0
McAlester AAP		Army Active	McAlester	2,190	9,754,452	0	0	0	0	44,962	44,964	2,596.0	222	2,080	71
NG Regional Trng Inst		Army Guard	Oklahoma City	11	182,851	0	0	0	0	33	33	46.5	262	2	11

\* US Locations that do not meet criteria of at least ten (10) Acres AND at least \$10M PRV. US Territories and Non-US Locations that do not meet criteria of at least ten (10) Acres OR at least \$10M PRV.

**DEPARTMENT OF DEFENSE**  
**Base Structure Report - As of 30 Sept 2011**

SITE	BRAC 2005	COMPONENT	NAME NEAREST CITY	BUILDINGS						ACRES OWNED	TOTAL ACRES	PRV (\$M)	MIL	CIV	OTHER
				OWNED		LEASED		OTHER							
				COUNT	SQFT	COUNT	SQFT	COUNT	SQFT						
NOSC Tulsa OK		Navy Reserve	Broken Arrow	2	63,644	0	0	0	0	11	11	13.9	0	0	0
Tinker Aerospace Complex		AF Active	Oklahoma City	0	0	12	3,947,013	0	0	0	407	100.6	0	0	0
Tinker AFB		AF Active	Oklahoma City	421	14,486,339	0	0	0	0	3,945	4,922	4,206.0	5,844	13,132	0
Tinker Support Annex		AF Active	Oklahoma City	22	154,830	0	0	0	0	89	133	54.2	0	0	0
Tulsa IAP		AF Guard	Tulsa	45	375,688	0	0	0	0	0	80	110.2	1,203	0	0
Twaddle MD		Army Reserve	Oklahoma City	9	151,031	0	0	0	0	26	26	32.8	266	1	0
Vance AFB		AF Active	Enid	131	1,487,525	0	0	0	0	2,121	3,738	657.3	746	271	0
Will Rogers World Airport		AF Guard	Oklahoma City	35	376,356	0	0	1	128	0	133	110.5	989	57	0
<b>* OTHER SITE(S) : 39</b>				62	454,448	19	95,249	2	1,900	1,004	1,060	138.3	1,540	16	0
<b>Oklahoma Total:</b>				<b>4,410</b>	<b>42,739,800</b>	<b>31</b>	<b>4,042,262</b>	<b>60</b>	<b>201,244</b>	<b>131,693</b>	<b>190,470</b>	<b>13,662.6</b>	<b>34,346</b>	<b>19,880</b>	<b>1,656</b>
<b>Oregon</b>															
Klamath Falls Airport-Kingsley Field (ANG)		AF Guard	Klamath Falls	34	254,661	0	0	0	0	55	1,022	109.5	920	8	0
Naval Weapons Systems Training Facility Boardman		Navy Active	Boardman	4	8,328	0	0	0	0	19,223	62,871	21.9	0	0	0
NG Bend Cotef		Army Guard	Bend	1	71,439	0	0	0	0	160	160	22.0	0	0	46
NG Biak Training Center		Army Guard	Powell Butte	3	32,560	0	0	0	0	76	94	12.4	16	0	5
NOSC Portland		Navy Reserve	Portland	5	68,227	0	0	0	0	14	14	21.5	0	0	0
Portland IAP		AF Guard	Portland	68	745,993	0	0	0	0	0	246	271.0	1,257	17	0
Umatilla Chem Depot		Army Active	Hermiston	1,233	3,665,240	0	0	0	0	11,449	19,729	1,330.2	8	433	8
<b>* OTHER SITE(S) : 20</b>				73	385,497	1	6	0	0	544	3,104	116.3	668	7	0
<b>Oregon Total:</b>				<b>1,421</b>	<b>5,231,945</b>	<b>1</b>	<b>6</b>	<b>0</b>	<b>0</b>	<b>31,521</b>	<b>87,240</b>	<b>1,904.6</b>	<b>2,869</b>	<b>465</b>	<b>59</b>
<b>Pennsylvania</b>															
Bristol Veterans Mem USARC		Army Reserve	Bristol	2	39,049	0	0	0	0	16	16	10.8	21	0	0
Carlisle Barracks		Army Active	Carlisle	104	1,068,596	0	0	59	259,703	443	443	426.8	771	761	267
Chap L J Sabalis Mem USARC		Army Reserve	Wilkes Barre	3	50,993	0	0	0	0	20	20	12.2	475	0	0
Charles E Kelly Support Facility		Army Active	Oakdale	48	246,522	0	0	0	0	125	125	56.6	151	48	0
CSO Philadelphia PA NH		Navy Active	Philadelphia	55	698,061	0	0	0	0	49	49	303.8	0	0	0
CSO Warminster NAWC-AD		Navy Active	Warminster	63	1,410,278	0	0	0	0	542	542	485.2	0	0	0
Defense Distrib Depot Susq		Army Active	New Cumberland	126	7,182,293	0	0	0	0	848	848	1,423.9	47,373	2,359	138
ECS / AMSA 103 (G)		Army Reserve	Conneaut Lake	2	56,181	0	0	0	0	11	11	17.0	0	45	0
Edgemont USARC / AMSA 31 (G)		Army Reserve	Edgemont	5	62,376	0	0	0	0	49	49	23.7	394	12	0
Erie County USARC		Army Reserve	Fairview	0	0	0	0	0	0	0	15	18.2	192	0	0

\* US Locations that do not meet criteria of at least ten (10) Acres AND at least \$10M PRV. US Territories and Non-US Locations that do not meet criteria of at least ten (10) Acres OR at least \$10M PRV.

**DEPARTMENT OF DEFENSE**  
**Base Structure Report - As of 30 Sept 2011**

SITE	BRAC 2005	COMPONENT	NAME NEAREST CITY	BUILDINGS						ACRES OWNED	TOTAL ACRES	PRV (\$M)	MIL	CIV	OTHER
				OWNED		LEASED		OTHER							
				COUNT	SQFT	COUNT	SQFT	COUNT	SQFT						
Finleyville NIKE-PI-43		Army Reserve	Uledi	15	44,879	0	0	0	0	128	128	12.9	0	0	0
Fort Indiantown Gap		Army Guard	Annville	723	3,699,836	0	0	2	14,622	17,222	17,222	1,220.7	8,810	901	963
Fort Indiantown Gap AGS		AF Guard	Annville	35	180,109	0	0	0	0	0	190	44.7	659	0	0
Greencastle USARC / AMSA 113		Army Reserve	Greencastle	6	39,536	0	0	0	0	31	31	10.9	0	12	0
Harrisburg IAP (ANG)		AF Guard	Middletown	37	310,917	1	15,077	0	0	0	42	99.7	1,150	3	0
Johnstown Aviation Support Fac		Army Reserve	Johnstown	14	291,849	0	0	0	0	0	126	108.7	0	0	0
Letterkenny Army Depot		Army Active	Chambersburg	1,361	5,128,202	12	513,279	6	384,844	18,660	18,668	1,684.1	100	2,234	360
NAS JRB Willow Grove		Navy Active	Willow Grove	125	1,127,886	0	0	0	0	884	967	484.6	793	4,666	0
NG Fort Mifflin		Army Guard	Philadelphia	10	60,685	0	0	0	0	27	27	12.3	0	9	0
North Penn USARC		Army Reserve	Norristown	6	53,437	0	0	0	0	19	19	16.0	140	0	0
NOSC Pittsburgh		Navy Reserve	Pittsburgh	4	66,135	0	0	0	0	13	13	14.2	0	0	0
NSA Mechanicsburg		Navy Active	Mechanicsburg	119	8,640,496	2	1,100	1	6,264	818	818	1,404.2	0	0	0
NSA Mechanicsburg Det Philadelphia Annex PNBC		Navy Active	Philadelphia	47	2,275,316	0	0	0	0	262	262	967.9	0	0	0
NSA Mechanicsburg Det Philadelphia PA		Navy Active	Philadelphia	28	2,244,919	0	0	0	0	134	134	678.2	0	0	0
Pittsburgh IAP (ANG)		AF Guard	Coraopolis	37	419,269	0	0	0	0	0	179	146.5	1,321	0	0
Pittsburgh IAP (ARS)		AF Reserve	Coraopolis	59	530,554	0	0	1	3,936	12	180	155.2	231	280	0
Scranton AAP		Army Active	Scranton	8	386,634	0	0	0	0	15	15	130.7	0	13	0
State College AGS		AF Guard	State College	5	44,221	0	0	0	0	0	23	13.8	203	0	0
T/SGT Vernon McGarity USARC		Army Reserve	Coraopolis	3	151,981	0	0	0	0	3	38	37.8	803	23	0
Tobyhanna Army Depot		Army Active	Tobyhanna	151	4,531,771	0	0	0	0	1,296	1,296	1,092.2	283	4,144	214
Willow Grove JRB		AF Guard	Horsham	55	748,483	0	0	0	0	162	170	270.4	853	0	0
<b>* OTHER SITE(S) : 110</b>				<b>345</b>	<b>2,873,863</b>	<b>24</b>	<b>358,257</b>	<b>1</b>	<b>1,064</b>	<b>1,855</b>	<b>2,353</b>	<b>868.8</b>	<b>6,045</b>	<b>84</b>	<b>1</b>
<b>Pennsylvania Total:</b>				<b>3,601</b>	<b>44,665,326</b>	<b>39</b>	<b>887,713</b>	<b>70</b>	<b>670,433</b>	<b>43,644</b>	<b>45,017</b>	<b>12,252.5</b>	<b>70,768</b>	<b>15,594</b>	<b>1,943</b>
<b><u>Puerto Rico</u></b>															
AMSA 161 (G)		Army Reserve	San Juan	3	45,710	0	0	0	0	7	7	14.2	0	0	0
Cabeza De Perro		Navy Active	Ceiba, Ceiba	0	0	0	0	0	0	29	29	0.0	0	0	0
Cpt E. Rubio Jr./Puerto Nuevo		Army Reserve	Puerto Nuevo	8	88,729	0	0	0	0	63	63	25.7	386	2	0
Fort Allen Puerto Rico		Navy Active	Juana Diaz	2	8,067	0	0	0	0	0	117	2.8	0	0	0
Fort Buchanan		Army Reserve	Fort Buchanan, Catano	333	1,888,246	0	0	5	24,162	746	746	681.5	2,217	1,124	587
Isabela N00207-AB		AF Active	Isabela	8	36,413	0	0	0	0	413	413	18.2	0	0	0
Lajas Radar Site (TARS 16)		AF Active	Lajas	8	10,264	0	0	0	0	0	23	9.6	0	0	0
Low Frequency Transmitter Site Aguada		Navy Active	Aguada	3	13,027	0	0	0	0	388	388	9.0	0	0	0

\* US Locations that do not meet criteria of at least ten (10) Acres AND at least \$10M PRV. US Territories and Non-US Locations that do not meet criteria of at least ten (10) Acres OR at least \$10M PRV.

**DEPARTMENT OF DEFENSE**  
**Base Structure Report - As of 30 Sept 2011**

SITE	BRAC 2005	COMPONENT	NAME NEAREST CITY	BUILDINGS						ACRES OWNED	TOTAL ACRES	PRV (\$M)	MIL	CIV	OTHER
				OWNED		LEASED		OTHER							
				COUNT	SQFT	COUNT	SQFT	COUNT	SQFT						
LTC H.G. Pesquera/Fort Allen		Army Reserve	Fort Buchanan, Catano	6	109,916	0	0	0	0	40	40	32.4	505	7	0
Luis Munoz Marin IAP		AF Guard	Carolina	41	346,494	0	0	0	0	0	95	140.9	1,011	0	0
Mount Pirata		AF Active	Vieques, Vieques	1	330	0	0	0	0	59	59	1.3	0	0	0
MTA Camp Santiago Rq 577		Army Guard	Salinas, Salinas	363	851,715	0	0	0	0	11,930	11,930	273.4	344	1	79
Naval Activity Puerto Rico		Navy Active	Roosevelt, San Juan	1,246	4,939,765	0	0	1	52,255	8,193	8,239	1,925.7	0	0	0
NG Fort Allen		Army Guard	Juana Diaz	105	422,822	0	0	0	0	776	776	138.8	1,412	57	0
NSGA Sabana Seca PR		Navy Active	Sabana Seca, Manati	169	456,796	0	0	0	0	2,778	2,927	180.5	0	0	0
Pico Del Este - AFWTF		Navy Active	Naguabo	9	20,063	0	0	0	0	0	0	14.9	0	0	0
Pineros Island		Navy Active	Ceiba, Ceiba	0	0	0	0	0	0	325	325	0.0	0	0	0
Punta Borinquen Radar Site		AF Guard	Aguadilla	10	53,235	0	0	0	0	6	6	19.7	0	0	0
Punta Salinas Radar Site		AF Guard	Toa Baja	18	46,752	0	0	0	0	30	30	18.6	21	0	0
Ramey AF Solar Observatory Research Site		AF Active	Aguadilla	7	6,236	0	0	0	0	74	81	2.1	0	0	0
Ramey USARC/Aquadilla		Army Reserve	Aguadilla	7	170,196	0	0	0	0	64	64	31.1	684	16	0
Roosevelt Rds Nav Sta USARC		Army Reserve	Roosevelt Ros Naval Sta	6	93,834	0	0	0	0	54	54	25.2	617	9	0
Salinas N00207-JA		AF Active	Salinas, Salinas	2	6,567	0	0	0	0	249	249	4.3	0	0	0
Vieques West		Navy Active	Vieques, Vieques	0	0	0	0	0	0	62	62	0.0	0	0	0
Vieques West Puerto Rico		Navy Active	Vieques, Vieques	2	8,031	0	0	0	0	386	386	3.4	0	0	0
<b>* OTHER SITE(S) : 10</b>				32	126,682	3	3,748	0	0	19	19	38.2	927	8	0
<b>Puerto Rico Total:</b>				<b>2,389</b>	<b>9,749,890</b>	<b>3</b>	<b>3,748</b>	<b>6</b>	<b>76,417</b>	<b>26,695</b>	<b>27,132</b>	<b>3,611.5</b>	<b>8,124</b>	<b>1,224</b>	<b>666</b>
<b>Rhode Island</b>															
Coventry ANGS		AF Guard	Coventry	14	55,877	0	0	0	0	18	18	17.0	0	0	0
CSO Davisville CBC		Navy Active	Davisville	165	2,753,731	0	0	0	0	910	910	654.0	0	0	0
Davisville Family Housing		AF Active	North Kingstown	21	106,278	0	0	0	0	14	14	19.3	0	0	0
Fort Adams RI		Navy Active	Newport	20	97,609	0	0	0	0	24	24	21.3	0	0	0
Gould Island RI		Navy Active	Jamestown	1	28,155	0	0	0	0	13	13	14.0	0	0	0
NG Camp Fogarty TS		Army Guard	East Greenwich	36	279,303	0	0	0	0	374	374	82.8	795	95	4
North Smithfield ANGS		AF Guard	Slatersville	9	63,849	0	0	0	0	24	34	18.9	245	0	0
NS Newport		Navy Active	Newport	280	5,692,443	0	0	0	0	1,327	1,329	2,025.0	1,589	3,729	0
NS Newport Melville		Navy Active	Portsmouth	37	85,069	0	0	0	0	24	24	223.2	0	0	0
Quonset State Airport		AF Guard	North Kingstown	30	420,417	0	0	1	1,762	0	103	159.3	965	0	0
<b>* OTHER SITE(S) : 17</b>				568	2,437,710	3	4,716	0	0	150	157	522.2	1,262	28	0

\* US Locations that do not meet criteria of at least ten (10) Acres AND at least \$10M PRV. US Territories and Non-US Locations that do not meet criteria of at least ten (10) Acres OR at least \$10M PRV.

**DEPARTMENT OF DEFENSE**  
**Base Structure Report - As of 30 Sept 2011**

SITE	BRAC 2005	COMPONENT	NAME NEAREST CITY	BUILDINGS						ACRES OWNED	TOTAL ACRES	PRV (\$M)	MIL	CIV	OTHER
				OWNED		LEASED		OTHER							
				COUNT	SQFT	COUNT	SQFT	COUNT	SQFT						
<b>Rhode Island Total:</b>				<b>1,181</b>	<b>12,020,441</b>	<b>3</b>	<b>4,716</b>	<b>1</b>	<b>1,762</b>	<b>2,878</b>	<b>3,000</b>	<b>3,757.2</b>	<b>4,856</b>	<b>3,852</b>	<b>4</b>
<b>South Carolina</b>															
1LT Thomas Kukowski USARC		Army Reserve	Greenville	3	88,171	2	20,158	0	0	3	18	21.6	631	1	0
Charleston AFB		AF Active	Charleston	557	4,087,496	0	0	0	0	3,118	3,877	1,345.7	3,713	1,370	0
Charleston Defense Fuel Support Point		AF Active	Charleston	7	5,223	0	0	0	0	44	56	102.7	0	0	0
Fort Jackson		Army Active	Columbia	944	10,162,035	0	0	36	54,889	52,301	52,301	2,819.9	21,962	2,557	1,734
Hunley Park Military FH		AF Active	Charleston	132	394,482	0	0	0	0	271	271	68.4	0	0	0
MCAS Beaufort		MC Active	Beaufort	282	2,470,379	0	0	290	540,679	5,691	6,267	1,202.4	0	0	0
MCAS Beaufort LB Housing		MC Active	Laurel Bay	21	220,739	0	0	1,106	1,502,517	1,077	1,077	325.0	0	0	0
McEntire Joint NGB		AF Guard	Eastover	82	711,671	0	0	0	0	2,344	2,473	255.0	1,513	4	0
MCRD Beaufort Parris Island		MC Active	Parris Island	318	4,117,408	0	0	200	531,933	8,047	8,080	1,358.6	68,941	13,429	0
Myrtle Beach AFB		AF Active	Myrtle Beach	91	475,950	0	0	0	0	22	2,106	192.5	0	0	0
N Charleston USARC/AMSA 121		Army Reserve	North Charleston	2	77,378	0	0	0	0	16	16	16.3	0	0	0
Naval Health Clinic Charleston		Navy Active	Charleston	3	386,429	0	0	0	0	23	24	126.7	0	0	0
NAVHOSP Beaufort		Navy Active	Beaufort	20	434,328	0	0	0	0	126	127	239.7	711	1,026	0
NG MTA Clarks Hill Reservation		Army Guard	Plum Branch	32	37,283	0	0	0	0	871	871	13.9	0	0	4
North Air Force Auxiliary Field		AF Active	North	6	33,195	0	0	0	0	2,279	2,393	65.0	0	13	0
NWS Charleston		AF Active	Goose Creek	602	4,668,728	0	0	5	29,852	15,446	16,729	1,498.5	7,169	3,578	0
NWS Charleston North Yard		AF Active	North Charleston	11	278,808	0	0	0	0	21	21	68.6	0	0	0
NWS Charleston Short Stay		AF Active	Moncks Corner	42	58,091	0	0	0	0	0	57	10.3	0	0	0
Shaw AFB		AF Active	Shaw AFB	731	4,625,024	0	0	0	0	3,330	3,429	1,335.2	4,356	636	0
* OTHER SITE(S) : 42				101	389,245	3	248,470	35	134,096	13,120	13,216	175.3	1,007	22	0
<b>South Carolina Total:</b>				<b>3,987</b>	<b>33,722,063</b>	<b>5</b>	<b>268,628</b>	<b>1,672</b>	<b>2,793,966</b>	<b>108,151</b>	<b>113,409</b>	<b>11,241.3</b>	<b>110,003</b>	<b>22,636</b>	<b>1,738</b>
<b>South Dakota</b>															
Ellsworth AFB Site 1		AF Active	Ellsworth AFB	374	4,205,209	251	1,177,843	0	0	4,693	5,328	1,849.2	3,491	697	0
Ellsworth AFB Site 2		AF Active	Box Elder	116	679,410	0	0	2	1,317	663	851	352.3	0	0	0
Joe Foss Field		AF Guard	Sioux Falls	36	399,375	3	51,167	0	0	0	217	151.4	1,072	0	0
MSG Woodrow Wilson Keeble MD		Army Reserve	Sioux Falls	3	49,130	0	0	0	0	11	11	11.7	275	0	0
* OTHER SITE(S) : 21				13	74,636	0	0	0	0	2,509	3,833	21.7	33	0	0
<b>South Dakota Total:</b>				<b>542</b>	<b>5,407,760</b>	<b>254</b>	<b>1,229,010</b>	<b>2</b>	<b>1,317</b>	<b>7,876</b>	<b>10,240</b>	<b>2,386.3</b>	<b>4,871</b>	<b>697</b>	<b>0</b>
<b>Tennessee</b>															

\* US Locations that do not meet criteria of at least ten (10) Acres AND at least \$10M PRV. US Territories and Non-US Locations that do not meet criteria of at least ten (10) Acres OR at least \$10M PRV.



**DEPARTMENT OF DEFENSE**  
**Base Structure Report - As of 30 Sept 2011**

SITE	BRAC 2005	COMPONENT	NAME NEAREST CITY	BUILDINGS						ACRES OWNED	TOTAL ACRES	PRV (\$M)	MIL	CIV	OTHER
				OWNED		LEASED		OTHER							
				COUNT	SQFT	COUNT	SQFT	COUNT	SQFT						
Arnold AS		AF Active	Arnold A F Station	342	2,831,900	0	0	3	16,212	38,861	38,862	6,966.8	54	274	0
CSM Paul B. Huff USARC		Army Reserve	Nashville	3	49,764	0	0	0	0	15	15	10.0	93	0	0
Fort Campbell TN		Army Active	Clarksville	779	7,568,654	0	0	865	2,397,465	69,301	69,301	2,787.5	0	16	0
Hewgley USARC		Army Reserve	Knoxville	2	52,500	0	0	0	0	10	10	10.8	491	14	0
Holston AAP		Army Active	Kingsport	524	2,457,186	0	0	2	18,300	6,117	6,117	856.8	1	20	189
Lyell MD/AMSA 153(G)		Army Reserve	Nashville	6	103,470	0	0	0	0	14	14	20.5	953	19	0
McGhee Tyson Airport		AF Guard	Louisville	83	805,093	0	0	1	72	0	346	247.8	1,172	27	0
Memphis IAP		AF Guard	Memphis	52	804,314	1	9,600	1	56,100	0	221	258.9	1,059	0	0
Milan AAP		Army Active	Milan	1,422	3,648,712	0	0	0	0	22,357	22,357	1,192.6	1	22	0
Nashville IAP		AF Guard	Nashville	38	433,210	0	0	0	0	0	90	126.6	1,266	46	0
NG VTS Milan		Army Guard	Milan	64	225,422	0	0	1	2,433	2,490	2,490	62.4	208	27	23
NG VTS Smyrna		Army Guard	Smyrna	42	508,897	0	0	11	102,689	847	857	157.6	1,367	106	90
NG VTS Tullahoma		Army Guard	Tullahoma	33	58,100	0	0	0	0	7,393	7,393	40.3	125	0	40
NSA Midsouth Memphis		Navy Active	Millington	148	2,579,357	23	36,518	370	815,411	1,475	1,871	831.8	1,929	1,349	0
NSA Millington USARC		Army Reserve	Millington	6	129,180	0	0	0	0	20	20	24.6	903	0	0
NSWC Carderock Div		Navy Active	Memphis	4	486,354	0	0	0	0	61	147	124.7	0	0	0
<b>* OTHER SITE(S) : 32</b>				110	4,382,197	17	23,463	0	0	371	403	702.8	837	34	0
<b>Tennessee Total:</b>				<b>3,658</b>	<b>27,124,310</b>	<b>41</b>	<b>69,581</b>	<b>1,254</b>	<b>3,408,682</b>	<b>149,332</b>	<b>150,514</b>	<b>14,422.4</b>	<b>10,459</b>	<b>1,954</b>	<b>342</b>

**Texas**

Air Force Plant 4		AF Active	Fort Worth	87	5,576,292	0	0	0	0	636	727	1,244.8	8	3	0
ALF Cabaniss		Navy Active	Corpus Christi	3	4,080	0	0	0	0	931	953	58.2	0	0	0
ALF Orange		Navy Active	Orange Grove	17	18,244	0	0	0	0	1,596	1,596	98.2	0	0	0
ALF Waldron		Navy Active	Corpus Christi	2	4,000	0	0	0	0	901	903	55.2	0	0	0
Austin Memorial MD		Army Reserve	Austin	3	72,525	0	0	0	0	11	13	14.3	575	18	0
Brooks AFB		AF Active	Brooks AFB	0	0	82	1,337,073	0	0	0	280	379.0	186	569	0
Camp Bullis		AF Active	San Antonio	293	778,412	0	0	0	0	27,993	27,993	297.9	1,669	36	36
Camp Swift		Army Guard	Bastrop	101	239,702	0	0	0	0	0	11,715	87.0	487	6	5
Canyon Lake Recreation Annex		AF Active	Canyon Lake	42	30,628	0	0	0	0	0	358	10.5	0	0	0
Conroe USARC/ASF 62		Army Reserve	Conroe	9	111,807	0	0	0	0	0	44	36.2	607	0	0
Corpus Christi 2 MD		Army Reserve	Corpus Christi	4	71,635	0	0	0	0	142	142	11.3	74	0	0
Dixie Target Range		Navy Active	Seven Sisters	9	19,848	0	0	0	0	6,761	7,825	40.7	0	0	0
Dyess AFB		AF Active	Abilene	749	4,508,146	0	0	0	0	3,120	6,320	1,624.6	4,744	430	0
Eldorado AFS		AF Active	Eldorado	7	114,791	0	0	0	0	119	128	36.5	0	0	0
Ellington Field		AF Guard	Houston	58	503,107	0	0	2	52,008	213	213	139.9	1,028	0	0

\* US Locations that do not meet criteria of at least ten (10) Acres AND at least \$10M PRV. US Territories and Non-US Locations that do not meet criteria of at least ten (10) Acres OR at least \$10M PRV.

**DEPARTMENT OF DEFENSE**  
**Base Structure Report - As of 30 Sept 2011**

SITE	BRAC 2005	COMPONENT	NAME NEAREST CITY	BUILDINGS						ACRES OWNED	TOTAL ACRES	PRV (\$M)	MIL	CIV	OTHER
				OWNED		LEASED		OTHER							
				COUNT	SQFT	COUNT	SQFT	COUNT	SQFT						
Ellington Field MD		Army Reserve	Houston	1	172,919	0	0	0	0	42	42	36.5	0	0	0
Fort Bliss		Army Active	El Paso	1,057	17,247,303	300	556,313	3,088	7,619,190	122,127	122,127	7,012.4	32,092	4,794	3,226
Fort Bliss ANG		AF Guard	El Paso	3	47,082	0	0	0	0	0	12	10.4	0	0	0
Fort Hood		Army Active	Killeen	2,001	20,588,088	311	378,799	3,264	11,433,554	208,932	214,223	8,804.8	50,285	5,206	3,662
Fort Sam Houston		AF Active	Fort Sam Houston	382	9,851,817	0	0	0	0	2,653	2,745	2,509.6	18,635	6,763	1,996
Fort Wolters		Army Guard	Mineral Wells	58	110,431	0	0	2	3,200	3,990	3,990	67.5	128	7	15
Goodfellow AFB		AF Active	San Angelo	156	2,461,946	0	0	0	0	1,183	1,218	651.1	1,082	690	0
Grand Prairie Reserve Complex		Army Reserve	Grand Prairie	32	422,864	0	0	0	0	68	68	87.7	2,025	0	0
Hensley Field AGS		AF Guard	Dallas	0	0	8	62,487	0	0	0	23	13.9	0	0	0
Houston USARC 2		Army Reserve	Houston	7	76,661	0	0	0	0	12	12	16.3	667	18	0
Kelly AFB		AF Active	San Antonio	147	7,261,809	72	2,246,700	0	0	435	435	1,932.1	190	224	0
Kelly Field Annex		AF Active	Kelly AFB	140	2,190,277	0	0	0	0	2,211	2,788	786.5	836	0	0
Lackland AFB		AF Active	San Antonio	422	9,668,301	0	0	3	18,192	2,713	2,720	2,549.5	6,889	4,171	0
Lackland Training Annex		AF Active	Lackland AFB	271	1,777,006	0	0	1	192	4,017	4,028	520.1	2	0	0
Laughlin AFB		AF Active	Val Verde Park	213	2,030,523	0	0	0	0	4,355	4,692	805.9	929	982	0
Laughlin AFB Aux 1		AF Active	Quemado	6	4,336	0	0	0	0	402	724	22.8	0	0	0
Lone Star AAP		Army Active	Texarkana	918	3,256,334	0	0	0	0	15,571	15,571	1,064.1	0	0	0
Longhorn AAP		Army Active	Marshall	379	1,080,134	0	0	0	0	8,493	8,493	318.6	0	0	0
Medical Center Annex Site 1		AF Active	Fort Sam Houston	32	2,190,169	0	0	3	62,728	189	189	373.3	0	0	0
Nalf Goliad		Navy Active	Berclair	2	6,517	0	0	0	0	1,136	1,136	59.9	0	0	0
NAS Corpus Christi		Navy Active	Corpus Christi	295	5,428,228	0	0	10	199,528	2,625	2,630	1,677.9	4,636	737	0
NAS JRB Fort Worth		Navy Active	Fort Worth	276	3,056,899	0	0	87	425,586	2,081	2,151	1,111.2	49,543	2,135	0
NAS Kingsville		Navy Active	Kingsville	155	1,125,069	0	0	0	0	3,987	3,987	541.7	0	0	0
NG Houston - Westheimer		Army Guard	Houston	4	94,915	0	0	0	0	29	29	18.9	601	69	0
NG Saginaw		Army Guard	Fort Worth	23	182,076	0	0	0	0	143	143	45.3	0	76	148
NG Temple		Army Guard	Temple	6	61,876	0	0	0	0	20	20	17.1	517	1	0
NOSC Harlingen		Navy Reserve	Harlingen	3	64,467	0	0	0	0	0	15	11.4	0	0	0
NOSC San Antonio		Navy Reserve	San Antonio	5	78,926	0	0	0	0	14	14	16.8	0	0	0
NOSC-MCRC El Paso		Navy Reserve	El Paso	4	41,424	0	0	0	0	0	14	10.0	0	0	0
NWIRP Dallas		Navy Active	Dallas	118	4,702,583	0	0	0	0	425	425	976.1	0	0	0
Randolph AFB		AF Active	Universal City	254	4,077,548	0	0	1	652	2,903	3,137	1,122.6	2,037	5,720	0
Red River Army Depot		Army Active	Texarkana	1,183	7,626,667	24	441,658	14	38,055	18,698	18,704	1,857.6	232	3,005	357
Seagoville USARC		Army Reserve	Seagoville	10	132,278	0	0	0	0	206	206	39.7	1,143	21	0
Sequin Air Force Auxiliary Field		AF Active	Sequin	5	3,962	0	0	0	0	957	957	66.0	0	0	0
Sheppard AFB		AF Active	Sheppard AFB	357	7,833,157	0	0	0	0	4,598	5,297	2,320.5	1,752	1,055	0

\* US Locations that do not meet criteria of at least ten (10) Acres AND at least \$10M PRV. US Territories and Non-US Locations that do not meet criteria of at least ten (10) Acres OR at least \$10M PRV.

**DEPARTMENT OF DEFENSE**  
**Base Structure Report - As of 30 Sept 2011**

SITE	BRAC 2005	COMPONENT	NAME NEAREST CITY	BUILDINGS						ACRES OWNED	TOTAL ACRES	PRV (\$M)	MIL	CIV	OTHER
				OWNED		LEASED		OTHER							
				COUNT	SQFT	COUNT	SQFT	COUNT	SQFT						
* OTHER SITE(S) : 153				616	3,416,231	54	294,024	52	699,663	14,215	18,783	1,192.2	8,341	721	0
<b>Texas Total:</b>				<b>10,925</b>	<b>130,424,040</b>	<b>851</b>	<b>5,317,054</b>	<b>6,527</b>	<b>20,552,548</b>	<b>471,853</b>	<b>500,958</b>	<b>42,802.3</b>	<b>191,940</b>	<b>37,457</b>	<b>9,445</b>
<b>Utah</b>															
Deseret Chemical Depot		Army Active	Stockton	326	1,382,518	0	0	2	960	4,198	19,364	486.8	2	379	4
Dugway Proving Ground		Army Active	Dugway	621	2,374,416	1	2,880	5	82,232	19,830	798,214	1,348.6	164	686	136
Fort Douglas MD Complex		Army Reserve	Salt Lake City	22	403,255	1	6,204	0	0	0	54	98.8	1,697	32	2
Frank M. Browning USARC		Army Reserve	Ogden	3	52,913	0	0	0	0	138	138	15.8	576	0	0
Green River Test Complex		Army Active	Green River	32	52,862	0	0	0	0	2,009	3,628	46.5	0	0	0
Hill AFB		AF Active	Hill AFB	769	12,521,306	0	0	0	0	517	7,011	4,182.5	3,474	10,321	0
Kenichi (Ken) Uchida USARC		Army Reserve	Salt Lake City	4	55,448	0	0	0	0	10	10	13.9	324	0	0
Little Mountain Test Annex		AF Active	Ogden	18	124,613	0	0	0	0	731	731	53.1	0	0	0
MTA-L Camp Williams		Army Guard	Riverton	119	91,361	0	0	174	916,063	0	21,379	319.9	3,110	49	239
NAVSUPPDET Monterey Det Magna Utah		Navy Active	Magna	136	379,427	0	0	0	0	512	512	112.5	0	0	0
NG Saint George/FMS 5B		Army Guard	St. George	9	55,887	0	0	0	0	0	70	12.5	255	0	1
Ogden Maintenance Center 269		Army Reserve	Ogden	3	126,272	0	0	0	0	12	12	30.5	109	33	0
Ogden Storage Facility 11-C		Army Reserve	Ogden	2	292,500	0	0	0	0	28	28	46.9	0	0	0
Salt Lake City IAP		AF Guard	Salt Lake City	53	462,869	0	0	0	0	0	135	161.5	1,533	4	0
Tooele Army Depot		Army Active	Tooele	1,060	2,630,606	21	666,852	1	4,617	19,887	23,914	1,506.5	5	888	70
Utah Test and Training Range South UT		AF Active	Wendover	33	27,350	0	0	0	0	555,687	572,656	42.1	0	0	0
UTTR - North		AF Active	Grouse Creek	83	416,913	0	0	0	0	348,767	366,877	191.1	0	0	0
* OTHER SITE(S) : 77				44	193,863	2	20,880	3	8,508	156	440	61.8	801	4	0
<b>Utah Total:</b>				<b>3,337</b>	<b>21,644,379</b>	<b>25</b>	<b>696,816</b>	<b>185</b>	<b>1,012,380</b>	<b>952,482</b>	<b>1,815,174</b>	<b>8,731.3</b>	<b>12,050</b>	<b>12,396</b>	<b>452</b>
<b>Vermont</b>															
Burlington IAP		AF Guard	South Burlington	41	405,524	0	0	1	7,050	0	278	132.0	1,083	0	0
NG Ethan Allen AFB MTA		Army Guard	Colchester	39	227,206	0	0	0	0	667	667	51.0	504	63	1
NG So Burlington AASF and RC		Army Guard	South Burlington	2	149,630	0	0	0	0	27	27	43.0	150	3	4
NG TS Ethan Allen Range		Army Guard	Jericho	94	311,743	0	0	4	7,220	11,219	11,219	112.9	451	11	47
* OTHER SITE(S) : 8				11	168,637	2	38,600	0	0	23	29	46.3	529	0	1
<b>Vermont Total:</b>				<b>187</b>	<b>1,262,740</b>	<b>2</b>	<b>38,600</b>	<b>5</b>	<b>14,270</b>	<b>11,936</b>	<b>12,220</b>	<b>385.2</b>	<b>2,717</b>	<b>77</b>	<b>53</b>
<b>Virgin Islands</b>															

\* US Locations that do not meet criteria of at least ten (10) Acres AND at least \$10M PRV. US Territories and Non-US Locations that do not meet criteria of at least ten (10) Acres OR at least \$10M PRV.

**DEPARTMENT OF DEFENSE**  
**Base Structure Report - As of 30 Sept 2011**

SITE	BRAC 2005	COMPONENT	NAME NEAREST CITY	BUILDINGS						ACRES OWNED	TOTAL ACRES	PRV (\$M)	MIL	CIV	OTHER
				OWNED		LEASED		OTHER							
				COUNT	SQFT	COUNT	SQFT	COUNT	SQFT						
NG 210th RTI Hams Bluff		Army Guard	Frederiksted	1	0	0	0	2	6,300	22	22	5.8	17	0	0
NG Bethlehem Military Compound		Army Guard	Christiansted	14	121,189	0	0	0	0	69	69	46.4	35	10	0
NG Sprat Hall		Army Guard	Frederiksted	2	26,886	0	0	1	0	12	12	11.7	64	0	0
* OTHER SITE(S) : 3				6	16,834	3	16,600	5	32,175	9	12	22.2	472	125	0
<b>Virgin Islands Total:</b>				<b>23</b>	<b>164,909</b>	<b>3</b>	<b>16,600</b>	<b>8</b>	<b>38,475</b>	<b>112</b>	<b>115</b>	<b>86.0</b>	<b>588</b>	<b>135</b>	<b>0</b>
<b>Virginia</b>															
ALF Fortress Chesapeake		Navy Active	Virginia Beach	13	21,076	0	0	0	0	2,527	2,736	57.0	0	0	0
Arlington National Cemetery		Army Active	Arlington	33	174,407	0	0	1	96	625	625	55.6	0	0	0
Arlington Service Center		Navy Active	Arlington	11	262,369	0	0	4	8,256	18	31	73.5	0	0	0
Byrd Field		AF Guard	Sandston	8	76,924	0	0	0	0	0	16	16.7	23	0	0
Camp Pendleton (ANG)		AF Guard	Virginia Beach	10	96,528	0	0	0	0	0	60	21.7	210	0	0
Cheatham Annex		Navy Active	Williamsburg	205	3,232,501	0	0	0	0	2,353	3,146	631.4	0	0	0
Craney Island		Navy Active	Portsmouth	24	60,257	0	0	0	0	906	927	341.9	0	0	0
Defense General Supply Center		Army Active	Richmond	77	6,408,638	0	0	0	0	674	674	1,075.1	124	33	45
Elizabeth River Channel		Navy Active	Norfolk	5	13,897	0	0	0	0	0	11	34.5	0	0	0
Fort A P Hill		Army Active	Bowling Green	402	1,232,831	0	0	82	13,321	75,794	75,819	650.8	2,418	380	290
Fort Belvoir		Army Active	Fort Belvoir	466	9,180,302	0	0	935	3,661,187	8,670	8,670	3,485.2	9,292	24,343	1,695
Fort Eustis		AF Active	Newport News	423	5,876,003	0	0	0	0	7,870	7,871	1,643.7	8,643	3,120	5,082
Fort Lee		Army Active	Fort Lee	432	9,613,879	0	0	246	553,175	5,805	5,907	2,651.6	14,242	3,939	1,009
Fort Monroe		Army Active	Hampton	274	2,019,810	0	0	5	208,293	566	566	527.1	1,138	1,441	89
Fort Myer		Army Active	Arlington	178	3,116,349	0	0	1	15,094	1,244	1,244	755.1	2,040	840	923
Fort Pickett, ARNG MTC		Army Guard	Blackstone	577	2,560,132	0	0	0	0	83,872	85,341	961.4	2,101	217	441
Fort Story		Navy Active	Norfolk	218	1,180,261	0	0	72	333,835	1,450	1,450	441.6	1,878	67	194
Langley AFB		AF Active	Langley AFB	302	5,667,325	0	0	0	0	3,766	3,992	1,945.7	7,777	2,753	0
Langley FH Annex		AF Active	Hampton	9	65,591	0	0	0	0	302	302	23.0	0	0	0
MCB Quantico		MC Active	Quantico	574	7,728,039	0	0	413	2,375,223	55,155	60,320	3,328.0	#####	168,840	0
NAS Oceana		Navy Active	Virginia Beach	280	3,940,069	0	0	57	114,454	776	1,085	1,531.1	5,794	1,311	0
NAS Oceana Dam Neck		Navy Active	Virginia Beach	167	3,262,034	0	0	102	915,919	1,919	1,920	1,019.0	672	74	0
NAS Oceana Midway Manor		Navy Active	Virginia Beach	2	2,105	0	0	179	636,546	97	99	87.5	0	0	0
Naval Medical Center Portsmouth		Navy Active	Portsmouth	35	2,211,010	0	0	3	5,891	111	111	980.9	3,135	2,529	0
NAVPHIBASE Little Creek		Navy Active	Norfolk	350	4,526,130	0	0	373	1,056,560	2,143	2,282	1,716.5	8,676	2,530	0
Navy Annex (FOB 2) Parking		WHS	Naval Annex	2	714,921	0	0	0	0	20	20	196.4	0	0	0
NG AASF Byrd Field		Army Guard	Sandston	23	106,027	0	0	0	0	0	92	38.6	423	69	0
NG Army Guard Readiness Center		Army Guard	Arlington	3	463,710	0	0	0	0	15	15	80.4	3,065	908	37

\* US Locations that do not meet criteria of at least ten (10) Acres AND at least \$10M PRV. US Territories and Non-US Locations that do not meet criteria of at least ten (10) Acres OR at least \$10M PRV.

**DEPARTMENT OF DEFENSE**  
**Base Structure Report - As of 30 Sept 2011**

SITE	BRAC 2005	COMPONENT	NAME NEAREST CITY	BUILDINGS						ACRES OWNED	TOTAL ACRES	PRV (\$M)	MIL	CIV	OTHER
				OWNED		LEASED		OTHER							
				COUNT	SQFT	COUNT	SQFT	COUNT	SQFT						
NG Camp Pendleton SMR		Army Guard	Virginia Beach	0	0	0	0	129	387,305	28	257	92.9	0	0	88
NG Sandston Armory		Army Guard	Sandston	21	73,940	0	0	0	0	29	29	18.9	227	35	0
NS Norfolk		Navy Active	Norfolk	531	15,211,519	0	0	369	1,456,926	3,599	3,603	5,373.3	35,443	14,381	0
NSA Norfolk		Navy Active	Norfolk	205	2,349,866	0	0	675	2,045,547	801	801	918.8	0	0	0
NSA Norfolk Fire Fighters School		Navy Active	Norfolk	6	45,371	0	0	0	0	12	13	13.3	0	0	0
NSA Norfolk Lafayette Rvr Complex		Navy Active	Norfolk	11	255,805	0	0	2	13,395	20	20	71.3	0	0	0
NSA Norfolk New Gosport/NNSY		Navy Active	Portsmouth	4	28,846	0	0	0	0	57	57	16.6	0	0	0
NSA Norfolk Northwest Chesapeake Va		Navy Active	Chesapeake	193	723,615	0	0	0	0	2,805	3,798	269.9	0	0	0
NSA Norfolk NSY		Navy Active	Portsmouth	173	6,095,528	0	0	11	64,215	551	585	2,256.1	0	0	0
NSA Norfolk SDA Area		Navy Active	Norfolk	17	984,169	0	0	0	0	90	91	161.2	0	0	0
NSA Norfolk South Gate		Navy Active	Portsmouth	21	158,884	0	0	0	0	63	63	84.1	0	0	0
NSA Norfolk St Helena Norfolk		Navy Active	Norfolk	4	7,414	0	0	0	0	12	12	36.3	0	0	0
NSA Norfolk St Juliens Creek Annex		Navy Active	Portsmouth	78	673,537	0	0	0	0	490	499	210.4	0	0	0
NSA Norfolk Stanley Court/NNSY		Navy Active	Portsmouth	0	0	0	0	80	161,865	16	16	21.0	0	0	0
NSA South Potomac		Navy Active	Dahlgren	322	3,014,825	0	0	259	385,220	2,677	2,677	1,050.0	676	4,048	0
NSA South Potomac Pumpkin Neck		Navy Active	King George	24	46,701	0	0	0	0	1,641	1,641	23.2	0	0	0
NWS Yorktown		Navy Active	Yorktown	435	3,058,203	0	0	197	578,408	10,356	10,637	1,059.0	0	0	0
Pentagon Reservation		WHS	Pentagon, Arlington	34	6,885,226	0	0	0	0	220	220	4,790.9	3,269	2,152	0
Radford AAP		Army Active	Radford	1,131	4,059,966	0	0	0	0	6,901	6,901	1,433.6	1	58	0
Rivanna Station		Army Active	Charlottesville	3	260,178	0	0	0	0	76	76	29.8	94	703	0
Wallops Island Va		Navy Active	Wallops Island	93	407,722	0	0	0	0	5	90	117.9	0	0	0
Yorktown Fuel Depot		Navy Active	Yorktown	43	20,488	0	0	0	0	111	111	129.0	0	0	0
<b>* OTHER SITE(S) : 186</b>				<b>186</b>	<b>5,768,940</b>	<b>161</b>	<b>8,496,927</b>	<b>82</b>	<b>214,402</b>	<b>13,355</b>	<b>26,194</b>	<b>5,434.4</b>	<b>4,971</b>	<b>34</b>	<b>0</b>
<b>Virginia Total:</b>				<b>8,638</b>	<b>123,943,869</b>	<b>161</b>	<b>8,496,927</b>	<b>4,277</b>	<b>15,205,133</b>	<b>300,594</b>	<b>323,726</b>	<b>47,982.8</b>	<b>233,830</b>	<b>####</b>	<b>9,893</b>
<b>Wake Islands</b>															
Wake Island Airfield		AF Active	Wake Island	109	455,361	0	0	0	0	2,600	2,600	735.9	0	0	0
<b>Wake Islands Total:</b>				<b>109</b>	<b>455,361</b>	<b>0</b>	<b>0</b>	<b>0</b>	<b>0</b>	<b>2,600</b>	<b>2,600</b>	<b>735.9</b>	<b>0</b>	<b>0</b>	<b>0</b>
<b>Washington</b>															
AMSA 137 (Marine)		Army Reserve	Tacoma	2	68,962	0	0	0	0	0	10	37.9	763	17	0
Bremerton		Navy Active	Bremerton	87	2,890,291	0	0	61	188,557	117	120	1,377.6	374	0	0

\* US Locations that do not meet criteria of at least ten (10) Acres AND at least \$10M PRV. US Territories and Non-US Locations that do not meet criteria of at least ten (10) Acres OR at least \$10M PRV.

**DEPARTMENT OF DEFENSE**  
**Base Structure Report - As of 30 Sept 2011**

SITE	BRAC 2005	COMPONENT	NAME NEAREST CITY	BUILDINGS						ACRES OWNED	TOTAL ACRES	PRV (\$M)	MIL	CIV	OTHER
				OWNED		LEASED		OTHER							
				COUNT	SQFT	COUNT	SQFT	COUNT	SQFT						
Bremerton RR		Navy Active	Shelton	0	0	0	0	0	0	1,232	1,232	28.9	0	0	0
Camp Murray AGS		AF Guard	Tacoma	23	186,402	0	0	0	0	0	42	54.2	19	0	0
CSO NS Puget Sound		Navy Active	Seattle	50	1,284,503	0	0	0	0	157	157	340.7	0	0	0
Cusick Survival TS		AF Active	Cusick	10	23,055	0	0	0	0	0	494,250	11.6	0	0	0
Fairchild AFB		AF Active	Fairchild AFB	293	4,656,537	0	0	0	0	4,342	4,989	1,840.3	3,603	611	0
Fort Lawton USAR Complex		Army Reserve	Seattle	10	117,663	0	0	0	0	38	38	34.0	1,038	14	0
Fort Lewis		Army Active	Tacoma	2,191	24,214,380	2	52	2,861	7,185,788	84,932	90,702	10,949.0	34,175	5,254	2,984
Four Lakes Communications Station (ANG)		AF Guard	Cheney	16	67,484	0	0	0	0	63	156	19.8	77	0	0
Grant Training Annex		Army Active	Moses Lake	0	0	1	0	0	0	0	35	34.0	0	0	0
Jackson Park Hsg		Navy Active	Bremerton	448	1,380,638	0	0	0	0	160	160	256.3	0	0	0
Jim Creek		Navy Active	Oso	62	124,935	0	0	6	8,974	3,839	4,901	116.3	0	0	0
Keyport NUWC		Navy Active	Keyport	158	1,292,215	0	0	34	66,885	356	358	466.9	0	0	0
Manchester		Navy Active	Bremerton	22	92,396	0	0	0	0	234	234	329.4	0	0	0
Marysville MD		Army Reserve	Marysville	2	166,106	0	0	0	0	25	25	54.7	0	0	0
Marysville WA		Navy Active	Marysville	13	280,788	0	0	0	0	52	52	80.8	0	0	0
Mukilteo Defense Fuel Support Point		AF Active	Mukilteo	11	20,470	0	0	0	0	20	20	99.5	0	0	0
NAS Whidbey Island		Navy Active	Oak Harbor	228	3,028,635	0	0	160	419,996	4,358	4,361	1,748.5	3,241	322	0
NAS Whidbey Island - Racon Hill		Navy Active	Oak Harbor	5	4,572	0	0	0	0	22	22	15.9	0	0	0
NAS Whidbey Island Sea Plane Base		Navy Active	Oak Harbor	75	580,725	0	0	937	2,632,276	2,784	2,785	756.0	0	0	0
Naval Medical Center Bremerton		Navy Active	Bremerton	19	374,099	0	0	0	0	49	49	246.1	0	0	0
NAVBASE Kitsap Bremerton		Navy Active	Bangor	607	5,203,672	0	0	359	2,142,164	6,603	6,609	3,254.3	6,477	15,528	0
NAVMAG Indian Island		Navy Active	Port Townsend	161	490,094	0	0	0	0	2,716	2,716	336.9	0	0	0
NG Kent		Army Guard	Kent	8	86,035	0	0	0	0	15	15	22.5	635	0	2
NOSC Spokane		Navy Reserve	Spokane	9	68,291	0	0	0	0	23	23	16.8	0	0	0
NS Everett		Navy Active	Everett	63	978,172	0	0	0	0	213	213	565.7	876	87	0
OLF Coupeville		Navy Active	Coupeville	6	6,566	0	0	3	2,262	664	1,060	43.5	0	0	0
Paine Field ANGS		AF Guard	Everett	10	48,899	0	0	0	0	15	15	14.2	124	0	0
Shipyards Puget Sound		Navy Active	Bremerton	160	3,920,570	1	11,992	0	0	570	570	2,458.0	71	36	0
Spokane IAP (AGS)		AF Guard	Spokane	9	74,752	0	0	0	0	0	35	19.2	110	0	0
SSG Joe R. Hooper USARC		Army Reserve	Bothell	7	101,749	0	0	0	0	41	41	32.4	301	2	0
Vancouver Barracks		Army Reserve	Vancouver	28	231,772	0	0	0	0	0	42	65.3	800	5	0
Vancouver MD		Army Reserve	Vancouver	3	115,727	0	0	0	0	19	19	25.1	0	0	0
White Bluff Site 1		AF Active	Spokane	13	73,091	0	0	0	0	86	86	33.3	0	0	0

\* US Locations that do not meet criteria of at least ten (10) Acres AND at least \$10M PRV. US Territories and Non-US Locations that do not meet criteria of at least ten (10) Acres OR at least \$10M PRV.

**DEPARTMENT OF DEFENSE**  
**Base Structure Report - As of 30 Sept 2011**

SITE	BRAC 2005	COMPONENT	NAME NEAREST CITY	BUILDINGS						ACRES OWNED	TOTAL ACRES	PRV (\$M)	MIL	CIV	OTHER
				OWNED		LEASED		OTHER							
				COUNT	SQFT	COUNT	SQFT	COUNT	SQFT						
Yakima Training Center		Army Active	Yakima	230	861,063	0	0	0	0	295,724	323,432	737.5	971	205	36
* OTHER SITE(S) : 76				115	487,884	3	62,484	40	174,338	2,266	3,488	237.1	1,381	18	0
<b>Washington Total:</b>				<b>5,154</b>	<b>53,603,194</b>	<b>7</b>	<b>74,528</b>	<b>4,461</b>	<b>12,821,240</b>	<b>411,736</b>	<b>943,063</b>	<b>26,760.0</b>	<b>55,036</b>	<b>22,099</b>	<b>3,022</b>
<b>West Virginia</b>															
Allegany Ballistics Lab		Navy Active	Keyser	168	1,468,777	0	0	0	0	1,639	1,785	418.4	0	0	0
Big Bend USARC / OMS		Army Reserve	Bigbend	2	19,244	0	0	0	0	13	13	25.2	37	0	0
Charleston MD / AMSA 107		Army Reserve	Charleston	2	71,150	0	0	0	0	12	12	16.2	275	18	0
EWVRA Shepherd Field		AF Guard	Martinsburg	33	406,618	0	0	3	174,354	0	341	273.0	1,359	0	0
NG Camp Dawson MD		Army Guard	Kingwood	3	58,797	0	0	0	0	10	10	13.2	0	0	0
NG Eleanor		Army Guard	Red House	8	394,277	0	0	0	0	47	47	75.0	383	68	5
NG Volkstone		Army Guard	Kingwood	1	2,800	0	0	0	0	504	504	14.9	0	0	0
NIOC Sugar Grove		Navy Active	Sugar Grove	47	146,449	1	200	43	136,162	647	647	104.7	0	0	0
Ohio Co A/P USARC / AMSA 109		Army Reserve	Wheeling	3	42,570	0	0	0	0	0	29	10.7	206	14	0
Yeager Airport		AF Guard	Charleston	29	292,495	0	0	0	0	0	269	131.3	1,051	0	0
* OTHER SITE(S) : 29				86	645,297	1	13,769	0	0	165	215	175.1	2,425	64	3
<b>West Virginia Total:</b>				<b>382</b>	<b>3,548,474</b>	<b>2</b>	<b>13,969</b>	<b>46</b>	<b>310,516</b>	<b>3,035</b>	<b>3,871</b>	<b>1,257.8</b>	<b>5,736</b>	<b>164</b>	<b>8</b>
<b>Wisconsin</b>															
Badger AAP		Army Active	Baraboo	315	1,342,239	0	0	0	0	3,581	3,581	564.7	0	4	50
Denis J. Murphy USARC/AMSA/OMS		Army Reserve	Green Bay	2	58,023	0	0	0	0	15	15	15.3	306	19	0
Fort McCoy		Army Reserve	Sparta	1,390	6,581,951	82	166,205	13	106,751	59,198	127,730	2,291.0	4,208	1,216	401
Gen Mitchell IAP		AF Guard	Milwaukee	21	306,431	0	0	3	11,273	0	99	137.0	980	0	0
Hardwood Weapons Range (ANG)		AF Guard	Necedah	5	13,501	0	0	0	0	0	7,865	10.5	0	0	0
NOSC Green Bay		Navy Reserve	Ashwaubenon	2	41,861	0	0	0	0	10	10	10.4	0	0	0
Truax ANGB		AF Guard	Madison	51	750,933	0	0	0	0	35	149	262.8	1,169	0	0
Volk ANGB		AF Guard	Camp Douglas	135	601,623	0	0	0	0	0	2,385	318.0	318	3	0
W. Silver Spring Complex		Army Reserve	Milwaukee	26	330,467	0	0	0	0	127	127	85.4	844	1	4
Wausau USARC		Army Reserve	Wausau	2	43,342	0	0	0	0	13	13	10.6	329	0	0
* OTHER SITE(S) : 38				51	473,928	10	130,775	0	0	126	391	194.1	1,552	24	0
<b>Wisconsin Total:</b>				<b>2,000</b>	<b>10,544,299</b>	<b>92</b>	<b>296,980</b>	<b>16</b>	<b>118,024</b>	<b>63,105</b>	<b>142,364</b>	<b>3,899.6</b>	<b>9,706</b>	<b>1,267</b>	<b>455</b>
<b>Wyoming</b>															

\* US Locations that do not meet criteria of at least ten (10) Acres AND at least \$10M PRV. US Territories and Non-US Locations that do not meet criteria of at least ten (10) Acres OR at least \$10M PRV.

**DEPARTMENT OF DEFENSE**  
**Base Structure Report - As of 30 Sept 2011**

SITE	BRAC 2005	COMPONENT	NAME NEAREST CITY	BUILDINGS						ACRES OWNED	TOTAL ACRES	PRV (\$M)	MIL	CIV	OTHER
				OWNED		LEASED		OTHER							
				COUNT	SQFT	COUNT	SQFT	COUNT	SQFT						
Cheyenne Regional Apt		AF Guard	Cheyenne	35	432,162	0	0	0	0	0	727	153.4	1,383	10	0
F E Warren AFB		AF Active	Cheyenne	728	5,058,732	0	0	0	0	6,834	6,834	1,480.3	2,882	650	0
Francis E Warren AF Missile Site P7		AF Active	Cheyenne	1	603	0	0	0	0	2	328	11.1	0	0	0
<b>* OTHER SITE(S) : 89</b>				85	111,453	1	30,000	0	0	292	24,086	515.7	24	2	0
<b>Wyoming Total:</b>				<b>849</b>	<b>5,602,950</b>	<b>1</b>	<b>30,000</b>	<b>0</b>	<b>0</b>	<b>7,128</b>	<b>31,975</b>	<b>2,160.5</b>	<b>4,289</b>	<b>662</b>	<b>0</b>
<b>US/US Territories Total:</b>				<b>171,350</b>	<b>1,621,672,459</b>	<b>4,692</b>	<b>40,542,097</b>	<b>68,609</b>	<b>247,840,974</b>	<b>14,427,149</b>	<b>27,898,898</b>	<b>702,556</b>	<b>2,075,809</b>	<b>1,067,737</b>	<b>80,469</b>

\* US Locations that do not meet criteria of at least ten (10) Acres AND at least \$10M PRV. US Territories and Non-US Locations that do not meet criteria of at least ten (10) Acres OR at least \$10M PRV.



**DEPARTMENT OF DEFENSE**  
**Base Structure Report - As of 30 Sept 2011**

SITE	BRAC 2005	COMPONENT	NAME NEAREST CITY	BUILDINGS						ACRES OWNED	TOTAL ACRES	PRV (\$M)	MIL	CIV	OTHER
				OWNED		LEASED		OTHER							
				COUNT	SQFT	COUNT	SQFT	COUNT	SQFT						
<b>Antigua</b>															
Antigua AS		AF Active	St. Johns	32	117,450	0	0	0	0	0	175	109.8	2	0	0
<b>Antigua Total:</b>				<b>32</b>	<b>117,450</b>	<b>0</b>	<b>0</b>	<b>0</b>	<b>0</b>	<b>0</b>	<b>175</b>	<b>109.8</b>	<b>2</b>	<b>0</b>	<b>0</b>
<b>Aruba</b>															
* OTHER SITE(S) : 1															
				0	0	1	3,200	0	0	0	0	2.6	0	0	0
<b>Aruba Total:</b>				<b>0</b>	<b>0</b>	<b>1</b>	<b>3,200</b>	<b>0</b>	<b>0</b>	<b>0</b>	<b>0</b>	<b>2.6</b>	<b>0</b>	<b>0</b>	<b>0</b>
<b>Australia</b>															
Area A-VLF		Navy Active	Exmouth	0	0	0	0	0	0	0	5,510	0.0	0	0	0
Area C-HFR		Navy Active	Exmouth	0	0	0	0	0	0	0	9,463	0.0	0	0	0
NAVCOMMSTA H E Holt		Navy Active	Northwest Cape	0	0	0	0	0	0	0	5,099	0.0	0	0	0
* OTHER SITE(S) : 3															
				42	31,943	1	5,013	0	0	0	5	12.0	0	0	0
<b>Australia Total:</b>				<b>42</b>	<b>31,943</b>	<b>1</b>	<b>5,013</b>	<b>0</b>	<b>0</b>	<b>0</b>	<b>20,077</b>	<b>12.0</b>	<b>0</b>	<b>0</b>	<b>0</b>
<b>Bahamas</b>															
AUTEC Main Base		Navy Active	Andros Island	139	649,527	0	0	0	0	0	539	364.5	0	0	0
AUTEC Salvador Point		Navy Active	Andros Island	10	11,395	0	0	0	0	0	0	14.9	0	0	0
* OTHER SITE(S) : 4															
				8	4,961	0	0	0	0	0	0	17.0	0	0	0
<b>Bahamas Total:</b>				<b>157</b>	<b>665,883</b>	<b>0</b>	<b>0</b>	<b>0</b>	<b>0</b>	<b>0</b>	<b>539</b>	<b>396.4</b>	<b>0</b>	<b>0</b>	<b>0</b>
<b>Bahrain</b>															
NSA Bahrain		Navy Active	Manama	145	1,149,779	1	483	1	308	0	66	562.4	2,111	124	0
NSA Bahrain - Aviation Unit		Navy Active	Al Jufayr	12	22,349	3	83,255	0	0	0	0	55.9	0	0	0
Muharraq															
NSA Bahrain - Banz Wrhs Compound		Navy Active	Al Jufayr	2	811	15	979,916	0	0	0	14	222.8	0	0	0
NSA Bahrain - Dependent School		Navy Active	Al Jufayr	0	0	1	2,090	4	263,383	0	25	119.1	0	0	0
NSA Bahrain - Mina Sulman Pier Area		Navy Active	Al Jufayr	6	2,297	2	93,970	0	0	0	0	89.4	0	0	0
Sheik Isa		Navy Active	Shaikh Isa	42	115,318	0	0	0	0	0	0	38.5	0	0	0
* OTHER SITE(S) : 3															
				19	11,476	3	16,476	0	0	0	0	10.1	0	0	0
<b>Bahrain Total:</b>				<b>226</b>	<b>1,302,029</b>	<b>25</b>	<b>1,176,190</b>	<b>5</b>	<b>263,691</b>	<b>0</b>	<b>106</b>	<b>1,098.2</b>	<b>2,111</b>	<b>124</b>	<b>0</b>

\* US Locations that do not meet criteria of at least ten (10) Acres AND at least \$10M PRV. US Territories and Non-US Locations that do not meet criteria of at least ten (10) Acres OR at least \$10M PRV.

**DEPARTMENT OF DEFENSE**  
**Base Structure Report - As of 30 Sept 2011**

SITE	BRAC 2005	COMPONENT	NAME NEAREST CITY	BUILDINGS						ACRES OWNED	TOTAL ACRES	PRV (\$M)	MIL	CIV	OTHER
				OWNED		LEASED		OTHER							
				COUNT	SQFT	COUNT	SQFT	COUNT	SQFT						
<b><u>Belgium</u></b>															
Brussels		Army Active	Brussels	0	0	11	181,921	0	0	0	0	62.9	388	637	244
Chateau Gendebien		Army Active	Mons	1	1,620	1	4,453	4	21,842	0	20	7.6	20	0	5
Chievres AB		Army Active	Chievres Ab	55	365,736	0	0	64	402,641	0	1,012	435.1	138	107	295
Daumerie Caserne		Army Active	Chievres	2	328	0	0	37	251,650	0	26	110.8	122	130	148
Kleine Brogel AB		AF Active	Kleine-Brogel	10	22,045	0	0	5	18,511	0	1	18.9	135	0	1
Mons		Army Active	Mons	1	7,112	11	193,222	0	0	0	0	39.5	0	0	0
Shape Headquarters		Army Active	Mons	5	41,807	0	0	35	434,857	0	0	172.1	878	255	219
Sterrebeek Dependent School		Army Active	Brussels	12	111,694	0	0	0	0	16	16	49.6	14	50	52
* OTHER SITE(S) : 5				1	151	5	26,908	1	1,245	0	0	6.1	86	0	2
<b>Belgium Total:</b>				<b>87</b>	<b>550,492</b>	<b>28</b>	<b>406,504</b>	<b>146</b>	<b>1,130,746</b>	<b>16</b>	<b>1,075</b>	<b>902.7</b>	<b>1,781</b>	<b>1,179</b>	<b>966</b>
<b><u>Br Indian Ocean Territories</u></b>															
NAVSUPPFAC Diego Garcia		Navy Active	Diego Garcia, Naval Fac	659	2,714,024	0	0	0	0	0	7,000	3,239.7	240	2	0
<b>Br Indian Ocean Territories Total:</b>				<b>659</b>	<b>2,714,024</b>	<b>0</b>	<b>0</b>	<b>0</b>	<b>0</b>	<b>0</b>	<b>7,000</b>	<b>3,239.7</b>	<b>240</b>	<b>2</b>	<b>0</b>
<b><u>Canada</u></b>															
* OTHER SITE(S) : 2				0	0	1	144	0	0	0	1	0.1	0	0	0
<b>Canada Total:</b>				<b>0</b>	<b>0</b>	<b>1</b>	<b>144</b>	<b>0</b>	<b>0</b>	<b>0</b>	<b>1</b>	<b>0.1</b>	<b>0</b>	<b>0</b>	<b>0</b>
<b><u>Colombia</u></b>															
* OTHER SITE(S) : 7				51	39,176	24	51,473	5	2,531	0	13	29.9	7	1	0
<b>Colombia Total:</b>				<b>51</b>	<b>39,176</b>	<b>24</b>	<b>51,473</b>	<b>5</b>	<b>2,531</b>	<b>0</b>	<b>13</b>	<b>29.9</b>	<b>7</b>	<b>1</b>	<b>0</b>
<b><u>Costa Rica</u></b>															
* OTHER SITE(S) : 1				0	0	0	0	1	1,098	0	1	0.4	0	0	0
<b>Costa Rica Total:</b>				<b>0</b>	<b>0</b>	<b>0</b>	<b>0</b>	<b>1</b>	<b>1,098</b>	<b>0</b>	<b>1</b>	<b>0.4</b>	<b>0</b>	<b>0</b>	<b>0</b>
<b><u>Cuba</u></b>															
NS Guantanamo Bay		Navy Active	Guantanamo Bay	1,418	5,926,837	0	0	6	9,844	0	28,817	3,312.0	435	109	0
<b>Cuba Total:</b>				<b>1,418</b>	<b>5,926,837</b>	<b>0</b>	<b>0</b>	<b>6</b>	<b>9,844</b>	<b>0</b>	<b>28,817</b>	<b>3,312.0</b>	<b>435</b>	<b>109</b>	<b>0</b>
<b><u>Denmark</u></b>															
Karup AB		AF Active	Karup	0	0	0	0	29	72,409	0	0	137.8	0	0	0

\* US Locations that do not meet criteria of at least ten (10) Acres AND at least \$10M PRV. US Territories and Non-US Locations that do not meet criteria of at least ten (10) Acres OR at least \$10M PRV.

**DEPARTMENT OF DEFENSE**  
**Base Structure Report - As of 30 Sept 2011**

SITE	BRAC 2005	COMPONENT	NAME NEAREST CITY	BUILDINGS						ACRES OWNED	TOTAL ACRES	PRV (\$M)	MIL	CIV	OTHER
				OWNED		LEASED		OTHER							
				COUNT	SQFT	COUNT	SQFT	COUNT	SQFT						
* OTHER SITE(S) : 1				0	0	4	7,425	0	0	0	0	1.3	0	0	0
			<b>Denmark Total:</b>	<b>0</b>	<b>0</b>	<b>4</b>	<b>7,425</b>	<b>29</b>	<b>72,409</b>	<b>0</b>	<b>0</b>	<b>139.2</b>	<b>0</b>	<b>0</b>	<b>0</b>
<b><u>Djibouti</u></b>															
Camp Lemonier Djibouti		Navy Active	Djibouti	1,019	727,417	0	0	0	0	0	0	422.5	0	0	0
			<b>Djibouti Total:</b>	<b>1,019</b>	<b>727,417</b>	<b>0</b>	<b>0</b>	<b>0</b>	<b>0</b>	<b>0</b>	<b>0</b>	<b>422.5</b>	<b>0</b>	<b>0</b>	<b>0</b>
<b><u>Dominican Republic</u></b>															
* OTHER SITE(S) : 1				0	0	1	2,500	0	0	0	0	0.4	0	0	0
			<b>Dominican Republic Total:</b>	<b>0</b>	<b>0</b>	<b>1</b>	<b>2,500</b>	<b>0</b>	<b>0</b>	<b>0</b>	<b>0</b>	<b>0.4</b>	<b>0</b>	<b>0</b>	<b>0</b>
<b><u>Egypt</u></b>															
Naval Medical Research Unit Three Cairo Egypt		Navy Active	Cairo	21	94,913	3	19,683	0	0	0	3	55.5	12	9	0
* OTHER SITE(S) : 1				0	0	13	26,703	0	0	0	0	9.1	0	0	0
			<b>Egypt Total:</b>	<b>21</b>	<b>94,913</b>	<b>16</b>	<b>46,386</b>	<b>0</b>	<b>0</b>	<b>0</b>	<b>3</b>	<b>64.6</b>	<b>12</b>	<b>9</b>	<b>0</b>
<b><u>El Salvador</u></b>															
* OTHER SITE(S) : 1				0	0	1	4,004	0	0	0	0	0.6	0	0	0
			<b>El Salvador Total:</b>	<b>0</b>	<b>0</b>	<b>1</b>	<b>4,004</b>	<b>0</b>	<b>0</b>	<b>0</b>	<b>0</b>	<b>0.6</b>	<b>0</b>	<b>0</b>	<b>0</b>
<b><u>Germany</u></b>															
Amelia Earhart Hotel		Army Active	Wiesbaden	10	2,325	0	0	1	216,207	0	6	80.0	12	250	118
American Arms Hotel		Army Active	Wiesbaden	1	363	0	0	3	292,031	0	5	105.4	0	146	3
Anderson Barracks		Army Active	Dexheim	44	166,999	0	0	20	230,760	0	105	180.5	4	0	0
Ansbach Leased		Army Active	Ansbach	0	0	14	59,634	0	0	0	0	10.6	3	0	0
Artillery Kaserne		Army Active	Garmisch	26	5,439	0	0	35	516,585	0	37	155.6	27	98	277
Askren Manor FH		Army Active	Schweinfurt	23	32,337	0	0	58	1,473,622	0	72	341.0	0	88	74
Aukamm Hsg Area		Army Active	Wiesbaden	8	51,124	0	0	111	1,283,489	0	93	312.8	0	24	1
Bamberg		Army Active	Bamberg	0	0	129	507,830	0	0	0	18	92.1	0	0	0
Bamberg Airfield		Army Active	Bamberg	4	9,894	0	0	3	2,676	0	220	51.3	0	0	0
Bamberg Storage & Range Area		Army Active	Bamberg	29	15,813	0	0	31	118,981	0	170	51.2	0	0	0
Bann Communications Station		AF Active	Bann	3	9,740	0	0	5	8,083	0	6	10.1	0	0	0
Bann Communications Station 2		AF Active	Bann	6	18,171	0	0	0	0	0	51	8.6	2	5	1
Barton Barracks		Army Active	Ansbach	10	64,668	0	0	25	382,487	0	33	147.8	116	220	296

\* US Locations that do not meet criteria of at least ten (10) Acres AND at least \$10M PRV. US Territories and Non-US Locations that do not meet criteria of at least ten (10) Acres OR at least \$10M PRV.

**DEPARTMENT OF DEFENSE**  
**Base Structure Report - As of 30 Sept 2011**

SITE	BRAC 2005	COMPONENT	NAME NEAREST CITY	BUILDINGS						ACRES OWNED	TOTAL ACRES	PRV (\$M)	MIL	CIV	OTHER
				OWNED		LEASED		OTHER							
				COUNT	SQFT	COUNT	SQFT	COUNT	SQFT						
Baumholder Airfield		Army Active	Baumholder	4	10,452	0	0	1	1,590	0	47	10.0	0	2	0
Baumholder Family Housing		Army Active	Baumholder	19	25,344	0	0	68	2,257,088	0	95	482.9	0	45	38
Baumholder Hospital		Army Active	Baumholder	6	32,080	0	0	12	189,198	0	13	91.6	155	24	55
Baumholder Qm Area		Army Active	Baumholder	18	37,407	0	0	29	360,446	0	60	95.0	0	4	14
Benjamin Franklin VII Family Housing		Army Active	Mannheim	42	190,720	0	0	184	4,376,650	0	220	1,020.5	74	303	356
Bensheim Maint And Supply Facility		Army Active	Bensheim	0	0	0	0	1	82,844	0	8	14.5	0	0	0
Binsfeld FH Annex		AF Active	Trier	0	0	77	182,015	0	0	0	11	32.3	0	0	0
Bitburg FH Annex		AF Active	Trier	22	319,908	0	0	62	2,248,503	0	156	602.3	0	0	0
Bitburg Storage Annex 2		AF Active	Trier	11	31,804	0	0	18	415,779	0	27	137.1	0	0	0
Bleidorn Family Housing		Army Active	Ansbach	4	17,206	0	0	25	661,068	0	34	148.6	1	11	10
Boeblingen Family Housing		Army Active	Boeblingen	4	13,935	0	0	22	517,037	1	24	119.0	0	1	76
Boeblingen Range		Army Active	Boeblingen	2	5,157	0	0	6	6,545	0	18	5.8	0	4	3
Boeblingen Training Area		Army Active	Boeblingen	11	7,234	0	0	36	33,126	0	1,419	35.0	0	1	0
Breitenau Skeet Range		Army Active	Garmisch	0	0	0	0	1	4,439	0	50	0.9	0	0	0
Breitenwald Training Area		Army Active	Landstuhl	6	6,634	0	0	2	1,045	0	127	3.1	0	1	1
Buechel AB		AF Active	Buechel	4	7,524	0	0	9	53,934	0	0	22.9	138	0	1
Camp Oppenheim Trng Area		Army Active	Oppenheim	0	0	0	0	0	0	0	132	0.4	0	0	0
Campbell Barracks		Army Active	Heidelberg	34	57,411	0	0	30	955,223	0	42	384.4	907	805	235
Cardwell Village Fam Hsg		Army Active	Hanau	1	53	0	0	15	267,994	0	10	62.3	0	0	0
Coleman Barracks		Army Active	Mannheim	94	277,162	0	0	140	1,600,472	0	583	718.4	1,121	73	196
Conn Barracks		Army Active	Schweinfurt	231	507,156	0	0	50	1,326,089	0	502	709.8	1,987	44	121
Crestview Hsg Area		Army Active	Wiesbaden	0	0	0	0	64	1,106,432	0	33	225.8	0	0	0
Daenner Kaserne		Army Active	Kaiserlautern	24	31,968	0	0	28	427,088	0	31	128.9	569	86	229
Darmstadt Training Center		Army Active	Darmstadt	19	58,228	0	0	5	43,897	0	125	43.8	23	70	12
Dautphe Boy Scout Camp		Army Active	Giessen	18	4,339	0	0	12	12,933	0	182	10.8	0	0	0
Dexheim Fam Hsg		Army Active	Dexheim	25	167,378	0	0	13	265,443	0	32	114.8	0	0	0
Dexheim Missile Fac		Army Active	Dexheim	27	19,822	0	0	29	226,033	0	45	92.3	0	0	0
East Camp Grafenwoehr		Army Active	Hof	521	3,198,882	0	0	602	3,569,247	0	2,698	2,285.2	5,723	443	2,051
Echterdingen Airfield		Army Active	Stuttgart	12	27,834	0	0	16	161,661	0	54	72.1	42	20	30
Egelsbach Transmitter Fac		Army Active	Langen	3	2,509	0	0	5	6,762	75	76	5.9	0	0	0
Einsiedlerhof Maintenance Annex		AF Active	Einsiedlerhof	4	10,045	0	0	4	105,302	0	14	39.0	0	0	0
Einsiedlerhof Storage Annex		AF Active	Kaiserlautern	9	93,176	0	0	14	288,216	0	28	92.3	57	35	1
Einsiedlerkoepfe Training Annex		AF Active	Kaiserlautern	4	5,338	0	0	1	9,630	0	311	10.4	0	0	0

\* US Locations that do not meet criteria of at least ten (10) Acres AND at least \$10M PRV. US Territories and Non-US Locations that do not meet criteria of at least ten (10) Acres OR at least \$10M PRV.

**DEPARTMENT OF DEFENSE**  
**Base Structure Report - As of 30 Sept 2011**

SITE	BRAC 2005	COMPONENT	NAME NEAREST CITY	BUILDINGS						ACRES OWNED	TOTAL ACRES	PRV (\$M)	MIL	CIV	OTHER
				OWNED		LEASED		OTHER							
				COUNT	SQFT	COUNT	SQFT	COUNT	SQFT						
Finthen Airfield		Army Active	Mainz	15	6,153	0	0	1	855	0	107	6.9	0	0	0
Fintherlandstr Family Housing		Army Active	Mainz	2	120	0	0	18	190,855	0	9	39.9	0	0	0
Fliegerhorst Airfield Kaserne		Army Active	Hanau	52	223,414	0	0	97	1,796,487	0	623	746.8	0	0	0
Flynn FH & Training Areas		Army Active	Bamberg	99	251,120	0	0	62	1,392,967	0	2,619	397.8	0	114	3
Freihoelser Tng Area		Army Active	Amberg	12	11,460	0	0	0	0	0	339	11.5	0	0	0
Friedrichsfeld QM Service Ctr		Army Active	Mannheim	16	13,563	0	0	6	228,300	0	39	68.3	0	1	10
Friedrichsfeld Storage Area		Army Active	Mannheim	3	470	0	0	1	64,102	0	17	11.1	0	0	0
Funari Barracks		Army Active	Mannheim	18	36,694	0	0	15	308,748	0	27	116.9	25	262	81
Garmisch Family Housing		Army Active	Garmisch	5	2,448	0	0	20	345,004	0	83	86.3	0	22	12
Garmisch Golf Course		Army Active	Garmisch	8	8,141	0	0	1	3,321	0	72	7.2	0	0	0
Geilenkirchen AB		AF Active	Geilenkirchen	11	48,273	0	0	12	107,707	0	0	58.5	107	27	12
General Abrams Hotel And Disp		Army Active	Garmisch	0	0	0	0	10	215,918	0	11	63.6	0	0	0
Germersheim Army Depot		Army Active	Germersheim	128	1,444,835	0	0	21	458,430	0	454	568.8	18	140	418
Giessen General Depot		Army Active	Giessen	33	28,956	0	0	38	1,344,483	92	92	356.2	0	21	385
Grafenwoehr		Army Active	Grafenwoehr	0	0	1,529	4,605,141	0	0	0	168	765.8	13	0	0
Grafenwoehr Training Area		Army Active	Grafenwoehr	588	390,041	0	0	12	11,852	0	51,676	652.2	4	0	1
Grossauheim Kaserne		Army Active	Gross Auheim	15	119,176	0	0	36	812,231	0	45	240.8	0	0	0
Gruenstadt AAFES Fac		Army Active	Gruenstadt	9	47,178	0	0	14	322,093	0	18	90.9	0	0	343
Hainerberg Housing and Shop Ctr		Army Active	Wiesbaden	30	234,268	0	0	78	1,959,412	0	165	570.0	0	245	397
Hammonds Barracks		Army Active	Seckenheim	2	291	0	0	9	254,771	0	17	91.6	17	163	275
Hanau		Army Active	Hanau	0	0	3	57,185	0	0	0	0	10.9	0	0	0
Hausberg Ski Area		Army Active	Garmisch	2	8,461	0	0	0	0	17	30	1.3	0	0	0
Heidelberg Army Heliport		Army Active	Heidelberg	13	17,278	0	0	9	49,663	0	45	49.6	32	2	55
Heidelberg Community Sup Ctr		Army Active	Heidelberg	28	58,223	0	0	13	362,806	0	27	121.0	13	50	467
Heidelberg Golf Course		Army Active	Heidelberg	10	16,123	0	0	0	0	0	125	15.0	0	0	27
Heidelberg Hospital		Army Active	Heidelberg	19	4,603	0	0	24	515,664	0	23	245.3	626	272	136
Hill 365 Radio Relay Fac		Army Active	Kaiserlautern	5	901	0	0	1	3,948	0	17	2.8	0	0	0
Hochspeyer Ammo Storage Annex		AF Active	Kaiserlautern	31	56,578	0	0	6	15,371	0	88	38.6	0	0	0
Hohenfels		Army Active	Hohenfels	0	0	499	1,252,542	0	0	0	0	213.3	7	2	0
Hohenfels Training Area		Army Active	Hohenfels	639	1,369,847	1	151	362	1,780,217	0	40,023	1,508.9	2,519	359	906
Hommertshausen Girl Scout Camp		Army Active	Mannheim	22	10,478	0	0	0	0	0	84	5.6	0	0	0
Hoppstaedten Waterworks		Army Active	Baumholder	2	3,085	0	0	4	24,555	0	27	26.3	0	0	0
Husterhoeh Communication Site		AF Active	Pirmasens	3	1,182	0	0	6	17,029	0	185	7.1	0	0	0
Husterhoeh Kaserne		Army Active	Pirmasens	46	500,352	0	0	25	508,590	0	132	239.5	31	39	434
Illesheim Leased		Army Active	Illesheim	0	0	86	238,383	0	0	0	0	42.6	7	0	0

\* US Locations that do not meet criteria of at least ten (10) Acres AND at least \$10M PRV. US Territories and Non-US Locations that do not meet criteria of at least ten (10) Acres OR at least \$10M PRV.

**DEPARTMENT OF DEFENSE**  
**Base Structure Report - As of 30 Sept 2011**

SITE	BRAC 2005	COMPONENT	NAME NEAREST CITY	BUILDINGS						ACRES OWNED	TOTAL ACRES	PRV (\$M)	MIL	CIV	OTHER
				OWNED		LEASED		OTHER							
				COUNT	SQFT	COUNT	SQFT	COUNT	SQFT						
Kaiserslautern		Army Active	Kaiserslautern	1	44,485	0	0	0	0	0	472	22.4	57	33	54
Kaiserslautern Army Depot		Army Active	Kaiserslautern	98	702,457	0	0	57	896,845	0	606	465.2	3	115	1,225
Kaiserslautern Equip Spt Ctr		Army Active	Kaiserslautern	25	35,925	0	0	19	180,281	0	51	60.2	6	1	36
Kaiserslautern Water System Annex		AF Active	Kaiserslautern	1	182	0	0	1	7,106	0	4	10.2	0	0	0
Kapaun Administration Annex		AF Active	Kaiserslautern	21	93,370	0	0	39	526,273	0	114	224.1	151	11	18
Kastel Housing Area		Army Active	Wiesbaden	9	16,886	0	0	11	372,832	0	28	105.7	0	4	14
Katterbach Kaserne		Army Active	Ansbach	58	213,826	0	0	100	2,495,673	0	434	858.0	1,252	148	241
Kefurt & Craig Village Family Housing		Army Active	Stuttgart	1	921	0	0	41	1,048,610	0	38	220.5	0	1	27
Kelley Barracks (GE44F)		Army Active	Stuttgart	31	118,179	0	0	27	748,901	6	72	302.6	796	634	291
Kilbourne Kaserne		Army Active	Heidelberg	9	10,638	0	0	17	87,076	0	13	37.9	49	55	47
Kitzingen		Army Active	Kitzingen	0	0	272	633,164	0	0	0	0	113.9	0	0	0
Kitzingen Tng Areas		Army Active	Kitzingen	4	4,951	0	0	26	40,948	0	2,827	48.6	0	0	0
Kleber Kaserne		Army Active	Kaiserslautern	57	282,771	0	0	31	778,814	0	77	347.3	704	558	785
Kornwestheim Golf Course		Army Active	Kornwestheim	5	27,918	0	0	1	435	0	320	14.4	0	1	22
Lampertheim Training Area		Army Active	Lampertheim	4	722	0	0	1	516	0	4,192	32.3	0	0	0
Landstuhl FH Annex O3		AF Active	Landstuhl	24	113,330	0	0	11	369,725	0	44	128.6	0	0	0
Landstuhl Heliport		Army Active	Landstuhl	40	82,946	0	0	0	0	0	113	52.3	181	26	21
Landstuhl Hospital		Army Active	Landstuhl	100	250,607	0	0	74	1,549,665	0	165	884.5	1,472	583	411
Landstuhl Maintenance Site		AF Active	Landstuhl	38	141,136	0	0	3	8,883	0	25	47.1	0	0	0
Landstuhl Maintenance Site 2		AF Active	Landstuhl	8	31,910	0	0	5	15,142	0	7	21.1	0	0	0
Langen Terrace Family Housing Area		Army Active	Langen	11	15,195	0	0	15	285,521	0	16	66.2	0	0	0
Ledward Barracks		Army Active	Schweinfurt	157	247,492	0	0	53	1,388,713	0	161	542.7	1,715	174	714
Mainz		Army Active	Mainz	0	0	1	1,967	0	0	0	120	0.7	0	0	0
Mainz-Kastel Station		Army Active	Wiesbaden	15	24,368	0	0	30	767,229	0	58	228.7	106	229	314
Mannheim Class III Point		Army Active	Mannheim	8	13,500	0	0	6	14,125	0	28	14.5	0	0	0
Mark Twain Village Family Housing		Army Active	Heidelberg	10	35,162	0	0	69	2,018,444	0	61	504.7	60	357	175
McCully Barracks		Army Active	Wackernheim	30	193,883	0	0	39	366,886	0	74	191.9	0	13	10
Messel Small Arms Range		Army Active	Darmstadt	7	5,783	0	0	2	752	0	52	10.0	0	0	0
Miesau		Army Active	Miesau	0	0	0	0	0	0	0	7	11.1	0	0	0
Miesau Ammo Depot		Army Active	Miesau	124	840,063	0	0	498	1,537,182	0	2,326	756.4	396	86	269
Moehringen Family Housing		Army Active	Stuttgart	1	80	0	0	34	399,938	0	32	78.1	0	1	0
Nathan Hale Qm Area		Army Active	Darmstadt	18	57,978	0	0	26	369,054	1	39	119.7	0	0	0

\* US Locations that do not meet criteria of at least ten (10) Acres AND at least \$10M PRV. US Territories and Non-US Locations that do not meet criteria of at least ten (10) Acres OR at least \$10M PRV.

**DEPARTMENT OF DEFENSE**  
**Base Structure Report - As of 30 Sept 2011**

SITE	BRAC 2005	COMPONENT	NAME NEAREST CITY	BUILDINGS						ACRES OWNED	TOTAL ACRES	PRV (\$M)	MIL	CIV	OTHER
				OWNED		LEASED		OTHER							
				COUNT	SQFT	COUNT	SQFT	COUNT	SQFT						
Oberammergau NATO School		Army Active	Garmisch	3	1,827	0	0	4	43,010	0	0	14.6	133	11	339
Oberdachstetten Training Area		Army Active	Ansbach	22	26,650	0	0	76	244,186	0	884	102.5	0	0	0
Oberweis Annex		AF Active	Trier	13	10,139	0	0	34	128,124	0	108	56.1	0	0	0
Oftersheim Small Arms Range		Army Active	Heidelberg	6	3,722	0	0	3	9,551	0	35	8.5	0	3	3
Panzer Kaserne (GE642)		Army Active	Kaiserlautern	5	1,212	0	0	10	303,644	0	19	107.8	1,295	266	172
Panzer Kaserne (GE643)		Army Active	Stuttgart	24	225,570	0	0	40	1,274,496	2	111	480.1	1,120	227	543
Patch Barracks		Army Active	Stuttgart	40	390,810	0	0	40	1,163,246	1	110	539.8	2,669	825	402
Patrick Henry Village Family Housing		Army Active	Heidelberg	59	434,826	0	0	192	2,951,233	0	250	833.4	12	273	616
Patton Barracks		Army Active	Heidelberg	27	80,369	0	0	27	658,556	0	37	226.6	291	200	340
Pfeffelbach Waterworks		Army Active	Pfeffelbach	1	78	0	0	2	16,896	0	58	21.4	0	0	0
Pruem AS		AF Active	Trier	4	10,728	0	0	0	0	0	18	6.5	0	0	0
Pulaski Barracks		Army Active	Kaiserlautern	39	70,141	0	0	33	206,276	0	131	105.2	103	137	206
Ramstein AB		AF Active	Ramstein	460	4,319,708	0	0	364	5,719,025	0	3,102	3,740.0	7,937	1,110	1,451
Ramstein Storage Annex		AF Active	Weilerbach	13	185,165	0	0	3	48,076	0	85	39.5	0	0	0
Rheinblick Rec Annex		Army Active	Wiesbaden	6	14,002	0	0	2	14,052	0	175	14.6	0	0	36
Rhine Ordnance Barracks		Army Active	Kaiserlautern	130	455,231	0	0	875	1,958,611	0	3,037	875.0	972	46	234
Robinson Barracks		Army Active	Stuttgart	4	86,810	0	0	4	19,180	1	24	33.1	1	8	36
Robinson-Grenadier Family Housing		Army Active	Stuttgart	2	515	0	0	62	1,493,908	0	135	333.5	0	0	28
Rottershausen Ammo Stor Area		Army Active	Schweinfurt	6	9,661	0	0	25	47,775	0	186	11.7	0	0	0
Sambach AFN Fac		Army Active	Sembach	0	0	0	0	3	1,999	0	10	1.0	0	0	0
Schweinfurt		Army Active	Schweinfurt	0	0	106	604,877	0	0	0	0	107.9	66	0	0
Schweinfurt Training Areas		Army Active	Schweinfurt	98	80,986	0	0	6	12,606	0	10,803	44.6	57	6	17
Schwetzingen Training Area		Army Active	Schwetzingen	1	343	0	0	0	0	0	277	1.1	0	0	0
Sembach Admin Annex (Wing HQ)		Army Active	Sembach	39	571,899	0	0	80	1,771,039	0	279	539.3	298	22	2
Sheridan Barracks		Army Active	Garmisch	4	301,899	0	0	11	401,133	0	29	200.2	65	123	612
Shipton Kaserne		Army Active	Ansbach	82	310,643	0	0	24	246,816	0	388	162.8	762	0	5
Siegenburg Air Range		AF Active	Landshut	4	2,955	0	0	5	7,756	0	681	6.6	0	1	8
Smith Barracks		Army Active	Baumholder	206	624,633	0	0	201	3,158,079	0	1,022	1,432.6	7,140	120	289
South Camp Vilseck		Army Active	Vilseck	569	4,032,374	0	0	137	1,330,389	0	2,193	1,746.6	4,975	493	948
Spangdahlem AB		AF Active	Spangdahlem	379	1,853,273	0	0	207	1,932,080	0	1,617	1,987.7	3,667	262	523
Spangdahlem Waste Annex		AF Active	Spangdahlem	2	2,586	0	0	2	4,105	0	3	44.6	0	0	0
Speicher FH Annex		AF Active	Trier	0	0	102	234,681	0	0	0	12	42.2	0	0	0
Spinelli Barracks		Army Active	Mannheim	36	14,635	0	0	72	1,505,846	0	198	372.9	44	23	107

\* US Locations that do not meet criteria of at least ten (10) Acres AND at least \$10M PRV. US Territories and Non-US Locations that do not meet criteria of at least ten (10) Acres OR at least \$10M PRV.

**DEPARTMENT OF DEFENSE**  
**Base Structure Report - As of 30 Sept 2011**

SITE	BRAC 2005	COMPONENT	NAME NEAREST CITY	BUILDINGS						ACRES OWNED	TOTAL ACRES	PRV (\$M)	MIL	CIV	OTHER
				OWNED		LEASED		OTHER							
				COUNT	SQFT	COUNT	SQFT	COUNT	SQFT						
Stem Kaserne		Army Active	Seckenheim	3	12,023	0	0	11	47,951	0	10	21.4	14	11	11
Steuben & Weicht Vil Family Housing		Army Active	Stuttgart	2	782	0	0	54	555,685	0	48	112.4	0	1	0
Storck Barracks		Army Active	Illesheim	41	87,569	0	0	98	1,878,780	0	442	650.3	965	97	181
Strassburg Kaserne		Army Active	Baumholder	7	3,302	0	0	27	423,229	0	39	145.9	0	0	0
Stuttgart Admin Facility		Army Active	Stuttgart	0	0	0	0	6	38,388	0	2	10.9	2	0	0
Stuttgart Dependent School		Army Active	Stuttgart	1	301	0	0	4	167,796	0	11	56.3	0	77	21
Sullivan Barracks		Army Active	Mannheim	28	153,650	0	0	52	931,535	0	111	364.0	633	117	346
Sulzheim Training Area		Army Active	Schweinfurt	1	182	0	0	1	190	0	145	11.0	0	0	0
Taylor Barracks		Army Active	Mannheim	79	196,321	0	0	25	654,488	0	113	289.3	332	66	321
Tompkins Barracks		Army Active	Schwetzingen	30	64,491	0	0	32	594,484	0	88	233.9	324	53	68
Vilseck		Army Active	Vilseck	0	0	135	674,154	0	0	0	31	118.7	65	1	0
Vogelweh FH Annex		AF Active	Kaiserlautern	186	976,232	0	0	104	2,757,475	0	631	860.7	0	0	0
Wackernhm-Schwabenwaeldchen TA		Army Active	Wackernheim	8	6,750	0	0	7	3,886	0	23	6.2	0	0	0
Warner Barracks		Army Active	Bamberg	201	300,468	0	0	122	2,589,521	0	209	947.0	3,111	343	642
Warner Barracks Family Housing		Army Active	Bamberg	4	746	0	0	13	337,013	0	13	73.6	0	0	0
Weilimdorf Warehouse		Army Active	Stuttgart	0	0	0	0	2	61,758	0	4	12.0	0	0	1
Weisskirchen AFN Trans Fac		Army Active	Weisskirchen	0	0	0	0	6	13,519	0	18	40.9	0	0	0
Wetzel Family Housing		Army Active	Baumholder	9	31,154	0	0	35	1,244,023	0	132	266.8	0	46	4
Wetzel Kaserne		Army Active	Baumholder	21	96,522	0	0	8	99,786	0	215	81.2	0	48	58
Wiesbaden Army Airfield		Army Active	Wiesbaden	90	346,980	0	0	129	2,049,635	0	638	912.7	1,880	714	791
Wiesbaden Small Arms Range		Army Active	Wiesbaden	4	6,758	0	0	7	8,398	0	26	8.0	0	1	0
<b>* OTHER SITE(S) : 65</b>				25	103,214	39	129,327	36	143,515	2	92	117.1	216	45	38
<b>Germany Total:</b>				<b>7,148</b>	<b>30,574,789</b>	<b>2,993</b>	<b>9,181,051</b>	<b>7,256</b>	<b>96,750,332</b>	<b>200</b>	<b>147,045</b>	<b>42,945.2</b>	<b>60,477</b>	<b>13,328</b>	<b>22,234</b>
<b>Greece</b>															
NATO Ordnance Area		Navy Active	Soudha Bay	1	216	0	0	15	68,700	0	0	27.3	0	0	0
NSA Souda Bay		Navy Active	Soudha Bay	49	463,582	0	0	0	0	0	101	249.9	298	63	0
NSA Souda Bay Marathi Pier Area		Navy Active	Soudha Bay	9	15,087	0	0	0	0	0	0	25.4	0	0	0
NSA Souda Bay NAMFI Compound		Navy Active	Soudha Bay	8	38,754	0	0	0	0	0	0	10.9	0	0	0
<b>* OTHER SITE(S) : 3</b>				3	21,880	2	6,703	6	25,434	0	0	12.2	0	0	0
<b>Greece Total:</b>				<b>70</b>	<b>539,519</b>	<b>2</b>	<b>6,703</b>	<b>21</b>	<b>94,134</b>	<b>0</b>	<b>101</b>	<b>325.6</b>	<b>298</b>	<b>63</b>	<b>0</b>

\* US Locations that do not meet criteria of at least ten (10) Acres AND at least \$10M PRV. US Territories and Non-US Locations that do not meet criteria of at least ten (10) Acres OR at least \$10M PRV.



**DEPARTMENT OF DEFENSE**  
**Base Structure Report - As of 30 Sept 2011**

SITE	BRAC 2005	COMPONENT	NAME NEAREST CITY	BUILDINGS						ACRES OWNED	TOTAL ACRES	PRV (\$M)	MIL	CIV	OTHER
				OWNED		LEASED		OTHER							
				COUNT	SQFT	COUNT	SQFT	COUNT	SQFT						
<b><u>Greenland</u></b>															
Thule AB		AF Active	Thule	226	2,413,833	0	0	0	0	0	233,034	2,740.3	135	2	0
<b>Greenland Total:</b>				<b>226</b>	<b>2,413,833</b>	<b>0</b>	<b>0</b>	<b>0</b>	<b>0</b>	<b>0</b>	<b>233,034</b>	<b>2,740.3</b>	<b>135</b>	<b>2</b>	<b>0</b>
<b><u>Hong Kong</u></b>															
* OTHER SITE(S) : 1				0	0	1	5,055	0	0	0	0	1.4	0	0	0
<b>Hong Kong Total:</b>				<b>0</b>	<b>0</b>	<b>1</b>	<b>5,055</b>	<b>0</b>	<b>0</b>	<b>0</b>	<b>0</b>	<b>1.4</b>	<b>0</b>	<b>0</b>	<b>0</b>
<b><u>Iceland</u></b>															
Grindavik, Iceland		Navy Active	Grindavik	7	18,421	0	0	0	0	0	1,049	19.1	0	0	0
<b>Iceland Total:</b>				<b>7</b>	<b>18,421</b>	<b>0</b>	<b>0</b>	<b>0</b>	<b>0</b>	<b>0</b>	<b>1,049</b>	<b>19.1</b>	<b>0</b>	<b>0</b>	<b>0</b>
<b><u>Italy</u></b>															
Augusta Bay		Navy Active	Catania	6	57,768	0	0	0	0	0	0	48.3	0	0	0
Aviano AB		AF Active	Aviano	112	805,245	0	0	102	1,594,817	0	1,200	1,598.5	3,430	194	393
Aviano Administration Annex Group HQ		AF Active	Aviano	4	4,818	0	0	5	40,931	0	8	21.7	0	0	0
Aviano Ammunition Storage Annex		AF Active	Aviano	2	3,450	0	0	32	94,975	0	47	49.8	0	0	0
Aviano Bachelor Housing Annex 1		AF Active	Aviano	16	143,727	1	31,355	6	481,935	0	38	353.3	0	0	0
Aviano Bachelor Housing Annex 2		AF Active	Aviano	7	217,208	0	0	9	82,949	0	13	122.3	0	0	0
Aviano FH Annex 5		AF Active	Aviano	0	0	54	112,733	0	0	0	0	25.0	0	0	0
Aviano Maintenance Annex		AF Active	Aviano	6	4,653	0	0	7	110,511	0	7	41.8	0	0	0
Aviano Storage Annex		AF Active	Aviano	0	0	2	107,986	0	0	0	6	19.4	0	0	0
Camp Darby		Army Active	Tirrenia	139	617,879	0	0	1	25,269	0	159	332.9	374	110	408
Camp Ederle		Army Active	Vicenza	219	1,408,840	12	101,481	46	423,931	0	147	973.9	2,804	694	1,135
Capodichino		Navy Active	Naples	66	1,285,325	0	0	1	49,388	0	58	590.3	0	0	0
Carney Park		Navy Active	Naples	23	21,331	4	10,430	0	0	0	53	26.1	0	0	0
Coltano Troposcatter Site		Army Active	Coltano	10	44,583	0	0	0	0	0	289	27.7	0	0	0
Dal Molin Airfield		Army Active	Vicenza	0	0	0	0	9	233,488	0	153	89.4	1,547	68	4
Fontanafredda FH Site		AF Active	Fontanafredda	0	0	37	144,892	0	0	0	1	30.8	0	0	0
Gaeta		Navy Active	Gaeta	1	60	2	5,226	4	10,246	0	12	9.4	8	17	0
Gheddi Radio Relay Site		AF Active	Brescia	12	29,684	0	0	4	27,369	0	1	26.5	136	1	3
Lago Patria		Navy Active	Naples	8	14,135	0	0	1	6,487	0	3	15.3	0	0	0
Livorno		Army Active	Livorno	0	0	71	250,035	0	0	0	0	55.0	0	0	0
Livorno Supply and Maint Area		Army Active	Livorno	121	1,236,550	0	0	0	0	0	277	398.2	21	38	225

\* US Locations that do not meet criteria of at least ten (10) Acres AND at least \$10M PRV. US Territories and Non-US Locations that do not meet criteria of at least ten (10) Acres OR at least \$10M PRV.

**DEPARTMENT OF DEFENSE**  
**Base Structure Report - As of 30 Sept 2011**

SITE	BRAC 2005	COMPONENT	NAME NEAREST CITY	BUILDINGS						ACRES OWNED	TOTAL ACRES	PRV (\$M)	MIL	CIV	OTHER
				OWNED		LEASED		OTHER							
				COUNT	SQFT	COUNT	SQFT	COUNT	SQFT						
Livorno Training Area		Army Active	Livorno	5	5,727	0	0	0	0	0	50	7.6	0	0	0
Longare Communications Site		Army Active	Vicenza	6	7,741	0	0	27	72,952	0	52	50.2	143	38	3
Maniago FH Site		AF Active	Maniago	0	0	19	155,747	0	0	0	1	33.5	0	0	0
NAS 1 Support Area		Navy Active	Catania	54	1,094,585	1	67,800	0	0	0	10	454.1	0	0	0
NAS Pensacola Transmitter Site		Navy Active	Sigonella Sicily	8	28,844	0	0	0	0	0	0	16.5	0	0	0
NAS Sigonella		Navy Active	Sigonella Sicily	155	1,573,682	0	0	4	15,844	0	315	804.5	1,546	243	217
NAS Sigonella Belpasso Hsg		Navy Active	Catania	1	11,646	150	958,995	0	0	0	104	202.1	0	0	0
NATO Ordnance Facility		Navy Active	Sigonella Sicily	28	84,521	0	0	0	0	0	172	41.3	0	0	0
NSA Naples Support Site		Navy Active	Naples	2	200,349	162	3,270,868	0	0	0	228	1,032.3	0	0	0
NSA Naples Various Location Housing		Navy Active	Naples	0	0	9	370,079	0	0	0	0	79.1	0	0	0
Pisa Ammo Storage Area		Army Active	Pisa	213	464,975	0	0	0	0	0	2,093	252.2	0	0	2
San Vito Dei Normanni AS		AF Active	San Vito Normanni	2	3,980	0	0	0	0	0	25	3.7	0	0	0
Sedrano FH Site		AF Active	Sedrano	0	0	10	77,691	0	0	0	1	16.7	0	0	0
Vicenza		Army Active	Vicenza	2	3,973	155	1,220,796	3	9,902	0	5	308.1	0	0	0
Vicenza Basic Load Storage Area		Army Active	Vicenza	17	30,417	0	0	0	0	0	34	17.4	0	0	0
Vicenza Family Housing		Army Active	Vicenza	221	705,562	0	0	1	2,793	0	82	241.2	0	0	1
<b>* OTHER SITE(S) : 22</b>				19	26,467	36	204,814	9	33,554	0	40	67.5	18	1	0
<b>Italy Total:</b>				<b>1,485</b>	<b>10,137,725</b>	<b>725</b>	<b>7,090,928</b>	<b>271</b>	<b>3,317,340</b>	<b>0</b>	<b>5,685</b>	<b>8,483.4</b>	<b>10,027</b>	<b>1,404</b>	<b>2,391</b>

**Japan**

Akasaka Press Center		Army Active	Tokyo	4	296	0	0	5	162,032	0	8	49.4	23	43	158
Akasaka POL Dep-5032		Navy Active	Sasebo	45	109,920	0	0	43	187,737	0	182	450.2	0	0	0
Akizuki Ammunition Depot		Army Active	Akizuki	14	6,719	0	0	51	411,975	0	138	201.3	0	2	130
Awase		Navy Active	Kadena Air Base Okinawa	8	13,191	0	0	0	0	0	118	18.8	0	0	0
Azuma - 3090		Navy Active	Yokosuka	45	52,285	0	0	33	114,484	0	201	450.5	0	0	0
Camp Courtney FH Annex		AF Active	Camp Courtney Okinawa N	82	1,130,839	0	0	0	0	65	65	254.5	0	0	0
Camp Courtney-6029		MC Active	Tengan	88	308,790	0	0	130	1,780,985	0	331	647.0	9,865	54	0
Camp Foster FH Annex		AF Active	Camp Foster Okinawa	1,013	3,220,528	0	0	0	0	453	453	782.9	0	0	0
Camp Foster-6044		MC Active	Zukeran	1,183	3,128,201	0	0	340	5,103,587	0	1,472	2,532.6	48,145	127,102	0
Camp Fuji Japan-3127		MC Active	Camp Fuji	43	72,389	0	0	47	542,647	0	33,382	231.3	620	1,070	0
Camp Gonsalves		MC Active	Henoko Okinawa	23	17,944	0	0	2	27,516	0	19,356	21.8	0	0	0
Camp Hansen-6011		MC Active	Onna Okinawa	139	634,960	0	0	163	2,935,976	0	12,647	1,451.7	0	0	0
Camp Kinser		AF Active	Makiminato Okinawa	44	2,266,951	0	0	0	0	135	135	491.7	0	0	0

\* US Locations that do not meet criteria of at least ten (10) Acres AND at least \$10M PRV. US Territories and Non-US Locations that do not meet criteria of at least ten (10) Acres OR at least \$10M PRV.

**DEPARTMENT OF DEFENSE**  
**Base Structure Report - As of 30 Sept 2011**

SITE	BRAC 2005	COMPONENT	NAME NEAREST CITY	BUILDINGS						ACRES OWNED	TOTAL ACRES	PRV (\$M)	MIL	CIV	OTHER
				OWNED		LEASED		OTHER							
				COUNT	SQFT	COUNT	SQFT	COUNT	SQFT						
Camp Kinser-6056		MC Active	Makiminato Okinawa	160	3,350,786	0	0	119	3,350,368	0	676	1,777.5	0	0	0
Camp Kuwae FH Annex		AF Active	Chatan Okinawa	158	577,533	0	0	0	0	70	70	130.9	0	0	0
Camp Lester - 6043		MC Active	Chatan Okinawa	164	645,831	0	0	75	526,884	0	167	505.7	0	0	0
Camp McTureous - 6031		MC Active	Tengan	7	89,207	0	0	91	734,698	0	94	257.7	0	0	0
Camp McTureous FH Annex		AF Active	Camp Courtney Okinawa N	80	678,732	0	0	0	0	64	64	149.0	0	0	0
Camp Schwab-6009		MC Active	Henoko Okinawa	136	451,139	0	0	53	1,462,952	0	5,397	795.6	0	0	0
Camp Shields FH Annex		AF Active	Camp Shields-Okinawa	8	7,091	0	0	89	478,684	89	89	137.7	0	0	0
Camp Shields-6032		Navy Active	Camp Shields-Okinawa	43	151,275	0	0	19	360,486	0	88	209.9	0	0	0
Camp Zama		Army Active	Sagamihara	134	569,170	0	0	213	2,429,903	0	578	1,214.9	685	598	1,736
Camp Zama Communications Station		AF Active	Zama	0	0	0	0	4	13,721	0	1	10.3	0	0	0
Chitose Administration Annex		AF Active	Chitose	13	57,830	0	0	0	0	0	1,067	37.3	0	0	0
COMFLEACT Kadena Okinawa		Navy Active	Kadena Air Base Okinawa	162	820,133	0	0	1	25,546	0	120	356.1	2,186	734	0
COMFLEACT Sasebo JA		Navy Active	Sasebo	96	140,832	0	0	179	2,176,044	0	7,732	1,059.8	2,355	4	0
COMFLEACT Yokosuka		Navy Active	Yokosuka	611	571,404	0	0	566	10,741,729	0	2,662	4,867.6	2,148	651	3,230
Draughon Training Range		AF Active	Misawa AFB	3	4,644	0	0	7	13,709	0	1,889	16.9	0	0	0
Drydock Area-5030		Navy Active	Sasebo	1	506	0	0	12	19,893	0	0	148.0	0	0	0
Hachinohe POL Dep-2006		Navy Active	Hachinohe	16	8,105	0	0	12	10,252	0	46	166.2	0	0	0
Hario Housing Area-5119		Navy Active	Sasebo	32	15,767	0	0	79	1,194,800	0	87	336.0	0	0	0
Hario Shima Ammo-5050		Navy Active	Sasebo	30	45,742	0	0	15	62,992	0	487	96.6	0	0	0
Hiro Ammunition Depot		Army Active	Kure	5	5,817	0	0	10	113,355	0	88	55.4	0	0	29
Idesuna Jima Air Range		AF Active	Okinawa Island	0	0	0	0	0	0	61	61	0.0	0	0	0
Ie Jima Aux Airfield		MC Active	Henoko Okinawa	13	26,201	0	0	5	9,729	0	1,981	25.1	0	0	0
Ikego Housing Area-3087		Navy Active	Ikego	38	43,354	0	0	136	2,185,225	0	708	649.9	0	0	0
Iorizaki POL Dep-5036		Navy Active	Sasebo	5	154	0	0	4	7,744	0	56	159.5	0	0	0
Itazuke Auxiliary Airfield		AF Active	Fukuoka	0	0	0	0	1	30,873	0	6	16.5	0	0	0
Iwo Jima-3181		Navy Active	Iwo Jima Island	0	0	0	0	46	331,070	0	243	314.3	0	0	0
Kachin Hanto Area		Army Active	White Beach	6	2,329	0	0	6	9,767	0	32	75.7	0	0	0
Kadena AB		AF Active	Kadena Air Base Okinawa	1,462	5,510,739	0	0	751	8,010,338	4,914	4,914	5,807.9	6,858	534	1,892
Kadena Ammo Storage Annex		AF Active	Kadena Air Base Okinawa	366	1,789,424	0	0	85	591,682	6,077	6,077	1,077.7	0	0	0
Kami Seya-3096		Navy Active	Kami Seya	105	321,029	0	0	13	137,004	0	587	179.9	0	0	0
Kawakami Ammunition Depot		Army Active	Higashi-Hiroshima	67	116,626	0	0	49	230,275	0	644	173.6	0	3	138

\* US Locations that do not meet criteria of at least ten (10) Acres AND at least \$10M PRV. US Territories and Non-US Locations that do not meet criteria of at least ten (10) Acres OR at least \$10M PRV.

**DEPARTMENT OF DEFENSE**  
**Base Structure Report - As of 30 Sept 2011**

SITE	BRAC 2005	COMPONENT	NAME NEAREST CITY	BUILDINGS						ACRES OWNED	TOTAL ACRES	PRV (\$M)	MIL	CIV	OTHER
				OWNED		LEASED		OTHER							
				COUNT	SQFT	COUNT	SQFT	COUNT	SQFT						
Kin Blue Beach - 6020		MC Active	Onna Okinawa	0	0	0	0	0	0	0	94	1.7	0	0	0
Kisarazu-JGSDF-3033		Navy Active	Kisarazu	11	15,687	0	0	33	341,456	0	514	260.0	0	0	0
Kobi Sho Range-6084		Navy Active	Okinawa Island	0	0	0	0	0	0	0	216	0.0	0	0	0
Koshiba POL Dep-3113		Navy Active	Yokohama	0	0	0	0	0	0	0	104	0.0	0	0	0
Kure Pier 6		Army Active	Kure	8	4,047	0	0	9	61,898	0	4	31.9	32	6	68
Maebata - 5033		Navy Active	Sasebo	39	60,704	0	0	43	288,076	0	144	158.2	0	0	0
MCAS Futenma		MC Active	Futemma Okinawa	225	1,087,823	0	0	53	867,818	0	1,187	958.7	1,658	408	0
MCAS Iwakuni		MC Active	Iwakuni	233	676,815	0	0	304	4,594,906	0	7,111	2,283.4	3,879	9,960	0
MCB Camp S D Butler ASP 2-6022		MC Active	Koza	0	0	0	0	3	21,055	0	491	93.6	0	0	0
Misawa AB		AF Active	Misawa AFB	183	1,049,820	0	0	583	7,696,889	0	3,864	4,060.8	3,821	194	776
Momote Annex		AF Active	Momote	0	0	0	0	3	2,976	0	30	3.6	0	0	0
NAF Atsugi		Navy Active	Atsugi	325	703,059	0	0	282	3,844,162	0	1,237	1,712.1	1,118	60	0
NAF Misawa JA		Navy Active	Misawa AFB	73	910,727	0	0	6	3,048	27	27	325.4	0	0	0
Nagasaka Rifle Range		Navy Active	Yokosuka	0	0	0	0	0	0	0	25	0.0	0	0	0
Naha Port		Army Active	Naha	44	346,046	0	0	3	14,425	0	139	252.5	10	13	105
Negishi Dh Area-3066		Navy Active	Yokohama	510	94,441	0	0	238	727,763	0	111	291.2	0	0	0
Okidaito Jima Rng-6088		Navy Active	Okinawa Island	0	0	0	0	0	0	0	283	0.0	0	0	0
Okuma Recreation Annex		AF Active	Okuma Okinawa	43	65,813	0	0	2	14,068	135	135	47.6	10	0	30
Owada Communications Station		AF Active	Owada	0	0	0	0	1	21,152	0	328	19.1	0	0	0
POL Facilities		Army Active	Pol	34	30,460	0	0	28	32,405	50	399	318.0	4	0	107
Sagami General Depot		Army Active	Sagamihara	136	123,976	0	0	134	3,044,371	0	528	941.5	116	86	590
Sagamihara FH Area		Army Active	Sagamihara	348	85,155	0	0	218	879,672	0	149	302.8	5	61	90
Sakibe - 5118		Navy Active	Sasebo	8	21,315	0	0	1	8,061	0	32	15.2	0	0	0
Sanno Hotel Tokyo-3185		Navy Active	Tokyo	2	783	0	0	1	203,405	0	2	63.0	0	0	0
Sekibi Sho Range-6085		Navy Active	Okinawa Island	0	0	0	0	0	0	0	10	0.0	0	0	0
Shariki Communication Site		Army Active	Zama	1	3,100	0	0	0	0	0	33	4.2	0	0	1
Tama Service Annex		AF Active	Tana	12	11,132	0	0	39	103,178	0	483	62.0	0	0	0
Tengan Pier-6028		Navy Active	Tengan	6	6,222	0	0	0	0	0	8	52.3	0	0	0
Tokorozawa Transmitter Site		AF Active	Tokorosana	7	59,913	0	0	0	0	0	320	90.5	0	0	0
Tori Shima Air Range		AF Active	Okinawa Island	0	0	0	0	0	0	10	10	0.0	0	0	0
Torii Station		Army Active	Torii	131	455,094	0	0	29	387,809	28	505	374.8	691	154	516
Totsuka-NCTS-3097		Navy Active	Totsuka	26	19,560	0	0	11	52,356	0	191	58.6	0	0	0
Tsurumi POL Dep-3144		Navy Active	Yokohama	49	13,353	0	0	20	59,217	0	46	219.9	0	0	0
Ulibaru		MC Active	White Beach Nav Inst	0	0	0	0	0	0	0	63	0.0	0	0	0

\* US Locations that do not meet criteria of at least ten (10) Acres AND at least \$10M PRV. US Territories and Non-US Locations that do not meet criteria of at least ten (10) Acres OR at least \$10M PRV.

**DEPARTMENT OF DEFENSE**  
**Base Structure Report - As of 30 Sept 2011**

SITE	BRAC 2005	COMPONENT	NAME NEAREST CITY	BUILDINGS						ACRES OWNED	TOTAL ACRES	PRV (\$M)	MIL	CIV	OTHER
				OWNED		LEASED		OTHER							
				COUNT	SQFT	COUNT	SQFT	COUNT	SQFT						
Urago Ordinance-3117		Navy Active	Yokosuka	16	19,579	0	0	31	183,854	0	48	127.4	0	0	0
White Beach		Navy Active	White Beach Nav Inst	119	164,761	0	0	10	141,647	0	290	208.9	0	0	0
Yokohama No Dock-3067		Navy Active	Yokohama	9	76,422	0	0	9	269,454	6	23	88.6	0	0	0
Yokohama North Dock		Army Active	Yokohama	16	12,437	0	0	68	577,645	0	121	375.0	15	47	179
Yokose POL Dep-5039		Navy Active	Sasebo	10	2,143	0	0	5	6,673	0	153	322.4	0	0	0
Yokota AB		AF Active	Yokota AFB	136	606,834	0	0	621	9,458,884	0	1,750	3,996.8	2,928	262	1,253
* OTHER SITE(S) : 25				24	44,675	0	0	23	61,326	12	43	46.2	10	0	7
<b>Japan Total:</b>				<b>9,436</b>	<b>33,736,309</b>	<b>0</b>	<b>0</b>	<b>6,265</b>	<b>80,496,311</b>	<b>12,194</b>	<b>126,450</b>	<b>46,560.1</b>	<b>87,182</b>	<b>####</b>	<b>11,035</b>
<b>Kenya</b>															
NSA Bahrain - Kenya		Navy Active	Mombasa	6	19,770	0	0	0	0	0	0	41.7	0	0	0
<b>Kenya Total:</b>				<b>6</b>	<b>19,770</b>	<b>0</b>	<b>0</b>	<b>0</b>	<b>0</b>	<b>0</b>	<b>0</b>	<b>41.7</b>	<b>0</b>	<b>0</b>	<b>0</b>
<b>Kuwait</b>															
* OTHER SITE(S) : 1				0	0	0	0	3	19,363	0	0	6.7	0	0	0
<b>Kuwait Total:</b>				<b>0</b>	<b>0</b>	<b>0</b>	<b>0</b>	<b>3</b>	<b>19,363</b>	<b>0</b>	<b>0</b>	<b>6.7</b>	<b>0</b>	<b>0</b>	<b>0</b>
<b>Marshall Islands</b>															
Ennylabegan Island		Army Active	Kwajalein Atoll	13	25,269	0	0	0	0	0	0	31.8	0	0	0
Illeginni Island		Army Active	Kwajalein Atoll	14	26,044	0	0	0	0	0	0	31.9	0	0	0
Meck Island		Army Active	Kwajalein Atoll	43	242,261	0	0	0	0	0	0	223.6	0	0	0
Roi-Namur Island		Army Active	Kwajalein Atoll	108	479,845	0	0	1	100	0	0	514.4	0	0	0
US Army Kwajalein Atoll		Army Active	Kwajalein Atoll	528	2,412,480	0	0	2	2,970	1,361	1,361	2,205.9	20	59	17
* OTHER SITE(S) : 6				28	16,870	0	0	1	1	0	0	39.3	0	0	0
<b>Marshall Islands Total:</b>				<b>734</b>	<b>3,202,769</b>	<b>0</b>	<b>0</b>	<b>4</b>	<b>3,071</b>	<b>1,361</b>	<b>1,361</b>	<b>3,046.9</b>	<b>20</b>	<b>59</b>	<b>17</b>
<b>Netherlands</b>															
Hendrik Mine		Army Active	Brunssum	3	2,222	0	0	12	650,631	0	0	145.5	216	126	259
Rotterdam Admin Facility		Army Active	Rotterdam	0	0	2	81,877	0	0	0	2	25.6	112	69	111
Schinnen		Army Active	Schinnen	1	200	140	213,266	3	59,883	0	0	53.7	0	0	0
Schinnen Emma Mine		Army Active	Schinnen	52	152,998	14	143,150	0	0	0	24	93.9	48	164	287
* OTHER SITE(S) : 4				3	4,089	11	18,736	0	0	0	0	6.3	136	0	1
<b>Netherlands Total:</b>				<b>59</b>	<b>159,509</b>	<b>167</b>	<b>457,029</b>	<b>15</b>	<b>710,514</b>	<b>0</b>	<b>26</b>	<b>325.1</b>	<b>512</b>	<b>359</b>	<b>658</b>

\* US Locations that do not meet criteria of at least ten (10) Acres AND at least \$10M PRV. US Territories and Non-US Locations that do not meet criteria of at least ten (10) Acres OR at least \$10M PRV.

**DEPARTMENT OF DEFENSE**  
**Base Structure Report - As of 30 Sept 2011**

SITE	BRAC 2005	COMPONENT	NAME NEAREST CITY	BUILDINGS						ACRES OWNED	TOTAL ACRES	PRV (\$M)	MIL	CIV	OTHER
				OWNED		LEASED		OTHER							
				COUNT	SQFT	COUNT	SQFT	COUNT	SQFT						
<b><u>Netherlands Antilles</u></b>															
Davis-Monthan AFB (Curacao)		AF Active	Curacao	18	93,639	0	0	0	0	0	42	77.7	11	1	0
<b>Netherlands Antilles Total:</b>				<b>18</b>	<b>93,639</b>	<b>0</b>	<b>0</b>	<b>0</b>	<b>0</b>	<b>0</b>	<b>42</b>	<b>77.7</b>	<b>11</b>	<b>1</b>	<b>0</b>
<b><u>Norway</u></b>															
Stavanger Admin Office		AF Active	Stavanger	1	4,550	0	0	2	21,836	0	0	10.1	0	0	0
* OTHER SITE(S) : 2				0	0	2	4,156	0	0	0	0	1.1	3	0	0
<b>Norway Total:</b>				<b>1</b>	<b>4,550</b>	<b>2</b>	<b>4,156</b>	<b>2</b>	<b>21,836</b>	<b>0</b>	<b>0</b>	<b>11.2</b>	<b>3</b>	<b>0</b>	<b>0</b>
<b><u>Oman</u></b>															
Masirah Island Mpt Site 1		AF Active	Masirah	0	0	0	0	0	0	0	3,000	0.0	0	0	0
NSA Bahrain - Masirah Island		Navy Active	Sur Masirah	8	32,927	0	0	0	0	0	0	12.7	0	0	0
SEEB MPT Site 1		AF Active	Seeb	1	21,744	0	0	21	243,344	0	3,000	129.6	0	0	0
Thumrait MAP		AF Active	Thumrait	0	0	0	0	0	0	0	3,000	0.0	1	0	0
<b>Oman Total:</b>				<b>9</b>	<b>54,671</b>	<b>0</b>	<b>0</b>	<b>21</b>	<b>243,344</b>	<b>0</b>	<b>9,000</b>	<b>142.3</b>	<b>1</b>	<b>0</b>	<b>0</b>
<b><u>Peru</u></b>															
Naval Medical Research Center Det Lima Peru		Navy Active	Lima	2	32,889	0	0	0	0	0	0	12.6	0	0	0
* OTHER SITE(S) : 1				2	5,445	0	0	1	235	0	0	2.1	0	0	0
<b>Peru Total:</b>				<b>4</b>	<b>38,334</b>	<b>0</b>	<b>0</b>	<b>1</b>	<b>235</b>	<b>0</b>	<b>0</b>	<b>14.7</b>	<b>0</b>	<b>0</b>	<b>0</b>
<b><u>Portugal</u></b>															
Aguialva Munitions Storage Annex		AF Active	Lajesfield	0	0	0	0	0	0	0	68	0.9	0	0	0
Caldeira Ammunition Storage Area		AF Active	Lajesfield	3	6,331	0	0	0	0	0	29	3.5	0	0	0
Cinco Picos Globecom Annex		AF Active	Lajesfield	2	2,567	0	0	0	0	0	159	3.7	0	0	0
Covadascinzas Petroleum Products Stg Annex		AF Active	Lajesfield	0	0	0	0	0	0	0	41	47.4	0	0	0
Lajes Field		AF Active	Lajesfield	364	2,600,552	0	0	0	0	0	973	1,173.5	627	79	581
Praia Da Victoria Dock Annex		AF Active	Lajesfield	16	19,814	0	0	0	0	0	4	34.6	0	0	0
Praia Da Victoria Fuel Storage Annex		AF Active	Lajesfield	12	4,197	0	0	0	0	0	53	177.9	0	0	0
Villa Nova Globecom Annex		AF Active	Lajesfield	1	1,748	0	0	0	0	0	99	1.8	0	0	0
* OTHER SITE(S) : 13				15	4,799	0	0	2	1,832	0	19	11.2	25	2	0
<b>Portugal Total:</b>				<b>413</b>	<b>2,640,008</b>	<b>0</b>	<b>0</b>	<b>2</b>	<b>1,832</b>	<b>0</b>	<b>1,445</b>	<b>1,454.6</b>	<b>652</b>	<b>81</b>	<b>581</b>

\* US Locations that do not meet criteria of at least ten (10) Acres AND at least \$10M PRV. US Territories and Non-US Locations that do not meet criteria of at least ten (10) Acres OR at least \$10M PRV.

**DEPARTMENT OF DEFENSE**  
**Base Structure Report - As of 30 Sept 2011**

SITE	BRAC 2005	COMPONENT	NAME NEAREST CITY	BUILDINGS						ACRES OWNED	TOTAL ACRES	PRV (\$M)	MIL	CIV	OTHER
				OWNED		LEASED		OTHER							
				COUNT	SQFT	COUNT	SQFT	COUNT	SQFT						
<b>Romania</b>															
Mihail Kogalniceanu Airfield		Army Active	Constanta	5	52,406	0	0	0	0	0	0	14.8	0	0	0
Mihail Kogalniceanu Main Camp		Army Active	Constanta	87	304,179	0	0	1	4,800	0	0	78.1	0	0	0
* OTHER SITE(S) : 1				2	346	0	0	0	0	0	0	0.1	0	0	0
<b>Romania Total:</b>				<b>94</b>	<b>356,931</b>	<b>0</b>	<b>0</b>	<b>1</b>	<b>4,800</b>	<b>0</b>	<b>0</b>	<b>93.0</b>	<b>0</b>	<b>0</b>	<b>0</b>
<b>Saint Helena</b>															
Ascension Auxiliary Airfield		AF Active	Ascension Island	113	346,320	0	0	0	0	0	3,463	745.2	3	0	0
<b>Saint Helena Total:</b>				<b>113</b>	<b>346,320</b>	<b>0</b>	<b>0</b>	<b>0</b>	<b>0</b>	<b>0</b>	<b>3,463</b>	<b>745.2</b>	<b>3</b>	<b>0</b>	<b>0</b>
<b>Singapore</b>															
Singapore Area Coordinator		Navy Active	Singapore	0	0	93	543,660	77	458,523	0	0	294.4	0	0	0
* OTHER SITE(S) : 1				0	0	0	0	1	190	0	0	0.1	0	0	0
<b>Singapore Total:</b>				<b>0</b>	<b>0</b>	<b>93</b>	<b>543,660</b>	<b>78</b>	<b>458,713</b>	<b>0</b>	<b>0</b>	<b>294.5</b>	<b>0</b>	<b>0</b>	<b>0</b>
<b>South Korea</b>															
Bayonet Training Area		Army Active	Shinbuk	0	0	0	0	0	0	0	248	0.0	0	0	0
Camp Ames		Army Active	Camp Ames	12	19,558	0	0	0	0	0	20	5.7	0	0	0
Camp Carroll		Army Active	Waegwan	293	2,534,458	0	0	51	918,729	0	495	871.9	1,570	167	1,515
Camp Carroll		Navy Active	Yechon	0	0	0	0	1	75,200	0	0	11.8	0	0	0
Camp Casey		Army Active	Tong Du Chon	819	4,128,341	0	0	2	9,468	2	2,830	1,272.6	5,332	42	1,002
Camp Castle		Army Active	Tong Du Chon	68	331,607	0	0	0	0	1	51	104.5	284	2	46
Camp Eagle		Army Active	Wonju	69	444,544	0	0	0	0	0	113	158.7	0	0	0
Camp Henry		Army Active	Taegu	104	507,617	149	237,137	34	206,993	1	59	252.8	644	304	786
Camp Henry (Brooklyn Hill)		Army Active	Yongsan	10	3,265	0	0	0	0	0	34	2.4	0	0	0
Camp Henry (Dartboard Site)		Army Active	Taegu	2	1,672	0	0	0	0	0	10	1.9	0	0	0
Camp Henry (Pier 8)		Army Active	Pusan	4	7,759	0	0	12	94,897	0	11	56.1	18	11	30
Camp Hovey		Army Active	Camp Hovey	252	1,612,885	0	0	1	25,696	0	3,473	458.2	683	35	85
Camp Humphreys		Army Active	Camp Humphreys	515	6,249,928	0	0	4	6,878	0	2,254	1,856.3	10,977	1,352	4,150
Camp Humphreys (High Point)		Army Active	Chechon	3	2,122	0	0	0	0	0	11	1.8	0	0	0
Camp Humphreys (Richmond)		Army Active	Taejon	2	564	0	0	0	0	0	14	1.7	0	0	0
Camp Jackson		Army Active	Uijong Bu	54	179,622	0	0	0	0	0	406	47.8	322	74	116
Camp Kwangsa Ri		Army Active	Yongju	15	35,750	0	0	4	8,000	0	31	13.1	0	0	0
Camp Long		Army Active	Wonju	124	307,974	0	0	9	13,070	0	86	107.4	32	1	0
Camp Market		Army Active	Inchon	85	589,689	0	0	39	588,090	0	119	225.2	1	10	308

\* US Locations that do not meet criteria of at least ten (10) Acres AND at least \$10M PRV. US Territories and Non-US Locations that do not meet criteria of at least ten (10) Acres OR at least \$10M PRV.

**DEPARTMENT OF DEFENSE**  
**Base Structure Report - As of 30 Sept 2011**

SITE	BRAC 2005	COMPONENT	NAME NEAREST CITY	BUILDINGS						ACRES OWNED	TOTAL ACRES	PRV (\$M)	MIL	CIV	OTHER
				OWNED		LEASED		OTHER							
				COUNT	SQFT	COUNT	SQFT	COUNT	SQFT						
Camp Mu Juk		MC Active	Pohang	21	66,290	0	0	31	149,256	0	88	55.9	0	0	0
Camp Red Cloud		Army Active	Uijong Bu	264	1,405,558	0	0	0	0	0	207	416.1	582	40	529
Camp Red Cloud (Bullseye 01)		Army Active	Yongchon	108	272,112	0	0	0	0	0	2,379	102.3	0	0	0
Camp Red Cloud (Bullseye 02)		Army Active	Paju	0	0	0	0	0	0	0	255	0.7	0	0	0
Camp Red Cloud Communications Site		AF Active	Uijong Bu	0	0	0	0	8	70,522	0	4	20.3	0	0	0
Camp Stanley		Army Active	Uijong Bu	324	1,604,319	0	0	0	0	0	605	454.5	1,030	20	335
Camp Walker		Army Active	Taegu	239	1,184,066	0	0	0	0	1	195	345.3	621	150	677
Camp Yongin		Army Active	Suwon	7	44,949	0	0	3	9,240	0	8	17.1	4	0	0
Chang San		Army Active	Pusan	11	7,467	0	0	0	0	2	26	4.2	0	0	0
DRMO Apo		Army Active	Kimchon	7	126,524	0	0	0	0	24	24	19.0	0	0	0
Far East Dist Engr		Army Active	Seoul	36	112,258	0	0	14	76,982	0	11	54.4	3	165	360
Fleet Activities Chinhae		Navy Active	Chinhae	211	378,255	0	0	0	0	0	91	115.1	104	6	0
Gun Training Area		Army Active	Tong Du Chon	0	0	0	0	0	0	0	195	0.0	0	0	0
H220 Heliport		Army Active	Tong Du Chon	58	238,255	0	0	0	0	0	52	60.3	0	1	59
K-16 AB		Army Active	Songnam	62	367,478	1	140,657	18	268,539	0	205	229.9	964	2	154
Kamaksan ASA		Army Active	Tong Du Chon	10	6,586	0	0	0	0	0	48	3.2	0	0	0
Kimhae Storage Annex		AF Active	Kimhae	37	363,308	0	0	1	51,333	0	86	75.0	0	0	0
Kunsan AB		AF Active	Kunsan	362	2,839,560	0	0	29	609,415	0	2,549	1,544.2	2,414	44	309
Kunsan POL Terminal Site		Army Active	Kunsan	4	5,828	0	0	0	0	0	17	19.0	0	0	0
Kwang-Ju AB		AF Active	Kwangju	100	629,141	0	0	1	20,000	0	313	275.1	0	0	0
Madison Site		Army Active	Suwon	15	8,851	0	0	0	0	0	22	7.7	0	0	0
Masan Ammunition Depot		Army Active	Masan	14	45,489	0	0	0	0	0	464	15.4	0	2	5
Niblo Barracks		Army Active	Seoul	15	29,087	0	0	2	6,345	0	7	13.1	688	30	22
Osan AFB		AF Active	Osan AFB	446	6,086,953	0	0	59	1,045,687	0	1,828	2,524.3	4,742	236	536
Osan Ni Ammunition Storage Annex		AF Active	Osan	21	74,502	0	0	0	0	0	603	29.9	0	0	0
Pil-Sung Air Range		AF Active	Pil-Sung	10	18,560	0	0	2	24,676	0	27	15.4	0	0	0
Pohang		Navy Active	Pohang	12	87,762	0	0	51	123,848	0	3	83.2	0	0	0
Pusan Storage Facility		Army Active	Pusan	66	391,020	0	0	7	14,406	0	66	99.6	5	6	133
Pyongtaek Cpx Area		Army Active	Pyong Taek	4	4,432	0	0	0	0	0	103	3.8	0	0	0
ROK Navy Base		Navy Active	Chinhae	3	17,599	0	0	0	0	0	0	63.7	0	0	0
Shinbuk Relay		Army Active	Shinbuk	6	5,304	0	0	0	0	0	13	6.3	0	0	0
Sungnam Golf Course		Army Active	Songnam	3	1,905	0	0	11	61,053	0	230	24.3	0	0	103
Suwon AB		AF Active	Suwon	40	133,977	0	0	64	589,154	0	267	350.8	0	0	0

\* US Locations that do not meet criteria of at least ten (10) Acres AND at least \$10M PRV. US Territories and Non-US Locations that do not meet criteria of at least ten (10) Acres OR at least \$10M PRV.



**DEPARTMENT OF DEFENSE**  
**Base Structure Report - As of 30 Sept 2011**

SITE	BRAC 2005	COMPONENT	NAME NEAREST CITY	BUILDINGS						ACRES OWNED	TOTAL ACRES	PRV (\$M)	MIL	CIV	OTHER
				OWNED		LEASED		OTHER							
				COUNT	SQFT	COUNT	SQFT	COUNT	SQFT						
Swiss and Swed Camp Mac HQ		Army Active	Munsan	26	31,966	0	0	0	0	0	10.4	10	0	0	
Taegu AB		AF Active	Taegu	147	771,349	0	0	0	0	0	326.4	5	0	0	
Tango		Army Active	Songnam	33	183,023	0	0	11	78,706	0	82.7	0	0	0	
Watkins Range		Army Active	Tong Du Chon	0	0	0	0	0	0	0	0.0	0	0	0	
Wonju AS		AF Active	Wonju	13	7,715	0	0	0	0	0	27.1	7	0	0	
Yechon		Navy Active	Yechon	0	0	0	0	26	73,130	0	41.2	0	0	0	
Yong Pyong		Army Active	Yongpyong	98	247,342	0	0	0	0	0	132.5	2	1	6	
Yongsan Garrison		Army Active	Seoul	830	4,903,613	50	1,337,456	196	1,098,396	0	1,930.1	6,219	1,380	4,526	
Yongsan Garrison		Navy Active	Yongsan	17	61,231	0	0	0	0	0	17.6	0	0	0	
<b>* OTHER SITE(S) : 24</b>				<b>85</b>	<b>131,846</b>	<b>0</b>	<b>0</b>	<b>17</b>	<b>89,418</b>	<b>6</b>	<b>59.3</b>	<b>91</b>	<b>2</b>	<b>33</b>	
<b>South Korea Total:</b>				<b>6,196</b>	<b>39,852,835</b>	<b>200</b>	<b>1,715,250</b>	<b>708</b>	<b>6,407,127</b>	<b>37</b>	<b>26,406</b>	<b>15,126.3</b>	<b>37,354</b>	<b>4,083</b>	<b>15,825</b>
<b>Spain</b>															
Moron AB		AF Active	Moran Ab	163	853,110	0	0	0	0	0	684.2	100	12	11	
NS Rota		Navy Active	Rota	927	3,808,368	0	0	0	0	0	2,421.7	1,046	190	0	
<b>* OTHER SITE(S) : 3</b>				<b>1</b>	<b>2,596</b>	<b>1</b>	<b>1,296</b>	<b>1</b>	<b>6,335</b>	<b>0</b>	<b>3.3</b>	<b>0</b>	<b>0</b>	<b>0</b>	
<b>Spain Total:</b>				<b>1,091</b>	<b>4,664,074</b>	<b>1</b>	<b>1,296</b>	<b>1</b>	<b>6,335</b>	<b>0</b>	<b>8,774</b>	<b>3,109.1</b>	<b>1,146</b>	<b>202</b>	<b>11</b>
<b>Turkey</b>															
Ankara Administration Office		AF Active	Ankara	23	150,437	0	0	0	0	14	49.6	32	3	4	
Batman AB		AF Active	Batman	0	0	0	0	13	28,176	0	21.8	0	0	0	
Cigli AB		AF Active	Izmir	0	0	0	0	19	148,127	0	39.1	0	0	0	
Incirlik AB		AF Active	Adana	722	4,271,989	0	0	1	7,600	0	1,905.4	1,287	130	145	
Izmir AS		AF Active	Izmir	0	0	8	70,076	1	18,735	0	33.3	40	3	24	
Mus AB		AF Active	Batman	0	0	0	0	12	25,239	0	16.7	0	0	0	
Yumurtalik Petroleum Prod Storage Annex		AF Active	Yumurtalik	6	7,743	0	0	0	0	36	114.8	0	0	0	
<b>* OTHER SITE(S) : 10</b>				<b>3</b>	<b>15,320</b>	<b>8</b>	<b>63,581</b>	<b>7</b>	<b>112,980</b>	<b>1</b>	<b>37.0</b>	<b>0</b>	<b>0</b>	<b>0</b>	
<b>Turkey Total:</b>				<b>754</b>	<b>4,445,489</b>	<b>16</b>	<b>133,657</b>	<b>53</b>	<b>340,857</b>	<b>51</b>	<b>3,494</b>	<b>2,217.7</b>	<b>1,359</b>	<b>136</b>	<b>173</b>
<b>United Arab Emirates</b>															
NSA Bahrain - Fujairah Aviation Unit		Navy Active	Al Fujayrah	0	0	5	39,957	0	0	0	19.1	0	0	0	
NSA Bahrain - Jebel Ali		Navy Active	Dubai	1	1,225	9	88,345	0	0	0	16.0	0	0	0	

\* US Locations that do not meet criteria of at least ten (10) Acres AND at least \$10M PRV. US Territories and Non-US Locations that do not meet criteria of at least ten (10) Acres OR at least \$10M PRV.

**DEPARTMENT OF DEFENSE**  
**Base Structure Report - As of 30 Sept 2011**

SITE	BRAC 2005	COMPONENT	NAME NEAREST CITY	BUILDINGS						ACRES OWNED	TOTAL ACRES	PRV (\$M)	MIL	CIV	OTHER
				OWNED		LEASED		OTHER							
				COUNT	SQFT	COUNT	SQFT	COUNT	SQFT						
<b>United Arab Emirates Total:</b>				<b>1</b>	<b>1,225</b>	<b>14</b>	<b>128,302</b>	<b>0</b>	<b>0</b>	<b>0</b>	<b>25</b>	<b>35.2</b>	<b>0</b>	<b>0</b>	<b>0</b>
<b>United Kingdom</b>															
Beck Row FH		AF Active	Mildenhall	0	0	0	0	0	0	0	10	0.0	0	0	0
Blenheim Crescent		AF Active	Ruislip	4	23,222	0	0	1	24,636	0	0	17.5	0	0	0
Eriswell FH Annex		AF Active	Lakenheath	0	0	144	723,183	0	0	0	62	145.1	0	0	0
Lynn Wood FH		AF Active	Thetford	0	0	0	0	0	0	0	22	0.0	0	0	0
RAF Alconbury		AF Active	Cambridge	174	1,004,594	0	0	11	160,325	0	218	405.5	273	65	16
RAF Barford St John Transmitter Annex		AF Active	Banbury	1	22,006	0	0	0	0	0	476	22.7	0	0	0
RAF Bicester		AF Active	Bicester	255	224,320	0	0	80	97,754	0	35	68.7	0	0	0
RAF Brompton FH Annex		AF Active	Cambridge	0	0	0	0	44	57,599	0	5	10.6	0	0	0
RAF Croughton		AF Active	Croughton	111	631,770	0	0	19	161,998	0	694	353.2	310	43	6
RAF Ely Family Housing Annex		AF Active	Ely	0	0	0	0	63	147,294	0	5	52.7	0	0	0
RAF Fairford		AF Active	Fairford	95	431,457	0	0	100	666,783	0	1,170	695.2	54	11	8
RAF Feltwell		AF Active	Feltwell	51	343,843	0	0	175	928,786	0	332	377.1	48	2	1
RAF Lakenheath		AF Active	Lakenheath	827	4,034,109	0	0	155	941,358	0	2,007	2,648.9	4,230	257	26
RAF Menwith Hill		AF Active	Harrogate	0	0	0	0	177	1,212,196	0	545	487.8	173	56	18
RAF Menwith Hill 2 - Harrogate		AF Active	Harrogate	0	0	0	0	44	53,651	0	0	10.1	0	0	0
RAF Mildenhall		AF Active	Mildenhall	326	1,775,982	0	0	146	1,277,751	0	1,163	1,474.5	2,928	209	27
RAF Mildenhall Ammo Storage Annex		AF Active	Mildenhall	19	19,701	0	0	0	0	0	37	10.8	0	0	0
RAF Molesworth		AF Active	Cambridge	60	179,014	0	0	30	293,387	0	659	210.7	201	2	0
RAF Molesworth Storage Annex 12		AF Active	Cambridge	2	30,988	0	0	0	0	0	37	11.2	0	0	0
RAF Shepherds Grove FH Annex		AF Active	Bury St Edmunds	0	0	0	0	35	72,056	0	18	21.4	0	0	0
RAF Upwood		AF Active	Cambridge	2	835	0	0	2	53,479	0	5	32.2	44	1	0
RAF Welford Ammo Storage Area		AF Active	Welford	79	237,549	0	0	209	527,682	0	806	361.4	0	0	0
* <b>OTHER SITE(S) : 12</b>				<b>8</b>	<b>20,480</b>	<b>1</b>	<b>799</b>	<b>9</b>	<b>29,705</b>	<b>0</b>	<b>11</b>	<b>28.5</b>	<b>2</b>	<b>0</b>	<b>0</b>
<b>United Kingdom Total:</b>				<b>2,014</b>	<b>8,979,870</b>	<b>145</b>	<b>723,982</b>	<b>1,300</b>	<b>6,706,440</b>	<b>0</b>	<b>8,317</b>	<b>7,445.7</b>	<b>8,263</b>	<b>646</b>	<b>102</b>
<b>Overseas Total:</b>				<b>33,591</b>	<b>154,450,754</b>	<b>4,461</b>	<b>21,693,907</b>	<b>16,194</b>	<b>197,062,902</b>	<b>13,859</b>	<b>633,524</b>	<b>144,994</b>	<b>212,031</b>	<b>163,834</b>	<b>53,993</b>

\* US Locations that do not meet criteria of at least ten (10) Acres AND at least \$10M PRV. US Territories and Non-US Locations that do not meet criteria of at least ten (10) Acres OR at least \$10M PRV.

**DEPARTMENT OF DEFENSE**  
**Base Structure Report - As of 30 Sept 2011**

SITE	BRAC 2005	COMPONENT	NAME NEAREST CITY	BUILDINGS						ACRES OWNED	TOTAL ACRES	PRV (\$M)	MIL	CIV	OTHER
				OWNED		LEASED		OTHER							
				COUNT	SQFT	COUNT	SQFT	COUNT	SQFT						
<b>Worldwide Totals:</b>				204,941	1,776,123,212	9,153	62,236,004	84,803	444,903,876	14,441,009	28,532,422	847,549	2,287,840	1,231,571	134,462

\* US Locations that do not meet criteria of at least ten (10) Acres AND at least \$10M PRV. US Territories and Non-US Locations that do not meet criteria of at least ten (10) Acres OR at least \$10M PRV.

**THIS PAGE INTENTIONALLY LEFT BLANK**

**DEPARTMENT OF DEFENSE**

**Base Structure Report – As of 30 Sept 2011**

**VI. INDIVIDUAL SERVICE INVENTORIES**

**DEPARTMENT OF DEFENSE - Army**  
**Base Structure Report - As of 30 Sept 2011**

SITE	BRAC 2005	COMPONENT	NAME NEAREST CITY	BUILDINGS						ACRES OWNED	TOTAL ACRES	PRV (\$M)	MIL	CIV	OTHER
				OWNED		LEASED		OTHER							
				COUNT	SQFT	COUNT	SQFT	COUNT	SQFT						
<b>Alabama</b>															
10C Stagefield		Army Active	Fort Rucker	5	2,933	0	0	0	0	180	180	13.1	0	0	0
Allen Stagefield		Army Active	Wiksborg	5	3,599	0	0	0	0	114	114	13.5	0	0	0
Anniston Army Depot		Army Active	Anniston	1,812	9,443,264	0	0	0	0	15,320	15,322	2,467.6	11	4,615	56
Bill Nichols USARC/ECS 158		Army Reserve	Anniston	2	61,185	0	0	0	0	17	17	16.8	324	30	0
Brown (4B) Stagefield		Army Active	New Brockton	5	3,253	0	0	0	0	176	176	13.2	0	0	0
Cairns Basefield		Army Active	Daleville	66	545,502	0	0	0	0	1,326	1,326	217.9	0	0	0
Fort Benning AL		Army Active	Fort Mitchell	66	59,693	0	0	3	281	12,138	12,138	43.3	0	0	0
Fort McClellan		Army Active	Anniston	7	90,031	0	0	0	0	491	491	19.6	0	0	0
Fort McClellan ARNG Training Center		Army Guard	Anniston	222	992,075	0	0	0	0	22,583	22,583	293.2	1,075	124	143
Fort Rucker		Army Active	Fort Rucker	685	4,897,929	5	17,820	637	1,712,522	57,776	59,261	1,527.5	5,329	2,713	687
Goldberg Stagefield		Army Active	Ozark	5	6,076	0	0	0	0	101	101	12.4	0	0	0
Highbluff Stagefield		Army Active	Hartford	5	3,847	0	0	0	0	190	190	12.1	0	0	0
Horace B Hanson USARC		Army Reserve	Birmingham	3	99,804	0	0	0	0	14	14	20.1	652	17	0
Hunt Stagefield		Army Active	Ozark	4	4,139	0	0	0	0	153	153	12.9	0	0	0
Louisville Stagefield		Army Active	Louisville	2	4,344	0	0	0	0	104	104	10.4	0	0	0
Redstone Arsenal		Army Active	Huntsville	1,565	13,285,911	4	65,712	28	239,403	30,920	37,910	4,395.6	1,687	17,281	1,329
Shell Basefield		Army Active	Enterprise	19	72,270	0	0	0	0	312	312	48.8	0	0	0
Skelly Stagefield		Army Active	Kinston	3	6,113	0	0	0	0	193	193	13.4	0	0	0
Stinson (5AB) Stagefield		Army Active	New Brockton	5	3,433	0	0	0	0	191	191	13.1	0	0	0
Toth Stagefield		Army Active	Dothan	4	3,177	0	0	1	220	128	128	15.6	0	0	0
* OTHER SITE(S) : 53				63	507,890	19	238,763	0	0	625	646	172.0	2,999	58	0
<b>Alabama Total:</b>				<b>4,553</b>	<b>30,096,468</b>	<b>28</b>	<b>322,295</b>	<b>669</b>	<b>1,952,426</b>	<b>143,052</b>	<b>151,550</b>	<b>9,352.2</b>	<b>12,077</b>	<b>24,838</b>	<b>2,215</b>
<b>Alaska</b>															
Black Rapids Training Area		Army Active	Delta Junction	9	40,210	0	0	0	0	0	2,785	20.3	0	0	0
Donnelly Training Area		Army Active	Delta Junction	47	124,906	0	0	1	64	0	631,693	345.2	0	0	0
Fairbanks Eielson Pipeline		Army Active	Fort Wainwright	0	0	0	0	0	0	17	120	287.5	0	0	0
Fort Greely		Army Active	Delta Junction	148	1,241,384	0	0	11	55,356	0	7,200	1,116.5	493	427	291
Fort Wainwright		Army Active	Fort Wainwright	362	6,242,665	0	0	311	1,833,593	3,417	656,211	4,246.7	6,542	1,248	292
Gerstle River Arctic Test Site		Army Active	Dot Lake	0	0	0	0	0	0	0	20,750	11.0	0	0	0
Haines Terminal		Army Active	Haines	0	0	0	0	0	0	170	200	19.5	0	0	0
Seward Recreation Area		Army Active	Seward	3	5,348	0	0	19	49,627	0	12	13.5	0	0	0
Whittier Anchorage Pipeline		Army Active	Whittier	1	416	0	0	0	0	165	359	215.6	0	0	0
Yukon Command TS		Army Active	Fairbanks	8	18,052	0	0	0	0	184	287,418	217.4	0	0	0
* OTHER SITE(S) : 71				99	183,582	7	9,889	0	0	32	228,427	144.8	0	0	0
<b>Alaska Total:</b>				<b>677</b>	<b>7,856,563</b>	<b>7</b>	<b>9,889</b>	<b>342</b>	<b>1,938,640</b>	<b>3,986</b>	<b>1,835,175</b>	<b>6,637.9</b>	<b>7,035</b>	<b>1,675</b>	<b>583</b>

\* US Locations that do not meet criteria of at least ten (10) Acres AND at least \$10M PRV. US Territories and Non-US Locations that do not meet criteria of at least ten (10) Acres OR at least \$10M PRV.

**DEPARTMENT OF DEFENSE - Army**  
**Base Structure Report - As of 30 Sept 2011**

SITE	BRAC 2005	COMPONENT	NAME NEAREST CITY	BUILDINGS						ACRES OWNED	TOTAL ACRES	PRV (\$M)	MIL	CIV	OTHER
				OWNED		LEASED		OTHER							
				COUNT	SQFT	COUNT	SQFT	COUNT	SQFT						
<b>American Samoa</b>															
Te O USARC		Army Reserve	Pago Pago	6	90,234	1	7,200	1	7,380	18	110	77.3	353	20	0
<b>American Samoa Total:</b>				<b>6</b>	<b>90,234</b>	<b>1</b>	<b>7,200</b>	<b>1</b>	<b>7,380</b>	<b>18</b>	<b>110</b>	<b>77.3</b>	<b>353</b>	<b>20</b>	<b>0</b>
<b>Arizona</b>															
Barnes Hall USARC		Army Reserve	Phoenix	5	63,256	0	0	0	0	12	12	15.9	482	25	0
Camp Navajo		Army Guard	Bellemont	896	2,990,322	0	0	0	0	2,657	28,345	951.7	0	0	0
Fort Huachuca		Army Active	Sierra Vista	594	5,705,963	0	0	47	312,666	58,142	73,398	2,283.1	7,203	3,536	2,715
Herrea Hall USARC		Army Reserve	Mesa	4	91,663	0	0	0	0	13	13	21.5	896	2	0
NG Buckeye TS		Army Guard	Buckeye	8	100,980	0	0	0	0	1,481	1,481	22.7	444	9	4
NG Florence Military Reservation		Army Guard	Florence	15	42,797	0	0	0	0	6,495	6,495	33.2	559	7	12
NG Papago Military Reservation		Army Guard	Phoenix	51	500,596	0	0	0	0	0	418	147.5	2,039	396	301
Yuma Proving Ground		Army Active	Yuma	469	1,753,451	0	0	2	8,644	171,141	1,008,913	1,375.4	442	780	226
* OTHER SITE(S) : 12				11	53,057	2	36,560	9	16,147	1,683	50,395	29.4	1,407	1	0
<b>Arizona Total:</b>				<b>2,053</b>	<b>11,302,085</b>	<b>2</b>	<b>36,560</b>	<b>58</b>	<b>337,457</b>	<b>241,624</b>	<b>1,169,470</b>	<b>4,880.4</b>	<b>13,472</b>	<b>4,756</b>	<b>3,258</b>
<b>Arkansas</b>															
63rd RRC - ECS 15		Army Reserve	Fort Smith	5	109,401	4	82,278	0	0	39	39	45.0	0	0	0
Fort Chaffee MTC		Army Guard	Fort Smith	409	1,870,010	0	0	0	0	64,272	64,272	654.9	926	108	212
Maurice Britt USARC		Army Reserve	North Little Rock	15	226,849	0	0	0	0	43	43	51.5	1,158	0	0
Pine Bluff Arsenal		Army Active	White Hall	894	3,555,651	0	0	0	0	13,493	13,493	1,288.7	6	1,177	102
* OTHER SITE(S) : 13				39	258,581	0	0	0	0	46	65	58.0	1,399	81	7
<b>Arkansas Total:</b>				<b>1,362</b>	<b>6,020,491</b>	<b>4</b>	<b>82,278</b>	<b>0</b>	<b>0</b>	<b>77,893</b>	<b>77,911</b>	<b>2,098.1</b>	<b>3,489</b>	<b>1,366</b>	<b>321</b>
<b>California</b>															
Bell MD		Army Reserve	Bell	3	237,841	0	0	0	0	45	45	56.4	2,016	0	0
BT Collins USARC/OMS/AMSA (G)		Army Reserve	Sacramento	10	191,585	0	0	0	0	38	38	55.1	1,005	29	5
Defense Distribution Region West Sharpe Site		Army Active	French Camp	77	4,087,586	0	0	1	12,092	724	724	864.2	163	0	42
Defense Distribution Region West Tracy		Army Active	Tracy	58	5,413,036	1	4,850	0	0	908	908	1,152.1	3	25	1
El Monte USARC		Army Reserve	South El Monte	4	38,348	0	0	0	0	0	11	11.2	461	0	0
Fort Hunter Liggett		Army Reserve	Jolon	309	1,107,477	0	0	1	4,386	116,785	164,261	714.1	1,421	252	193
Fort Ord		Army Active	Seaside	0	0	0	0	0	0	14,159	14,159	132.9	0	0	0
Garden Grove USARC		Army Reserve	Garden Grove	4	39,771	0	0	0	0	14	14	10.5	744	0	0
Heroic War Dead of Oakland USARC		Army Reserve	Oakland	0	0	8	79,329	0	0	0	16	25.4	0	0	0
Holderman Hall USARC		Army Reserve	Los Angeles	3	84,052	0	0	0	0	10	10	22.0	572	0	0
March USARC		Army Reserve	Riverside	10	192,400	0	0	0	0	69	69	45.5	627	15	0

\* US Locations that do not meet criteria of at least ten (10) Acres AND at least \$10M PRV. US Territories and Non-US Locations that do not meet criteria of at least ten (10) Acres OR at least \$10M PRV.

**DEPARTMENT OF DEFENSE - Army**  
**Base Structure Report - As of 30 Sept 2011**

SITE	BRAC 2005	COMPONENT	NAME NEAREST CITY	BUILDINGS						ACRES OWNED	TOTAL ACRES	PRV (\$M)	MIL	CIV	OTHER
				OWNED		LEASED		OTHER							
				COUNT	SQFT	COUNT	SQFT	COUNT	SQFT						
Mare Island USARC/OMS/Marine AMSA		Army Reserve	Vallejo	7	91,230	0	0	0	0	34	34	83.2	1,025	15	0
Military Ocean Terminal Concord		Army Active	Concord	169	410,291	1	1	0	0	6,100	6,100	543.9	7	36	0
Moffett Community Housing		Army Reserve	Mountain View	9	357,988	0	0	89	635,502	140	140	235.5	1,820	316	0
MTC-H Camp Roberts		Army Guard	San Miguel	732	2,897,744	0	0	0	0	42,814	42,814	1,090.6	1,208	150	285
NG Hammer Field		Army Guard	Fresno	3	96,227	0	0	0	0	15	15	27.5	445	44	8
NG Moreno Valley		Army Guard	Riverside	2	53,126	0	0	0	0	16	16	14.4	487	0	15
NG Sacramento Mather		Army Guard	Mather AFB	9	97,428	0	0	0	0	30	30	45.9	107	63	0
NG TS MD Los Alamitos		Army Guard	Los Alamitos	190	1,461,690	0	0	0	0	1,630	1,630	571.0	2,149	167	1,208
NTC and Fort Irwin		Army Active	Fort Irwin	631	4,152,554	0	0	971	3,872,820	23,400	638,596	2,984.9	4,372	847	744
Ord Military Community		Army Active	Seaside	54	585,807	0	0	898	2,162,002	938	938	682.9	0	0	0
Parks Reserve Forces Training Area		Army Reserve	Dublin	120	1,143,571	0	0	122	280,290	2,468	2,468	412.5	2,219	170	392
Patton Hall USARC		Army Reserve	Bell	4	154,235	0	0	0	0	21	21	39.1	1,569	12	0
Presidio Of Monterey		Army Active	Monterey	145	1,899,813	2	55,809	76	193,285	261	392	727.3	6,004	3,183	643
Riverbank AAP		Army Active	Modesto	121	752,695	0	0	0	0	172	172	335.7	0	0	175
Sacramento Army Depot		Army Active	Sacramento	5	9,470	0	0	0	0	48	48	17.1	0	0	0
SAT COM		Army Active	San Miguel	15	46,474	2	16,500	0	0	23	23	26.6	121	0	0
Sierra Army Depot		Army Active	Herlong Sierra Ord-D	1,037	5,256,455	0	0	0	0	30,625	36,096	1,567.6	28	1,385	62
Silas B. Hays		Army Active	Seaside	1	369,662	0	0	0	0	24	24	127.0	0	0	0
Tustin USARC		Army Reserve	Irvine	2	42,213	0	0	0	0	15	15	12.0	646	0	30
<b>* OTHER SITE(S) : 48</b>				<b>82</b>	<b>839,188</b>	<b>13</b>	<b>294,277</b>	<b>6</b>	<b>98,578</b>	<b>2,540</b>	<b>2,579</b>	<b>402.8</b>	<b>6,355</b>	<b>290</b>	<b>176</b>
<b>California Total:</b>				<b>3,816</b>	<b>32,109,957</b>	<b>27</b>	<b>450,766</b>	<b>2,164</b>	<b>7,258,955</b>	<b>244,066</b>	<b>912,406</b>	<b>13,036.8</b>	<b>35,574</b>	<b>6,999</b>	<b>3,979</b>
<b>Colorado</b>															
Fort Carson		Army Active	Colorado Spgs	925	12,889,565	2	6,072	1,430	4,308,858	134,271	137,404	5,075.6	24,245	2,559	1,270
Joe P Martinez USARC/AMSA 100		Army Reserve	Denver	3	82,127	0	0	0	0	20	20	19.6	410	0	0
NG Firestone		Army Guard	Longmont	7	81,949	0	0	0	0	11	11	20.2	236	45	0
Pinon Canyon		Army Active	Model	41	77,815	0	0	0	0	235,896	235,896	84.1	0	15	0
Pueblo Chemical Depot		Army Active	Pueblo	1,113	5,471,768	0	0	0	0	23,121	23,121	1,465.5	3	485	13
Rocky Mountain Arsenal		Army Active	Commerce City	29	356,045	0	0	0	0	3,781	3,911	176.1	0	0	0
William T. Fitzsimons USARC		Army Reserve	Aurora	5	135,248	0	0	0	0	21	21	31.6	747	4	0
<b>* OTHER SITE(S) : 10</b>				<b>7</b>	<b>127,888</b>	<b>5</b>	<b>70,522</b>	<b>0</b>	<b>0</b>	<b>23</b>	<b>40</b>	<b>50.8</b>	<b>514</b>	<b>22</b>	<b>0</b>
<b>Colorado Total:</b>				<b>2,130</b>	<b>19,222,405</b>	<b>7</b>	<b>76,594</b>	<b>1,430</b>	<b>4,308,858</b>	<b>397,144</b>	<b>400,424</b>	<b>6,923.5</b>	<b>26,155</b>	<b>3,130</b>	<b>1,283</b>
<b>Connecticut</b>															
Berry-Rosenblatt MD		Army Reserve	West Hartford	2	163,763	0	0	0	0	12	12	41.9	774	2	0
BG John W Middleton USARC		Army Reserve	East Windsor	5	66,120	0	0	0	0	16	16	20.7	210	5	0
NG AASF Windsor Locks		Army Guard	Windsor Locks	13	152,670	0	0	0	0	32	32	51.8	23	45	1
Stratford Army Engine Plant		Army Active	Stratford	42	1,618,526	0	0	0	0	123	123	436.4	0	0	0

\* US Locations that do not meet criteria of at least ten (10) Acres AND at least \$10M PRV. US Territories and Non-US Locations that do not meet criteria of at least ten (10) Acres OR at least \$10M PRV.



**DEPARTMENT OF DEFENSE - Army**  
**Base Structure Report - As of 30 Sept 2011**

SITE	BRAC 2005	COMPONENT	NAME NEAREST CITY	BUILDINGS				ACRES OWNED	TOTAL ACRES	PRV (\$M)	MIL	CIV	OTHER		
				OWNED		LEASED								OTHER	
				COUNT	SQFT	COUNT	SQFT							COUNT	SQFT
* OTHER SITE(S) : 16				15	193,928	10	46,139	0	0	51	58	67.5	666	24	0
<b>Connecticut Total:</b>				<b>77</b>	<b>2,195,007</b>	<b>10</b>	<b>46,139</b>	<b>0</b>	<b>0</b>	<b>234</b>	<b>241</b>	<b>618.3</b>	<b>1,673</b>	<b>76</b>	<b>1</b>
<b>Delaware</b>															
NG River Road Training Site				46	188,832	0	0	1	1	203	203	41.4	86	52	11
* OTHER SITE(S) : 5				15	90,823	0	0	0	0	39	39	23.3	653	1	0
<b>Delaware Total:</b>				<b>61</b>	<b>279,655</b>	<b>0</b>	<b>0</b>	<b>1</b>	<b>1</b>	<b>242</b>	<b>242</b>	<b>64.7</b>	<b>739</b>	<b>53</b>	<b>11</b>
<b>District of Columbia</b>															
Fort Lesley J McNair				65	1,429,465	0	0	0	0	107	107	397.3	988	987	55
Walter Reed AMC Main Post				51	4,704,866	0	0	9	41,946	113	113	1,528.6	2,555	2,395	243
* OTHER SITE(S) : 2				3	6,405	0	0	0	0	16	16	1.7	0	0	0
<b>District of Columbia Total:</b>				<b>119</b>	<b>6,140,736</b>	<b>0</b>	<b>0</b>	<b>9</b>	<b>41,946</b>	<b>236</b>	<b>236</b>	<b>1,927.6</b>	<b>3,543</b>	<b>3,382</b>	<b>298</b>
<b>Florida</b>															
C. Lovejoy USARC/AMSA 53(G)				4	49,520	0	0	0	0	14	14	11.3	307	19	0
Destin Moreno Point				22	59,106	0	0	0	0	1	14	11.1	0	0	0
LTC Luis E. Martinez USARC				2	82,720	0	0	0	0	28	28	17.3	845	2	0
Pinellas Park MD				7	236,752	0	0	0	0	58	58	52.6	898	4	0
Sp Forces Site Key West				10	72,886	0	0	0	0	24	24	28.2	0	0	0
St Pete/Clearwater ASF				3	37,693	0	0	0	0	28	30	12.7	47	0	0
Taft USARC				5	168,876	0	0	0	0	40	40	31.0	2,373	1	0
US Army Garrison-Miami				0	0	0	0	7	227,485	0	34	49.1	671	616	38
* OTHER SITE(S) : 86				62	688,404	62	214,093	4	1,468	427	501	189.1	4,716	104	0
<b>Florida Total:</b>				<b>115</b>	<b>1,395,957</b>	<b>62</b>	<b>214,093</b>	<b>11</b>	<b>228,953</b>	<b>621</b>	<b>744</b>	<b>402.3</b>	<b>9,857</b>	<b>746</b>	<b>38</b>
<b>Georgia</b>															
Athens USARC				3	50,791	0	0	0	0	16	16	11.2	451	0	0
Camp Frank D. Merrill, Dahlonoga				50	136,468	0	0	0	0	0	289	35.2	240	23	0
Decatur USARC				1	85,680	0	0	0	0	11	11	16.3	1,219	0	0
Dobbins USARC/ASF				6	42,699	0	0	0	0	24	24	12.8	72	0	0
Fort Benning GA				1,439	19,273,776	0	0	2,162	7,153,757	171,870	171,874	7,127.6	30,672	3,529	1,876
Fort Gillem				159	5,555,201	47	138,019	5	9,275	1,531	1,531	1,106.2	2,071	444	5
Fort Gordon				639	7,909,205	0	0	24	117,135	55,597	55,597	2,472.8	14,928	3,302	1,567
Fort Gordon Recreation Area				32	82,513	0	0	0	0	0	909	15.3	0	0	0
Fort McPherson				227	2,210,166	0	0	3	4,697	487	487	538.2	2,495	1,188	52
Fort Stewart				1,399	10,247,019	0	0	1,053	5,277,584	279,270	279,271	4,088.4	17,852	2,641	1,465
General Lucius D. Clay National Guard Center				77	547,397	0	0	0	0	106	106	170.0	0	0	0

\* US Locations that do not meet criteria of at least ten (10) Acres AND at least \$10M PRV. US Territories and Non-US Locations that do not meet criteria of at least ten (10) Acres OR at least \$10M PRV.

**DEPARTMENT OF DEFENSE - Army**  
**Base Structure Report - As of 30 Sept 2011**

SITE	BRAC 2005	COMPONENT	NAME NEAREST CITY	BUILDINGS						ACRES OWNED	TOTAL ACRES	PRV (\$M)	MIL	CIV	OTHER
				OWNED		LEASED		OTHER							
				COUNT	SQFT	COUNT	SQFT	COUNT	SQFT						
Hunter Army Airfield		Army Active	Savannah	333	3,416,028	0	0	344	1,133,912	5,653	5,653	1,407.6	6,066	618	473
NG Dobbins ARB		Army Guard	Marietta	9	118,842	0	0	0	0	22	22	29.9	902	123	85
Porter Village		Army Active	Dahlongega	0	0	0	0	41	76,560	95	95	10.5	0	0	0
VTS Catoosa		Army Guard	Tunnel Hill	35	91,782	0	0	0	0	1,630	1,630	32.0	31	0	32
<b>* OTHER SITE(S) : 17</b>				29	327,461	3	75,870	0	0	257	264	85.3	2,116	53	0
<b>Georgia Total:</b>				<b>4,438</b>	<b>50,095,027</b>	<b>50</b>	<b>213,889</b>	<b>3,632</b>	<b>13,772,920</b>	<b>516,569</b>	<b>517,779</b>	<b>17,159.2</b>	<b>79,115</b>	<b>11,921</b>	<b>5,555</b>
<b>Guam</b>															
Guam US Army Reserve Center		Army Reserve	Barrigada	7	60,036	0	0	0	0	20	20	66.5	433	8	0
NG Fort Juan Muna		Army Guard	Barrigada	40	92,153	0	0	0	0	15	15	45.1	500	0	31
NG Guam Barrigada Complex		Army Guard	Barrigada	6	111,547	0	0	0	0	51	51	62.2	910	12	13
<b>Guam Total:</b>				<b>53</b>	<b>263,736</b>	<b>0</b>	<b>0</b>	<b>0</b>	<b>0</b>	<b>86</b>	<b>86</b>	<b>173.9</b>	<b>1,843</b>	<b>20</b>	<b>44</b>
<b>Hawaii</b>															
Aliamanu Military Reservation		Army Active	Honolulu	105	286,938	0	0	753	2,823,357	661	668	1,146.5	0	0	77
Dillingham Mil Res		Army Active	Waialua	5	4,176	0	0	0	0	664	664	35.4	0	0	40
Fort De Russy		Army Active	Honolulu	13	786,350	0	0	0	0	73	73	222.0	24	89	616
Fort Shafter		Army Active	Honolulu	167	1,856,419	0	0	163	531,666	589	589	1,219.2	3,519	1,257	846
Helemano Military Reservation		Army Active	Wahiawa	23	235,524	0	0	216	1,556,062	0	293	714.5	568	11	54
Kahuku Training Area		Army Active	Kahuku	18	24,078	0	0	0	0	8,330	9,480	44.7	0	0	0
Kawaihae Mil Reserve		Army Active	Waimea	1	938	0	0	0	0	3	11	14.6	0	0	0
Kilauea Mil Reserve		Army Active	Hawaii Natl Park	91	165,010	0	0	0	0	1	72	66.2	0	0	45
Kipapa Ammo Storage Site		Army Active	Waimea	70	179,462	0	0	0	0	401	401	111.6	0	0	0
Makua Mil Reserve		Army Active	Waianae	4	4,873	0	0	0	0	3,411	4,195	26.2	0	0	0
NG Kalaeloa		Army Guard	Kapolei	25	593,027	0	0	0	0	147	147	155.7	1,393	139	247
NG Regional Training Institute		Army Guard	Waimanalo	4	75,951	0	0	0	0	48	48	49.3	81	5	4
NG TS Waiawa Gulch		Army Guard	Pearl City	11	139,101	0	0	0	0	19	19	41.6	24	18	1
Pohakuloa Training Area		Army Active	Hilo	172	297,189	0	0	4	362	108,829	131,868	508.2	683	155	14
Pupukea Paalaa Uka Mil Road		Army Active	Haleiwa	0	0	0	0	0	0	109	109	17.9	0	0	0
Schofield Bks Military Reservation		Army Active	Wahiawa	491	6,808,923	0	0	1,616	7,008,407	15,609	15,612	6,857.1	14,087	1,729	1,416
Signal Cable Trunking System		Army Active	Wahiawa	41	8,871	0	0	0	0	201	201	118.2	0	0	0
Tripler AMC		Army Active	Honolulu	39	1,841,173	0	0	41	312,578	367	367	2,078.1	1,685	2,046	845
USA Field Station Kunia		Army Active	Kunia	11	272,159	0	0	0	0	89	89	205.4	1,829	167	40
Waianae-Kai Military Reservation		Army Active	Waianae	47	47,518	1	637	0	0	0	14	23.7	0	0	30
Waikalkalaua Ammo Storage Tunnels		Army Active	Mililani	49	104,236	0	0	0	0	312	312	62.7	0	0	0
Wheeler Army Airfield		Army Active	Wahiawa	176	1,274,289	0	0	207	695,648	1,370	1,370	2,087.0	2,995	356	268
<b>* OTHER SITE(S) : 6</b>				11	67,333	0	0	0	0	39	23,050	36.5	198	11	0
<b>Hawaii Total:</b>				<b>1,574</b>	<b>15,073,538</b>	<b>1</b>	<b>637</b>	<b>3,000</b>	<b>12,928,080</b>	<b>141,272</b>	<b>189,652</b>	<b>15,842.4</b>	<b>27,086</b>	<b>5,983</b>	<b>4,543</b>

\* US Locations that do not meet criteria of at least ten (10) Acres AND at least \$10M PRV. US Territories and Non-US Locations that do not meet criteria of at least ten (10) Acres OR at least \$10M PRV.

**DEPARTMENT OF DEFENSE - Army**  
**Base Structure Report - As of 30 Sept 2011**

SITE	BRAC 2005	COMPONENT	NAME NEAREST CITY	BUILDINGS						ACRES OWNED	TOTAL ACRES	PRV (\$M)	MIL	CIV	OTHER
				OWNED		LEASED		OTHER							
				COUNT	SQFT	COUNT	SQFT	COUNT	SQFT						
<b>Idaho</b>															
* OTHER SITE(S) : 11				27	133,495	0	0	0	0	1,297	1,387	43.1	458	0	0
<b>Idaho Total:</b>				<b>27</b>	<b>133,495</b>	<b>0</b>	<b>0</b>	<b>0</b>	<b>0</b>	<b>1,297</b>	<b>1,387</b>	<b>43.1</b>	<b>458</b>	<b>0</b>	<b>0</b>
<b>Illinois</b>															
Charles Melvin Price Spt Ctr		Army Active	Granite City	10	349,240	0	0	3	3,641	136	136	83.1	0	0	0
Col P. Schulstad USARC		Army Reserve	Arlington Hts	8	231,959	0	0	0	0	48	48	73.5	787	129	2
Granite City USARC		Army Reserve	Granite City	20	186,630	0	0	0	0	42	42	48.6	0	0	0
Joliet AAP Elwood		Army Active	Wilmington	227	758,743	0	0	0	0	657	657	321.9	0	0	0
Joliet AAP Kankakee		Army Active	Wilmington	19	50,573	0	0	0	0	1,068	1,068	19.2	0	0	0
NG Galesburg Readiness Center		Army Guard	Galesburg	0	0	0	0	3	56,018	0	10	12.3	0	0	0
NG N Riverside (NG Maint Center)		Army Guard	Riverside	19	204,749	0	0	0	0	33	33	40.5	411	112	0
NG Peoria AASF 3		Army Guard	Peoria	21	132,995	0	0	1	350	46	46	54.5	264	55	0
North Shore Memorial USARC		Army Reserve	Highland Park	3	46,136	0	0	0	0	13	13	15.9	279	5	0
Parkhurst USARC/OMS/DS		Army Reserve	Darien	2	87,595	0	0	0	0	13	13	27.2	609	0	0
Philip H. Sheridan Reserve Center		Army Reserve	Ft Sheridan	33	500,159	0	0	0	0	90	90	143.5	1,615	47	5
Rock Island Arsenal		Army Active	Rock Island	187	6,804,715	49	102,660	0	0	870	870	1,766.1	571	5,217	261
Savanna Depot Act		Army Active	Savanna	726	2,862,571	0	0	0	0	8,145	8,145	826.2	0	0	0
USAR Joliet Outdoor Training (Elwood)		Army Reserve	Elwood	24	39,945	0	0	0	0	3,585	3,585	24.3	229	0	0
* OTHER SITE(S) : 28				55	551,887	6	92,517	2	53,702	115	123	208.8	2,519	30	0
<b>Illinois Total:</b>				<b>1,354</b>	<b>12,807,897</b>	<b>55</b>	<b>195,177</b>	<b>9</b>	<b>113,711</b>	<b>14,863</b>	<b>14,881</b>	<b>3,665.6</b>	<b>7,284</b>	<b>5,595</b>	<b>268</b>
<b>Indiana</b>															
(Lyle J. Thompson) USARC		Army Reserve	South Bend	3	57,885	0	0	0	0	0	12	13.7	307	19	0
Camp Atterbury		Army Guard	Edinburg	396	1,601,967	1	50,000	2	10,752	34,391	34,391	543.8	4,924	88	797
Fort Ben Harrison USARC		Army Reserve	Indianapolis	15	227,338	0	0	0	0	138	138	58.4	337	0	1
Fort Benjamin Harrison		Army Active	Lawrence	0	0	0	0	0	0	67	67	43.9	0	0	0
Indiana AAP		Army Active	Charlestown	765	2,597,456	0	0	0	0	4,064	4,064	900.8	0	0	0
Jefferson Proving Ground		Army Active	Madison	170	280,668	0	0	0	0	51,964	51,964	153.1	11	0	0
Newport Chem Depot		Army Active	Newport	221	866,579	0	0	0	0	8,396	8,396	293.7	2	35	0
NG Muscatatuck Urban Training Center		Army Guard	Butlerville	33	369,967	0	0	10	61,973	0	934	119.8	0	0	0
SGT James W. Harlan USARC/AMSA 132		Army Reserve	Evansville	2	49,521	0	0	0	0	5	10	11.8	187	9	0
* OTHER SITE(S) : 23				26	422,215	11	140,403	1	1,650	987	1,027	123.0	2,058	29	0
<b>Indiana Total:</b>				<b>1,631</b>	<b>6,473,596</b>	<b>12</b>	<b>190,403</b>	<b>13</b>	<b>74,375</b>	<b>100,012</b>	<b>101,004</b>	<b>2,261.9</b>	<b>7,826</b>	<b>180</b>	<b>798</b>

\* US Locations that do not meet criteria of at least ten (10) Acres AND at least \$10M PRV. US Territories and Non-US Locations that do not meet criteria of at least ten (10) Acres OR at least \$10M PRV.

**DEPARTMENT OF DEFENSE - Army**  
**Base Structure Report - As of 30 Sept 2011**

SITE	BRAC 2005	COMPONENT	NAME NEAREST CITY	BUILDINGS						ACRES OWNED	TOTAL ACRES	PRV (\$M)	MIL	CIV	OTHER
				OWNED		LEASED		OTHER							
				COUNT	SQFT	COUNT	SQFT	COUNT	SQFT						
<b>Iowa</b>															
Camp Dodge Johnston TS		Army Guard	Johnston	16	649,531	1	25,540	258	1,429,038	28,847	31,180	646.5	3,496	138	679
Des Moines Reserve Complex		Army Reserve	Des Moines	8	162,152	0	0	0	0	40	40	33.4	1,040	1	48
Iowa AAP		Army Active	Middletown	956	4,207,374	0	0	1	1,500	19,011	19,011	1,414.9	1	24	7
* OTHER SITE(S) : 42				38	402,148	23	122,536	3	37,392	139	212	132.8	1,709	41	0
<b>Iowa Total:</b>				<b>1,018</b>	<b>5,421,205</b>	<b>24</b>	<b>148,076</b>	<b>262</b>	<b>1,467,930</b>	<b>48,037</b>	<b>50,444</b>	<b>2,227.5</b>	<b>6,246</b>	<b>204</b>	<b>734</b>
<b>Kansas</b>															
Atchison Caves		Army Reserve	Atchison	10	2,600,216	0	0	0	0	125	125	368.5	0	0	0
Fort Leavenworth		Army Active	Fort Leavenworth	313	4,515,548	0	0	687	5,110,849	408	5,637	2,676.1	5,063	2,511	1,001
Fort Riley		Army Active	Fort Riley	917	11,516,952	2	22,672	414	1,780,542	79,217	101,758	4,612.2	19,253	3,078	1,551
Kansas AAP		Army Active	Parsons	542	2,194,150	0	0	0	0	13,835	13,835	769.7	0	0	0
Leavenworth USARC		Army Reserve	Leavenworth	2	47,520	0	0	0	0	24	24	48.9	0	0	0
New Century USARC 2		Army Reserve	Gardner	3	53,933	0	0	0	0	15	15	12.6	0	0	0
New Century USARC/ASF 37		Army Reserve	Gardner	3	84,786	0	0	0	0	16	18	22.4	17	22	0
NG Topeka Forbes Field		Army Guard	Topeka	7	231,374	0	0	0	0	30	30	54.4	631	48	5
Topeka Future		Army Reserve	Topeka	2	56,641	0	0	0	0	12	12	81.8	241	22	0
Wichita USARC		Army Reserve	Wichita	3	155,043	0	0	0	0	18	18	30.9	1,158	27	0
* OTHER SITE(S) : 21				33	282,150	6	59,153	0	0	641	673	84.1	1,529	3	0
<b>Kansas Total:</b>				<b>1,835</b>	<b>21,738,313</b>	<b>8</b>	<b>81,825</b>	<b>1,101</b>	<b>6,891,391</b>	<b>94,341</b>	<b>122,144</b>	<b>8,761.7</b>	<b>27,892</b>	<b>5,711</b>	<b>2,557</b>
<b>Kentucky</b>															
Blue Grass Army Depot		Army Active	Richmond	1,153	4,123,673	1	69,690	68	63,100	14,594	14,594	1,170.4	145	981	36
Brooks-Lawler USARC/AMSA 71		Army Reserve	Fort Thomas	6	64,195	0	0	0	0	15	15	14.1	457	13	0
Fort Campbell KY		Army Active	Fort Campbell	587	8,902,791	0	0	1,051	4,485,985	43,175	43,175	3,712.1	30,414	3,711	1,922
Fort Knox		Army Active	Middletown	1,094	12,512,900	0	0	200	750,857	109,111	109,111	5,737.8	13,307	6,565	1,349
Lexington MD		Army Reserve	Lexington	5	50,943	0	0	0	0	10	10	10.1	343	11	0
Louisville Kentucky		Army Reserve	Louisville	6	129,377	1	26,560	0	0	23	23	34.9	730	1	0
* OTHER SITE(S) : 22				34	165,903	17	285,288	0	0	1,360	1,377	84.3	823	0	14
<b>Kentucky Total:</b>				<b>2,885</b>	<b>25,949,782</b>	<b>19</b>	<b>381,538</b>	<b>1,319</b>	<b>5,299,942</b>	<b>168,289</b>	<b>168,306</b>	<b>10,763.7</b>	<b>46,219</b>	<b>11,282</b>	<b>3,321</b>
<b>Louisiana</b>															
England Authority		Army Active	Alexandria	1	50,958	20	135,300	1	2,128	0	252	68.2	0	0	0
Fort Polk		Army Active	Fort Polk	988	7,536,880	11	1,362,444	1,251	7,480,530	100,110	198,722	3,786.3	16,268	1,660	1,283
* OTHER SITE(S) : 14				42	314,342	1	1,344	0	0	54	84	96.9	1,678	22	0
<b>Louisiana Total:</b>				<b>1,031</b>	<b>7,902,180</b>	<b>32</b>	<b>1,499,088</b>	<b>1,252</b>	<b>7,482,658</b>	<b>100,164</b>	<b>199,058</b>	<b>3,951.4</b>	<b>17,946</b>	<b>1,682</b>	<b>1,283</b>

\* US Locations that do not meet criteria of at least ten (10) Acres AND at least \$10M PRV. US Territories and Non-US Locations that do not meet criteria of at least ten (10) Acres OR at least \$10M PRV.

**DEPARTMENT OF DEFENSE - Army**  
**Base Structure Report - As of 30 Sept 2011**

SITE	BRAC 2005	COMPONENT	NAME NEAREST CITY	BUILDINGS						ACRES OWNED	TOTAL ACRES	PRV (\$M)	MIL	CIV	OTHER
				OWNED		LEASED		OTHER							
				COUNT	SQFT	COUNT	SQFT	COUNT	SQFT						
<b>Maine</b>															
NG Auburn TS		Army Guard	Auburn	14	86,989	0	0	0	0	154	170	17.2	3	9	0
NG Bangor TS		Army Guard	Bangor	29	309,614	0	0	0	0	185	209	123.2	350	43	0
NG Bog Brook Riley TS		Army Guard	West Bethel	28	25,347	0	0	0	0	166	213	11.7	0	0	0
* OTHER SITE(S) : 7				22	157,142	0	0	0	0	1,075	1,075	40.1	643	0	0
<b>Maine Total:</b>				<b>93</b>	<b>579,092</b>	<b>0</b>	<b>0</b>	<b>0</b>	<b>0</b>	<b>1,579</b>	<b>1,667</b>	<b>192.2</b>	<b>996</b>	<b>52</b>	<b>0</b>
<b>Maryland</b>															
1SGT Adam S Brandt USARC		Army Reserve	Baltimore	3	52,684	0	0	0	0	27	27	13.5	489	17	0
Aberdeen Proving Ground		Army Active	Aberdeen	1,425	14,521,700	0	0	16	113,914	72,380	72,380	4,510.0	2,972	11,441	1,494
Blossom Point Research Facility		Army Active	Welcome	38	31,684	0	0	6	8,665	1,600	1,600	32.8	0	7	54
Curtis Bay - Baltimore		Army Reserve	Baltimore	3	27,915	0	0	0	0	18	18	159.1	0	0	0
Fort Detrick		Army Active	Frederick	208	2,349,303	0	0	317	721,698	1,153	1,153	8,339.4	1,249	3,393	2,436
Fort George G Meade		Army Active	Fort Meade	275	4,683,292	10	40,912	1,210	4,796,504	5,067	5,067	2,351.4	18,373	30,609	1,773
Jachman USARC		Army Reserve	Owings Mills	3	48,350	0	0	0	0	14	14	10.9	277	0	0
National Geospatial Intelligence Agency		Army Active	Bethesda	8	681,911	0	0	0	0	40	40	173.5	0	0	0
NG Pvt Henry Costin		Army Guard	Laurel	0	0	0	0	3	56,225	0	23	13.9	241	0	0
USA Adelphi Laboratory Ctr		Army Active	Hyattsville	35	1,140,149	0	0	3	240	207	207	374.5	105	842	11
Walter Reed AMC Forest Glen		Army Active	Silver Spring	46	1,054,157	0	0	0	0	132	132	319.5	252	481	264
Walter Reed AMC Glen Haven		Army Active	Silver Spring	1	6,996	0	0	24	448,086	21	21	69.9	4	8	5
* OTHER SITE(S) : 29				42	342,507	141	193,527	3	63,276	130	160	144.2	1,679	12	1
<b>Maryland Total:</b>				<b>2,087</b>	<b>24,940,648</b>	<b>151</b>	<b>234,439</b>	<b>1,582</b>	<b>6,208,608</b>	<b>80,789</b>	<b>80,842</b>	<b>16,512.7</b>	<b>25,641</b>	<b>46,810</b>	<b>6,038</b>
<b>Massachusetts</b>															
94th RRC HQ USARC		Army Reserve	Ayer	2	81,374	0	0	0	0	14	14	22.1	530	2	0
Cpl G M Craig USARC/AMSA 163		Army Reserve	Brockton	2	66,423	0	0	0	0	14	14	18.7	229	0	0
Devens Reserve Forces Training Area		Army Reserve	Ayer	134	1,547,343	0	0	0	0	5,212	5,212	540.2	1,919	391	13
George Hampden Crossman USARC		Army Reserve	Taunton	2	68,517	0	0	0	0	10	10	18.7	180	0	0
MTA Camp Edwards		Army Guard	Buzzards Bay	139	760,678	0	0	11	155,339	0	14,712	446.2	748	46	110
NG Rehoboth-TS Nike 19 COE 25326		Army Guard	Rehoboth	7	38,524	0	0	0	0	0	17	13.2	105	0	0
NG Westfield/Barnes		Army Guard	Westfield	4	67,557	0	0	0	0	0	33	30.5	157	0	0
South Boston Support Activity		Army Reserve	Boston	3	583,702	0	0	0	0	11	11	187.4	310	871	243
SSC Hudson Housing		Army Active	Natick	14	50,153	0	0	0	0	134	134	10.5	0	0	0
US Army Soldier Systems Center Natick		Army Active	Natick	79	889,644	0	0	0	0	78	78	290.7	131	1,392	9
Westover MD		Army Reserve	Chicopee	2	52,477	0	0	0	0	12	12	14.5	490	7	0

\* US Locations that do not meet criteria of at least ten (10) Acres AND at least \$10M PRV. US Territories and Non-US Locations that do not meet criteria of at least ten (10) Acres OR at least \$10M PRV.

**DEPARTMENT OF DEFENSE - Army**  
**Base Structure Report - As of 30 Sept 2011**

SITE	BRAC 2005	COMPONENT	NAME NEAREST CITY	BUILDINGS						ACRES OWNED	TOTAL ACRES	PRV (\$M)	MIL	CIV	OTHER
				OWNED		LEASED		OTHER							
				COUNT	SQFT	COUNT	SQFT	COUNT	SQFT						
* OTHER SITE(S) : 16				78	458,044	0	0	1	778	66	82	118.6	1,007	17	0
<b>Massachusetts Total:</b>				<b>466</b>	<b>4,664,436</b>	<b>0</b>	<b>0</b>	<b>12</b>	<b>156,117</b>	<b>5,552</b>	<b>20,331</b>	<b>1,711.2</b>	<b>5,806</b>	<b>2,726</b>	<b>375</b>
<b>Michigan</b>															
1Lt Robert L Poxon USARC		Army Reserve	Southfield	7	93,516	0	0	0	0	26	26	26.3	636	0	0
CTC Fort Custer Trng Center		Army Guard	Augusta	116	633,528	0	0	0	0	7,570	7,570	236.9	1,149	22	84
Detroit Arsenal		Army Active	Warren	79	2,021,494	0	0	2	1,054	170	178	802.0	265	6,881	120
Dr Mary E Walker Mem USARC		Army Reserve	Grand Rapids	2	72,040	0	0	0	0	14	14	20.8	270	2	0
NG Grayling Airfield		Army Guard	Grayling	31	142,028	0	0	0	0	875	875	122.6	0	0	0
Saginaw USARC		Army Reserve	Saginaw	2	37,629	0	0	0	0	13	13	10.9	0	0	0
* OTHER SITE(S) : 25				43	557,446	11	337,940	11	81,844	201	232	304.5	3,622	259	68
<b>Michigan Total:</b>				<b>280</b>	<b>3,557,680</b>	<b>11</b>	<b>337,940</b>	<b>13</b>	<b>82,898</b>	<b>8,868</b>	<b>8,908</b>	<b>1,524.2</b>	<b>5,942</b>	<b>7,164</b>	<b>272</b>
<b>Minnesota</b>															
Arden Hills USARC		Army Reserve	St. Paul	3	143,090	0	0	0	0	54	54	29.9	870	27	0
Fort Snelling USARC/AMSA		Army Reserve	Fort Snelling	7	270,040	0	0	0	0	47	47	67.2	1,213	3	2
NG Arden Hills Army TS		Army Guard	St. Paul	57	137,591	0	0	0	0	1,496	1,496	35.9	58	40	17
Twin Cities AAP		Army Active	St. Paul	115	2,840,991	0	0	0	0	677	677	851.5	0	0	0
* OTHER SITE(S) : 19				21	187,228	7	58,519	0	0	47	221	67.1	725	14	0
<b>Minnesota Total:</b>				<b>203</b>	<b>3,578,940</b>	<b>7</b>	<b>58,519</b>	<b>0</b>	<b>0</b>	<b>2,322</b>	<b>2,496</b>	<b>1,051.5</b>	<b>2,866</b>	<b>84</b>	<b>19</b>
<b>Mississippi</b>															
BG George A Morris USARC		Army Reserve	Vicksburg	2	75,625	0	0	0	0	13	13	14.7	269	0	0
CTA Camp McCain		Army Guard	Grenada	86	349,999	0	0	0	0	12,836	12,836	135.4	352	47	35
Mississippi AAP		Army Active	Bay St Louis	113	1,680,950	0	0	0	0	0	4,214	392.8	0	0	0
MTA Camp Shelby		Army Guard	Hattiesburg	7	75,829	0	0	1,074	3,626,253	200	133,682	1,237.4	4,151	47	611
* OTHER SITE(S) : 169				43	767,810	151	319,183	0	0	118	160	188.3	1,821	65	0
<b>Mississippi Total:</b>				<b>251</b>	<b>2,950,213</b>	<b>151</b>	<b>319,183</b>	<b>1,074</b>	<b>3,626,253</b>	<b>13,167</b>	<b>150,904</b>	<b>1,968.6</b>	<b>6,593</b>	<b>159</b>	<b>646</b>
<b>Missouri</b>															
Belton USARC/AMSA 57		Army Reserve	Belton	2	9,865	0	0	1	48,296	195	195	13.0	615	2	0
Fort Leonard Wood		Army Active	Fort Leonard Wood	1,349	10,846,632	0	0	1,031	3,250,379	53,239	62,911	4,417.5	27,927	3,207	1,609
Kansas City, Belton USARC		Army Reserve	Belton	0	0	3	108,053	0	0	0	34	21.5	0	0	0
Lake City AAP		Army Active	Independence	359	2,953,603	0	0	8	2,299	3,950	3,950	936.7	1	25	0
Lake Of The Ozarks Recreation		Army Active	Linn Creek	18	17,439	0	0	0	0	0	359	22.1	0	0	0
MTA Camp Crowder Neosho		Army Guard	Neosho	65	201,082	0	0	1	7,200	4,362	4,362	79.0	22	20	25
NG MTA Camp Clark Nevada		Army Guard	Nevada	151	218,207	0	0	19	22,204	615	1,282	100.1	2	20	14
Springfield MD/AMSA 54		Army Reserve	Springfield	4	81,899	0	0	0	0	18	18	18.7	289	0	0
St Charles USARC		Army Reserve	St. Charles	23	175,018	0	0	0	0	1,656	1,656	48.8	0	0	0

\* US Locations that do not meet criteria of at least ten (10) Acres AND at least \$10M PRV. US Territories and Non-US Locations that do not meet criteria of at least ten (10) Acres OR at least \$10M PRV.

**DEPARTMENT OF DEFENSE - Army**  
**Base Structure Report - As of 30 Sept 2011**

SITE	BRAC 2005	COMPONENT	NAME NEAREST CITY	BUILDINGS						ACRES OWNED	TOTAL ACRES	PRV (\$M)	MIL	CIV	OTHER
				OWNED		LEASED		OTHER							
				COUNT	SQFT	COUNT	SQFT	COUNT	SQFT						
St Louis 3/Sverdrup USARC		Army Reserve	St. Louis	5	108,694	0	0	0	0	21	21	27.7	510	30	0
St Louis 4/Ord Plant		Army Reserve	St. Louis	4	19,357	0	0	0	0	17	17	13.6	0	0	0
<b>* OTHER SITE(S) : 27</b>				36	272,854	15	399,475	4	52,456	2,958	3,087	209.2	2,090	2	0
<b>Missouri Total:</b>				<b>2,016</b>	<b>14,904,650</b>	<b>18</b>	<b>507,528</b>	<b>1,064</b>	<b>3,382,834</b>	<b>67,032</b>	<b>77,894</b>	<b>5,907.8</b>	<b>31,456</b>	<b>3,306</b>	<b>1,648</b>
<b>Montana</b>															
MTA Fort Wm Henry Harrison		Army Guard	Helena	111	720,345	0	0	1	1,080	0	6,387	205.6	995	258	76
NG Fort Missoula - FMS 02		Army Guard	Missoula	12	71,113	0	0	0	0	14	14	14.4	36	4	1
NG Helena Aviation RC- AASF- C12		Army Guard	Helena	5	955	0	0	7	221,332	0	60	71.4	471	117	0
NG MTA Limestone Hills		Army Guard	Townsend	3	7,968	0	0	3	2,024	0	19,997	37.5	0	0	0
SGT Ernest Veuve Hall/AMSA 75		Army Reserve	Missoula	5	65,353	0	0	0	0	3	16	16.8	0	0	0
<b>* OTHER SITE(S) : 12</b>				12	87,968	2	17,400	0	0	4,723	4,728	28.9	223	17	0
<b>Montana Total:</b>				<b>148</b>	<b>953,702</b>	<b>2</b>	<b>17,400</b>	<b>11</b>	<b>224,436</b>	<b>4,740</b>	<b>31,202</b>	<b>374.7</b>	<b>1,725</b>	<b>396</b>	<b>77</b>
<b>Nebraska</b>															
Camp Ashland		Army Guard	Ashland	51	197,676	0	0	0	0	980	980	65.8	903	10	16
Cornhusker AAP		Army Active	Grand Island	15	16,282	1	2,839	0	0	297	297	68.1	0	0	0
Lincoln USARC 2		Army Reserve	Lincoln	3	55,732	0	0	0	0	10	10	12.2	0	0	0
NG Greenlief TS/UTES 01		Army Guard	Hastings	119	316,955	0	0	0	0	3,239	3,239	128.2	167	15	24
NG Lincoln AASF/Readiness Center		Army Guard	Lincoln	8	203,014	0	0	0	0	65	65	55.0	701	65	68
NG Mead TS/FMS 06/UTES 02		Army Guard	Mead	16	89,899	0	0	0	0	1,197	1,197	20.4	1	23	0
<b>* OTHER SITE(S) : 14</b>				19	210,523	11	149,002	0	0	973	984	86.0	907	48	0
<b>Nebraska Total:</b>				<b>231</b>	<b>1,090,081</b>	<b>12</b>	<b>151,841</b>	<b>0</b>	<b>0</b>	<b>6,762</b>	<b>6,773</b>	<b>435.7</b>	<b>2,679</b>	<b>161</b>	<b>108</b>
<b>Nevada</b>															
Hawthorne Army Depot		Army Active	Hawthorne	2,494	9,664,903	0	0	2	15,356	7,284	147,091	4,078.6	865	49	0
Nellis AFB		Army Reserve	Las Vegas	3	82,549	0	0	0	0	22	22	40.6	331	472	0
<b>* OTHER SITE(S) : 4</b>				5	43,258	1	11,851	1	10,404	0	395	21.5	787	0	1
<b>Nevada Total:</b>				<b>2,502</b>	<b>9,790,710</b>	<b>1</b>	<b>11,851</b>	<b>3</b>	<b>25,760</b>	<b>7,306</b>	<b>147,508</b>	<b>4,140.8</b>	<b>1,983</b>	<b>521</b>	<b>1</b>
<b>New Hampshire</b>															
MD Londonderry		Army Reserve	Londonderry	5	135,367	0	0	0	0	49	49	36.8	969	26	3
NG Boscawen NH State Veterans Cemetery		Army Guard	Boscawen	0	0	0	0	0	0	0	104	85.8	0	0	0
Somersworth USARC		Army Reserve	Somersworth	3	56,045	0	0	0	0	15	15	15.9	147	0	0
<b>* OTHER SITE(S) : 5</b>				10	71,833	0	0	0	0	12	12	19.4	203	0	0
<b>New Hampshire Total:</b>				<b>18</b>	<b>263,245</b>	<b>0</b>	<b>0</b>	<b>0</b>	<b>0</b>	<b>76</b>	<b>180</b>	<b>157.9</b>	<b>1,319</b>	<b>26</b>	<b>3</b>

\* US Locations that do not meet criteria of at least ten (10) Acres AND at least \$10M PRV. US Territories and Non-US Locations that do not meet criteria of at least ten (10) Acres OR at least \$10M PRV.

**DEPARTMENT OF DEFENSE - Army**  
**Base Structure Report - As of 30 Sept 2011**

SITE	BRAC 2005	COMPONENT	NAME NEAREST CITY	BUILDINGS						ACRES OWNED	TOTAL ACRES	PRV (\$M)	MIL	CIV	OTHER
				OWNED		LEASED		OTHER							
				COUNT	SQFT	COUNT	SQFT	COUNT	SQFT						
<b>New Jersey</b>															
Caven Point USARC		Army Reserve	Jersey City	7	66,491	0	0	0	0	27	27	24.7	420	0	0
Fort Monmouth Main Post		Army Active	Red Bank	450	5,066,507	0	0	1	5,100	1,126	1,126	1,680.1	507	3,960	552
NG NAS Lakehurst TS		Army Guard	Lakehurst	3	127,726	0	0	0	0	190	190	40.9	0	0	0
Pedricktown Support Facility		Army Reserve	Pedricktown	19	101,384	0	0	0	0	39	39	26.4	0	0	0
Picatinny Arsenal		Army Active	Dover	650	3,495,270	0	0	16	65,750	6,494	6,494	1,440.6	230	4,584	448
SGT J.W. Joyce Kilmer USARC		Army Reserve	Edison	3	97,395	0	0	0	0	24	24	26.6	0	0	0
* OTHER SITE(S) : 9				15	224,487	0	0	0	0	66	66	66.9	1,181	2	0
<b>New Jersey Total:</b>				<b>1,147</b>	<b>9,179,260</b>	<b>0</b>	<b>0</b>	<b>17</b>	<b>70,850</b>	<b>7,966</b>	<b>7,966</b>	<b>3,306.3</b>	<b>2,338</b>	<b>8,546</b>	<b>1,000</b>
<b>New Mexico</b>															
Fort Bliss AAA Ranges		Army Active	Orogrande	402	1,213,148	0	0	11	3,981	131,224	995,404	842.8	46	40	1
Fort Wingate Depot Activity		Army Active	Fort Wingate	828	1,922,434	0	0	0	0	307	16,691	677.8	0	12	4
Jenkins MD		Army Reserve	Albuquerque	8	108,771	0	0	0	0	0	12	25.0	544	12	0
White Sands Missile Range		Army Active	Las Cruces	1,080	4,996,199	0	0	473	823,141	942,933	2,293,431	2,829.3	1,068	2,199	347
* OTHER SITE(S) : 9				11	66,014	0	0	10	5,958	11,872	11,872	24.9	414	0	0
<b>New Mexico Total:</b>				<b>2,329</b>	<b>8,306,565</b>	<b>0</b>	<b>0</b>	<b>494</b>	<b>833,080</b>	<b>1,086,336</b>	<b>3,317,409</b>	<b>4,399.8</b>	<b>2,072</b>	<b>2,263</b>	<b>352</b>
<b>New York</b>															
Amityville MD		Army Reserve	Amityville	7	63,708	0	0	0	0	15	15	22.1	610	0	0
CW2 Kerry P. Hein USARC		Army Reserve	Shoreham	6	46,261	0	0	0	0	23	23	18.9	466	2	0
Ernie Pyle USARC/AMSA 12		Army Reserve	New York City	10	296,552	0	0	0	0	36	36	96.5	2,224	39	0
Fort Drum		Army Active	Evans Mills	1,257	10,811,883	651	3,331,706	1,323	6,231,415	107,265	107,648	5,879.9	18,725	2,375	1,083
Fort Hamilton		Army Active	New York City	48	782,597	0	0	29	458,479	178	178	632.4	1,012	506	211
MAJ D W Holleder USARC		Army Reserve	Webster	3	65,495	0	0	0	0	12	12	16.3	317	6	0
NG Farmingdale TS OMS 18		Army Guard	Farmingdale	2	215,624	0	0	0	0	13	13	51.2	1,058	0	0
NG Rochester CSMS C		Army Guard	Rochester	5	75,713	0	0	0	0	10	10	18.9	0	0	0
NG Youngstown TS		Army Guard	Ransomville	44	66,328	0	0	0	0	860	860	28.5	0	0	0
Niagara Falls MD		Army Reserve	Niagara Falls	14	179,803	0	0	0	0	22	22	35.7	386	18	0
Orangeburg USARC		Army Reserve	Orangeburg	7	46,334	0	0	0	0	306	306	14.8	344	0	0
Seneca Army Depot Activity		Army Active	Romulus	16	49,827	0	0	0	0	1,381	1,381	54.0	0	0	0
SGT Horace D Bradt USARC		Army Reserve	Schenectady	5	54,334	0	0	0	0	12	12	13.9	429	0	0
SSG Frederick J. III Jr. USARC		Army Reserve	Bullville	7	41,882	0	0	0	0	153	153	13.8	168	0	0
Staten Island USARC		Army Reserve	New York City	5	122,732	0	0	0	0	14	14	28.4	638	9	0
Stewart Annex		Army Active	Holtsville	4	68,493	0	0	0	0	10	10	34.1	9	1	18
Stewart Newburgh USARC		Army Reserve	New Windsor	7	91,504	0	0	0	0	40	40	70.2	205	0	0
Watervliet Arsenal		Army Active	Troy	69	2,111,659	0	0	0	0	143	143	546.7	164	988	233
West Point Mil Reservation		Army Active	West Point	532	7,564,762	1	19,054	2	37,600	16,068	16,068	3,466.5	6,391	2,545	1,100
* OTHER SITE(S) : 142				69	905,755	128	199,059	0	0	167	176	264.3	3,026	42	0

\* US Locations that do not meet criteria of at least ten (10) Acres AND at least \$10M PRV. US Territories and Non-US Locations that do not meet criteria of at least ten (10) Acres OR at least \$10M PRV.



**DEPARTMENT OF DEFENSE - Army**  
**Base Structure Report - As of 30 Sept 2011**

SITE	BRAC 2005	COMPONENT	NAME NEAREST CITY	BUILDINGS						ACRES OWNED	TOTAL ACRES	PRV (\$M)	MIL	CIV	OTHER
				OWNED		LEASED		OTHER							
				COUNT	SQFT	COUNT	SQFT	COUNT	SQFT						
<b>New York Total:</b>				<b>2,117</b>	<b>23,661,246</b>	<b>780</b>	<b>3,549,819</b>	<b>1,354</b>	<b>6,727,494</b>	<b>126,728</b>	<b>127,121</b>	<b>11,307.1</b>	<b>36,172</b>	<b>6,531</b>	<b>2,645</b>
<b>North Carolina</b>															
801 Housing/Heritage Village		Army Active	Raeford	0	0	252	658,104	0	0	0	70	95.1	0	0	0
81st RSC - Cary USARC		Army Reserve	Cary	3	67,747	0	0	0	0	18	18	48.5	0	0	0
Camp Mackall		Army Active	Hoffman	60	222,179	0	0	0	0	7,917	63,197	133.6	1,269	134	0
Charlotte USARC		Army Reserve	Charlotte	8	91,022	0	0	0	0	14	14	17.8	544	2	0
Fort Bragg		Army Active	Fort Bragg	2,584	32,101,589	0	0	3,298	12,386,028	153,079	153,081	16,919.2	55,619	10,195	5,008
Greenville USARC		Army Reserve	Greenville	4	94,474	0	0	0	0	15	15	18.9	0	0	0
Military Ocean Tml Sunny Point		Army Active	Southport	95	363,614	0	0	0	0	16,318	16,318	665.9	36	13	0
Morehead City USARC/AMSA 128		Army Reserve	Morehead City	4	38,594	0	0	0	0	24	24	11.4	11	13	0
NG Asheville Armory/FMS 01		Army Guard	Asheville	0	0	0	0	2	41,490	0	15	10.1	0	0	0
NG Foothills Readiness Ctr/FMS 2		Army Guard	Lenoir	0	0	0	0	3	68,545	0	25	33.2	0	0	0
<b>* OTHER SITE(S) : 40</b>				<b>70</b>	<b>537,649</b>	<b>8</b>	<b>63,197</b>	<b>0</b>	<b>0</b>	<b>203</b>	<b>1,247,747</b>	<b>152.4</b>	<b>1,966</b>	<b>98</b>	<b>24</b>
<b>North Carolina Total:</b>				<b>2,828</b>	<b>33,516,867</b>	<b>260</b>	<b>721,301</b>	<b>3,303</b>	<b>12,496,063</b>	<b>177,587</b>	<b>1,480,524</b>	<b>18,106.1</b>	<b>59,445</b>	<b>10,455</b>	<b>5,032</b>
<b>North Dakota</b>															
Lewis and Clark USARC		Army Reserve	Bismarck	7	47,471	0	0	0	0	10	10	10.9	147	11	0
Mickelsen Stanley R SFG MSR		Army Reserve	Nekoma	13	277,261	0	0	0	0	631	631	99.1	0	0	0
Mickelsen Stanley R SFG RSL 1		Army Reserve	Hampden	2	15,267	0	0	0	0	315	315	10.0	0	0	0
Mickelsen Stanley R SFG RSL 3		Army Reserve	Mountain	3	15,130	0	0	0	0	333	333	11.8	0	0	0
Mickelsen Stanley R SFG RSL 4		Army Reserve	Fairdale	2	15,409	0	0	0	0	318	318	10.8	0	0	0
NG Grand Forks Armory		Army Guard	Grand Forks	1	90,659	0	0	0	0	0	11	21.4	367	1	5
NG Minot MD		Army Guard	Minot	1	121,697	0	0	0	0	0	22	33.6	208	41	4
<b>* OTHER SITE(S) : 5</b>				<b>14</b>	<b>63,829</b>	<b>0</b>	<b>0</b>	<b>0</b>	<b>0</b>	<b>1,152</b>	<b>1,162</b>	<b>22.9</b>	<b>47</b>	<b>0</b>	<b>0</b>
<b>North Dakota Total:</b>				<b>43</b>	<b>646,723</b>	<b>0</b>	<b>0</b>	<b>0</b>	<b>0</b>	<b>2,759</b>	<b>2,803</b>	<b>220.6</b>	<b>769</b>	<b>53</b>	<b>9</b>
<b>Northern Mariana Islands</b>															
9th RRC - Saipan		Army Reserve	Saipan	5	15,706	0	0	0	0	5	5	23.4	111	7	0
<b>Northern Mariana Islands Total:</b>				<b>5</b>	<b>15,706</b>	<b>0</b>	<b>0</b>	<b>0</b>	<b>0</b>	<b>5</b>	<b>5</b>	<b>23.4</b>	<b>111</b>	<b>7</b>	<b>0</b>
<b>Ohio</b>															
(Cooney USARC/AMSA 165 S-S)		Army Reserve	Milan	3	19,700	0	0	0	0	10	10	11.6	119	0	0
83rd Div Memorial USARC/AMSA		Army Reserve	Columbus	3	156,017	0	0	0	0	20	20	30.1	779	37	1
Defense Supply Center Columbus		Army Active	Columbus	48	3,833,071	0	0	2	612,000	489	489	869.2	12	0	36
Fort Hayes Memorial USARC		Army Reserve	Columbus	3	49,281	0	0	0	0	11	11	13.0	201	0	0
Kings Mills Memorial USARC		Army Reserve	Maineville	8	97,784	0	0	0	0	19	19	17.2	324	0	0
Mansfield MD		Army Guard	Mansfield	3	84,706	0	0	0	0	24	24	16.7	0	0	0
NG Camp Sherman TS		Army Guard	Chillicothe	12	55,435	0	0	0	0	463	463	14.7	164	2	1

\* US Locations that do not meet criteria of at least ten (10) Acres AND at least \$10M PRV. US Territories and Non-US Locations that do not meet criteria of at least ten (10) Acres OR at least \$10M PRV.

**DEPARTMENT OF DEFENSE - Army**  
**Base Structure Report - As of 30 Sept 2011**

SITE	BRAC 2005	COMPONENT	NAME NEAREST CITY	BUILDINGS						ACRES OWNED	TOTAL ACRES	PRV (\$M)	MIL	CIV	OTHER
				OWNED		LEASED		OTHER							
				COUNT	SQFT	COUNT	SQFT	COUNT	SQFT						
NG Defense Supply Center Columbus ARNG Support Center		Army Guard	Columbus	6	364,411	0	0	0	0	40	40	79.8	0	99	0
NG McConnellsville TS		Army Guard	McConnellsville	13	187,448	0	0	0	0	444	444	37.7	394	12	4
NG Rickenbacker (MTA)		Army Guard	Columbus	27	261,967	0	0	1	71,914	124	124	113.1	932	14	67
PFC Devin J. Grella USARC/AMSA 3		Army Reserve	North Canton	3	66,263	0	0	0	0	10	10	15.6	236	12	0
Ravenna AAP		Army Active	Ravenna	28	184,374	0	0	0	0	1,280	1,280	69.3	0	0	17
Ravenna Training and Log Site		Army Guard	Newton Falls	917	3,556,240	0	0	0	0	20,140	20,140	940.4	413	18	6
Rickenbacker USARC		Army Reserve	Columbus	1	114,072	0	0	0	0	24	28	23.0	255	0	0
Springfield MD		Army Guard	Springfield	3	83,747	0	0	0	0	77	77	16.2	0	0	0
Taylor Station Road USARC		Army Reserve	Blacklick	3	79,980	0	0	0	0	10	10	14.6	294	0	0
Toledo Area USAR		Army Reserve	Monclova	2	71,671	0	0	0	0	0	52	16.1	222	16	0
Twinsburg USARC/AMSA 123		Army Reserve	Twinsburg	2	113,167	0	0	0	0	24	24	25.9	498	21	0
US Army Joint Sys Mfg Ctr Lima		Army Active	Lima	43	1,628,320	0	0	0	0	370	370	337.4	5	44	0
<b>* OTHER SITE(S) : 29</b>				<b>64</b>	<b>559,157</b>	<b>0</b>	<b>0</b>	<b>0</b>	<b>0</b>	<b>302</b>	<b>311</b>	<b>122.3</b>	<b>2,194</b>	<b>116</b>	<b>3</b>
<b>Ohio Total:</b>				<b>1,192</b>	<b>11,566,811</b>	<b>0</b>	<b>0</b>	<b>3</b>	<b>683,914</b>	<b>23,880</b>	<b>23,945</b>	<b>2,784.1</b>	<b>7,042</b>	<b>391</b>	<b>135</b>
<b>Oklahoma</b>															
Camp Gruber		Army Guard	Braggs	184	447,155	0	0	0	0	33,027	33,027	224.4	354	0	57
Fort Sill		Army Active	Fort Sill	1,139	12,155,302	0	0	57	199,216	42,989	93,831	4,144.2	21,603	3,098	1,517
McAlester AAP		Army Active	McAlester	2,190	9,754,452	0	0	0	0	44,962	44,964	2,596.0	222	2,080	71
NG Regional Trng Inst		Army Guard	Oklahoma City	11	182,851	0	0	0	0	33	33	46.5	262	2	11
Twaddle MD		Army Reserve	Oklahoma City	9	151,031	0	0	0	0	26	26	32.8	266	1	0
<b>* OTHER SITE(S) : 29</b>				<b>50</b>	<b>412,831</b>	<b>16</b>	<b>78,916</b>	<b>2</b>	<b>1,900</b>	<b>29</b>	<b>73</b>	<b>117.8</b>	<b>1,540</b>	<b>16</b>	<b>0</b>
<b>Oklahoma Total:</b>				<b>3,583</b>	<b>23,103,623</b>	<b>16</b>	<b>78,916</b>	<b>59</b>	<b>201,116</b>	<b>121,066</b>	<b>171,954</b>	<b>7,161.7</b>	<b>24,247</b>	<b>5,197</b>	<b>1,656</b>
<b>Oregon</b>															
NG Bend Cotef		Army Guard	Bend	1	71,439	0	0	0	0	160	160	22.0	0	0	46
NG Biak Training Center		Army Guard	Powell Butte	3	32,560	0	0	0	0	76	94	12.4	16	0	5
Umatilla Chem Depot		Army Active	Hermiston	1,233	3,665,240	0	0	0	0	11,449	19,729	1,330.2	8	433	8
<b>* OTHER SITE(S) : 8</b>				<b>28</b>	<b>102,077</b>	<b>1</b>	<b>6</b>	<b>0</b>	<b>0</b>	<b>544</b>	<b>545</b>	<b>33.6</b>	<b>668</b>	<b>7</b>	<b>0</b>
<b>Oregon Total:</b>				<b>1,265</b>	<b>3,871,316</b>	<b>1</b>	<b>6</b>	<b>0</b>	<b>0</b>	<b>12,230</b>	<b>20,528</b>	<b>1,398.1</b>	<b>692</b>	<b>440</b>	<b>59</b>
<b>Pennsylvania</b>															
Bristol Veterans Mem USARC		Army Reserve	Bristol	2	39,049	0	0	0	0	16	16	10.8	21	0	0
Carlisle Barracks		Army Active	Carlisle	104	1,068,596	0	0	59	259,703	443	443	426.8	771	761	267
Chap L J Sabalis Mem USARC		Army Reserve	Wilkes Barre	3	50,993	0	0	0	0	20	20	12.2	475	0	0
Charles E Kelly Support Facility		Army Active	Oakdale	48	246,522	0	0	0	0	125	125	56.6	151	48	0
Defense Distrib Depot Susq		Army Active	New Cumberland	126	7,182,293	0	0	0	0	848	848	1,423.9	47,373	2,359	138
ECS / AMSA 103 (G)		Army Reserve	Conneaut Lake	2	56,181	0	0	0	0	11	11	17.0	0	45	0

\* US Locations that do not meet criteria of at least ten (10) Acres AND at least \$10M PRV. US Territories and Non-US Locations that do not meet criteria of at least ten (10) Acres OR at least \$10M PRV.

**DEPARTMENT OF DEFENSE - Army**  
**Base Structure Report - As of 30 Sept 2011**

SITE	BRAC 2005	COMPONENT	NAME NEAREST CITY	BUILDINGS						ACRES OWNED	TOTAL ACRES	PRV (\$M)	MIL	CIV	OTHER
				OWNED		LEASED		OTHER							
				COUNT	SQFT	COUNT	SQFT	COUNT	SQFT						
Edgemont USARC / AMSA 31 (G)		Army Reserve	Edgemont	5	62,376	0	0	0	0	49	49	23.7	394	12	0
Erie County USARC		Army Reserve	Fairview	0	0	0	0	0	0	0	15	18.2	192	0	0
Finleyville NIKE-PI-43		Army Reserve	Uledi	15	44,879	0	0	0	0	128	128	12.9	0	0	0
Fort Indiantown Gap		Army Guard	Annville	723	3,699,836	0	0	2	14,622	17,222	17,222	1,220.7	8,810	901	963
Greencastle USARC / AMSA 113		Army Reserve	Greencastle	6	39,536	0	0	0	0	31	31	10.9	0	12	0
Johnstown Aviation Support Fac		Army Reserve	Johnstown	14	291,849	0	0	0	0	0	126	108.7	0	0	0
Letterkenny Army Depot		Army Active	Chambersburg	1,361	5,128,202	12	513,279	6	384,844	18,660	18,668	1,684.1	100	2,234	360
NG Fort Mifflin		Army Guard	Philadelphia	10	60,685	0	0	0	0	27	27	12.3	0	9	0
North Penn USARC		Army Reserve	Norristown	6	53,437	0	0	0	0	19	19	16.0	140	0	0
Scranton AAP		Army Active	Scranton	8	386,634	0	0	0	0	15	15	130.7	0	13	0
T/SGT Vernon McGarity USARC		Army Reserve	Coraopolis	3	151,981	0	0	0	0	3	38	37.8	803	23	0
Tobyhanna Army Depot		Army Active	Tobyhanna	151	4,531,771	0	0	0	0	1,296	1,296	1,092.2	283	4,144	214
<b>* OTHER SITE(S) : 86</b>				162	1,404,120	24	358,257	0	0	1,083	1,187	463.5	6,045	84	1
<b>Pennsylvania Total:</b>				<b>2,749</b>	<b>24,498,939</b>	<b>36</b>	<b>871,536</b>	<b>67</b>	<b>659,169</b>	<b>39,996</b>	<b>40,283</b>	<b>6,778.9</b>	<b>65,558</b>	<b>10,645</b>	<b>1,943</b>
<b><u>Puerto Rico</u></b>															
AMSA 161 (G)		Army Reserve	San Juan	3	45,710	0	0	0	0	7	7	14.2	0	0	0
Cpt E.Rubio Jr./Puerto Nuevo		Army Reserve	Puerto Nuevo	8	88,729	0	0	0	0	63	63	25.7	386	2	0
Fort Buchanan		Army Reserve	Fort Buchanan, Catano	333	1,888,246	0	0	5	24,162	746	746	681.5	2,217	1,124	587
LTC H.G. Pesquera/Fort Allen		Army Reserve	Fort Buchanan, Catano	6	109,916	0	0	0	0	40	40	32.4	505	7	0
MTA Camp Santiago Rq 577		Army Guard	Salinas, Salinas	363	851,715	0	0	0	0	11,930	11,930	273.4	344	1	79
NG Fort Allen		Army Guard	Juana Diaz	105	422,822	0	0	0	0	776	776	138.8	1,412	57	0
Ramey USARC/Aquadilla		Army Reserve	Aguadilla	7	170,196	0	0	0	0	64	64	31.1	684	16	0
Roosevelt Rds Nav Sta USARC		Army Reserve	Roosevelt Ros Naval Sta	6	93,834	0	0	0	0	54	54	25.2	617	9	0
<b>* OTHER SITE(S) : 9</b>				26	103,559	3	3,748	0	0	19	19	32.4	927	8	0
<b>Puerto Rico Total:</b>				<b>857</b>	<b>3,774,727</b>	<b>3</b>	<b>3,748</b>	<b>5</b>	<b>24,162</b>	<b>13,700</b>	<b>13,700</b>	<b>1,254.6</b>	<b>7,092</b>	<b>1,224</b>	<b>666</b>
<b><u>Rhode Island</u></b>															
NG Camp Fogarty TS		Army Guard	East Greenwich	36	279,303	0	0	0	0	374	374	82.8	795	95	4
<b>* OTHER SITE(S) : 11</b>				25	225,939	3	4,716	0	0	150	157	59.3	1,262	28	0
<b>Rhode Island Total:</b>				<b>61</b>	<b>505,242</b>	<b>3</b>	<b>4,716</b>	<b>0</b>	<b>0</b>	<b>524</b>	<b>531</b>	<b>142.2</b>	<b>2,057</b>	<b>123</b>	<b>4</b>
<b><u>South Carolina</u></b>															
1LT Thomas Kukowski USARC		Army Reserve	Greenville	3	88,171	2	20,158	0	0	3	18	21.6	631	1	0
Fort Jackson		Army Active	Columbia	944	10,162,035	0	0	36	54,889	52,301	52,301	2,819.9	21,962	2,557	1,734
N Charleston USARC/AMSA 121		Army Reserve	North Charleston	2	77,378	0	0	0	0	16	16	16.3	0	0	0
NG MTA Clarks Hill Reservation		Army Guard	Plum Branch	32	37,283	0	0	0	0	871	871	13.9	0	0	4
<b>* OTHER SITE(S) : 12</b>				30	177,876	0	0	0	0	41	50	39.2	1,007	22	0

\* US Locations that do not meet criteria of at least ten (10) Acres AND at least \$10M PRV. US Territories and Non-US Locations that do not meet criteria of at least ten (10) Acres OR at least \$10M PRV.

**DEPARTMENT OF DEFENSE - Army**  
**Base Structure Report - As of 30 Sept 2011**

SITE	BRAC 2005	COMPONENT	NAME NEAREST CITY	BUILDINGS						ACRES OWNED	TOTAL ACRES	PRV (\$M)	MIL	CIV	OTHER
				OWNED		LEASED		OTHER							
				COUNT	SQFT	COUNT	SQFT	COUNT	SQFT						
<b>South Carolina Total:</b>				<b>1,011</b>	<b>10,542,742</b>	<b>2</b>	<b>20,158</b>	<b>36</b>	<b>54,889</b>	<b>53,232</b>	<b>53,256</b>	<b>2,910.9</b>	<b>23,600</b>	<b>2,580</b>	<b>1,738</b>
<b>South Dakota</b>															
MSG Woodrow Wilson Keeble MD		Army Reserve	Sioux Falls	3	49,130	0	0	0	0	11	11	11.7	275	0	0
* OTHER SITE(S) : 6				10	58,407	0	0	0	0	12	896	13.8	33	0	0
<b>South Dakota Total:</b>				<b>13</b>	<b>107,537</b>	<b>0</b>	<b>0</b>	<b>0</b>	<b>0</b>	<b>23</b>	<b>907</b>	<b>25.5</b>	<b>308</b>	<b>0</b>	<b>0</b>
<b>Tennessee</b>															
CSM Paul B. Huff USARC		Army Reserve	Nashville	3	49,764	0	0	0	0	15	15	10.0	93	0	0
Fort Campbell TN		Army Active	Clarksville	779	7,568,654	0	0	865	2,397,465	69,301	69,301	2,787.5	0	16	0
Hewgley USARC		Army Reserve	Knoxville	2	52,500	0	0	0	0	10	10	10.8	491	14	0
Holston AAP		Army Active	Kingsport	524	2,457,186	0	0	2	18,300	6,117	6,117	856.8	1	20	189
Lyell MD/AMSA 153(G)		Army Reserve	Nashville	6	103,470	0	0	0	0	14	14	20.5	953	19	0
Milan AAP		Army Active	Milan	1,422	3,648,712	0	0	0	0	22,357	22,357	1,192.6	1	22	0
NG VTS Milan		Army Guard	Milan	64	225,422	0	0	1	2,433	2,490	2,490	62.4	208	27	23
NG VTS Smyrna		Army Guard	Smyrna	42	508,897	0	0	11	102,689	847	857	157.6	1,367	106	90
NG VTS Tullahoma		Army Guard	Tullahoma	33	58,100	0	0	0	0	7,393	7,393	40.3	125	0	40
NSA Millington USARC		Army Reserve	Millington	6	129,180	0	0	0	0	20	20	24.6	903	0	0
* OTHER SITE(S) : 25				91	4,145,593	17	23,463	0	0	354	367	647.4	715	34	0
<b>Tennessee Total:</b>				<b>2,972</b>	<b>18,947,478</b>	<b>17</b>	<b>23,463</b>	<b>879</b>	<b>2,520,887</b>	<b>108,918</b>	<b>108,942</b>	<b>5,810.5</b>	<b>4,857</b>	<b>258</b>	<b>342</b>
<b>Texas</b>															
Austin Memorial MD		Army Reserve	Austin	3	72,525	0	0	0	0	11	13	14.3	575	18	0
Camp Swift		Army Guard	Bastrop	101	239,702	0	0	0	0	0	11,715	87.0	487	6	5
Conroe USARC/ASF 62		Army Reserve	Conroe	9	111,807	0	0	0	0	0	44	36.2	607	0	0
Corpus Christi 2 MD		Army Reserve	Corpus Christi	4	71,635	0	0	0	0	142	142	11.3	74	0	0
Ellington Field MD		Army Reserve	Houston	1	172,919	0	0	0	0	42	42	36.5	0	0	0
Fort Bliss		Army Active	El Paso	1,057	17,247,303	300	556,313	3,088	7,619,190	122,127	122,127	7,012.4	32,092	4,794	3,226
Fort Hood		Army Active	Killeen	2,001	20,588,088	311	378,799	3,264	11,433,554	208,932	214,223	8,804.8	50,285	5,206	3,662
Fort Wolters		Army Guard	Mineral Wells	58	110,431	0	0	2	3,200	3,990	3,990	67.5	128	7	15
Grand Prairie Reserve Complex		Army Reserve	Grand Prairie	32	422,864	0	0	0	0	68	68	87.7	2,025	0	0
Houston USARC 2		Army Reserve	Houston	7	76,661	0	0	0	0	12	12	16.3	667	18	0
Lone Star AAP		Army Active	Texarkana	918	3,256,334	0	0	0	0	15,571	15,571	1,064.1	0	0	0
Longhorn AAP		Army Active	Marshall	379	1,080,134	0	0	0	0	8,493	8,493	318.6	0	0	0
NG Houston - Westheimer		Army Guard	Houston	4	94,915	0	0	0	0	29	29	18.9	601	69	0
NG Saginaw		Army Guard	Fort Worth	23	182,076	0	0	0	0	143	143	45.3	0	76	148
NG Temple		Army Guard	Temple	6	61,876	0	0	0	0	20	20	17.1	517	1	0
Red River Army Depot		Army Active	Texarkana	1,183	7,626,667	24	441,658	14	38,055	18,698	18,704	1,857.6	232	3,005	357
Seagoville USARC		Army Reserve	Seagoville	10	132,278	0	0	0	0	206	206	39.7	1,143	21	0

\* US Locations that do not meet criteria of at least ten (10) Acres AND at least \$10M PRV. US Territories and Non-US Locations that do not meet criteria of at least ten (10) Acres OR at least \$10M PRV.

**DEPARTMENT OF DEFENSE - Army**  
**Base Structure Report - As of 30 Sept 2011**

SITE	BRAC 2005	COMPONENT	NAME NEAREST CITY	BUILDINGS						ACRES OWNED	TOTAL ACRES	PRV (\$M)	MIL	CIV	OTHER
				OWNED		LEASED		OTHER							
				COUNT	SQFT	COUNT	SQFT	COUNT	SQFT						
<b>* OTHER SITE(S) : 101</b>				332	1,643,026	53	292,338	2	60,891	10,291	10,356	445.5	5,621	114	0
<b>Texas Total:</b>				<b>6,128</b>	<b>53,191,241</b>	<b>688</b>	<b>1,669,108</b>	<b>6,370</b>	<b>19,154,890</b>	<b>388,775</b>	<b>405,899</b>	<b>19,980.7</b>	<b>95,054</b>	<b>13,335</b>	<b>7,413</b>
<b>Utah</b>															
Deseret Chemical Depot		Army Active	Stockton	326	1,382,518	0	0	2	960	4,198	19,364	486.8	2	379	4
Dugway Proving Ground		Army Active	Dugway	621	2,374,416	1	2,880	5	82,232	19,830	798,214	1,348.6	164	686	136
Fort Douglas MD Complex		Army Reserve	Salt Lake City	22	403,255	1	6,204	0	0	0	54	98.8	1,697	32	2
Frank M. Browning USARC		Army Reserve	Ogden	3	52,913	0	0	0	0	138	138	15.8	576	0	0
Green River Test Complex		Army Active	Green River	32	52,862	0	0	0	0	2,009	3,628	46.5	0	0	0
Kenichi (Ken) Uchida USARC		Army Reserve	Salt Lake City	4	55,448	0	0	0	0	10	10	13.9	324	0	0
MTA-L Camp Williams		Army Guard	Riverton	119	91,361	0	0	174	916,063	0	21,379	319.9	3,110	49	239
NG Saint George/FMS 5B		Army Guard	St. George	9	55,887	0	0	0	0	0	70	12.5	255	0	1
Ogden Maintenance Center 269		Army Reserve	Ogden	3	126,272	0	0	0	0	12	12	30.5	109	33	0
Ogden Storage Facility 11-C		Army Reserve	Ogden	2	292,500	0	0	0	0	28	28	46.9	0	0	0
Tooele Army Depot		Army Active	Tooele	1,060	2,630,606	21	666,852	1	4,617	19,887	23,914	1,506.5	5	888	70
<b>* OTHER SITE(S) : 7</b>				19	137,061	2	20,880	0	0	12	21	41.9	801	4	0
<b>Utah Total:</b>				<b>2,220</b>	<b>7,655,099</b>	<b>25</b>	<b>696,816</b>	<b>182</b>	<b>1,003,872</b>	<b>46,124</b>	<b>866,832</b>	<b>3,968.6</b>	<b>7,043</b>	<b>2,071</b>	<b>452</b>
<b>Vermont</b>															
NG Ethan Allen AFB MTA		Army Guard	Colchester	39	227,206	0	0	0	0	667	667	51.0	504	63	1
NG So Burlington AASF and RC		Army Guard	South Burlington	2	149,630	0	0	0	0	27	27	43.0	150	3	4
NG TS Ethan Allen Range		Army Guard	Jericho	94	311,743	0	0	4	7,220	11,219	11,219	112.9	451	11	47
<b>* OTHER SITE(S) : 6</b>				10	149,021	2	38,600	0	0	18	24	42.0	529	0	1
<b>Vermont Total:</b>				<b>145</b>	<b>837,600</b>	<b>2</b>	<b>38,600</b>	<b>4</b>	<b>7,220</b>	<b>11,931</b>	<b>11,937</b>	<b>248.8</b>	<b>1,634</b>	<b>77</b>	<b>53</b>
<b>Virgin Islands</b>															
NG 210th RTI Hams Bluff		Army Guard	Frederiksted	1	0	0	0	2	6,300	22	22	5.8	17	0	0
NG Bethlehem Military Compound		Army Guard	Christiansted	14	121,189	0	0	0	0	69	69	46.4	35	10	0
NG Sprat Hall		Army Guard	Frederiksted	2	26,886	0	0	1	0	12	12	11.7	64	0	0
<b>* OTHER SITE(S) : 2</b>				0	0	3	16,600	5	32,175	0	3	15.5	472	125	0
<b>Virgin Islands Total:</b>				<b>17</b>	<b>148,075</b>	<b>3</b>	<b>16,600</b>	<b>8</b>	<b>38,475</b>	<b>103</b>	<b>106</b>	<b>79.3</b>	<b>588</b>	<b>135</b>	<b>0</b>
<b>Virginia</b>															
Arlington National Cemetery		Army Active	Arlington	33	174,407	0	0	1	96	625	625	55.6	0	0	0
Defense General Supply Center		Army Active	Richmond	77	6,408,638	0	0	0	0	674	674	1,075.1	124	33	45
Fort A P Hill		Army Active	Bowling Green	402	1,232,831	0	0	82	13,321	75,794	75,819	650.8	2,418	380	290
Fort Belvoir		Army Active	Fort Belvoir	466	9,180,302	0	0	935	3,661,187	8,670	8,670	3,485.2	9,292	24,343	1,695
Fort Lee		Army Active	Fort Lee	432	9,613,879	0	0	246	553,175	5,805	5,907	2,651.6	14,242	3,939	1,009
Fort Monroe		Army Active	Hampton	274	2,019,810	0	0	5	208,293	566	566	527.1	1,138	1,441	89

\* US Locations that do not meet criteria of at least ten (10) Acres AND at least \$10M PRV. US Territories and Non-US Locations that do not meet criteria of at least ten (10) Acres OR at least \$10M PRV.

**DEPARTMENT OF DEFENSE - Army**  
**Base Structure Report - As of 30 Sept 2011**

SITE	BRAC 2005	COMPONENT	NAME NEAREST CITY	BUILDINGS						ACRES OWNED	TOTAL ACRES	PRV (\$M)	MIL	CIV	OTHER
				OWNED		LEASED		OTHER							
				COUNT	SQFT	COUNT	SQFT	COUNT	SQFT						
Fort Myer		Army Active	Arlington	178	3,116,349	0	0	1	15,094	1,244	1,244	755.1	2,040	840	923
Fort Pickett, ARNG MTC		Army Guard	Blackstone	577	2,560,132	0	0	0	0	83,872	85,341	961.4	2,101	217	441
NG AASF Byrd Field		Army Guard	Sandston	23	106,027	0	0	0	0	0	92	38.6	423	69	0
NG Army Guard Readiness Center		Army Guard	Arlington	3	463,710	0	0	0	0	15	15	80.4	3,065	908	37
NG Camp Pendleton SMR		Army Guard	Virginia Beach	0	0	0	0	129	387,305	28	257	92.9	0	0	88
NG Sandston Armory		Army Guard	Sandston	21	73,940	0	0	0	0	29	29	18.9	227	35	0
Radford AAP		Army Active	Radford	1,131	4,059,966	0	0	0	0	6,901	6,901	1,433.6	1	58	0
Rivanna Station		Army Active	Charlottesville	3	260,178	0	0	0	0	76	76	29.8	94	703	0
<b>* OTHER SITE(S) : 26</b>				53	4,722,794	11	12,026	2	14,508	165	170	2,968.4	2,047	31	0
<b>Virginia Total:</b>				<b>3,673</b>	<b>43,992,962</b>	<b>11</b>	<b>12,026</b>	<b>1,401</b>	<b>4,852,979</b>	<b>184,464</b>	<b>186,387</b>	<b>14,824.5</b>	<b>37,212</b>	<b>32,997</b>	<b>4,617</b>
<b>Washington</b>															
AMSA 137 (Marine)		Army Reserve	Tacoma	2	68,962	0	0	0	0	0	10	37.9	763	17	0
Fort Lawton USAR Complex		Army Reserve	Seattle	10	117,663	0	0	0	0	38	38	34.0	1,038	14	0
Fort Lewis		Army Active	Tacoma	2,191	24,214,380	2	52	2,861	7,185,788	84,932	90,702	10,949.0	34,175	5,254	2,984
Grant Training Annex		Army Active	Moses Lake	0	0	1	0	0	0	0	35	34.0	0	0	0
Marysville MD		Army Reserve	Marysville	2	166,106	0	0	0	0	25	25	54.7	0	0	0
NG Kent		Army Guard	Kent	8	86,035	0	0	0	0	15	15	22.5	635	0	2
SSG Joe R. Hooper USARC		Army Reserve	Bothell	7	101,749	0	0	0	0	41	41	32.4	301	2	0
Vancouver Barracks		Army Reserve	Vancouver	28	231,772	0	0	0	0	0	42	65.3	800	5	0
Vancouver MD		Army Reserve	Vancouver	3	115,727	0	0	0	0	19	19	25.1	0	0	0
Yakima Training Center		Army Active	Yakima	230	861,063	0	0	0	0	295,724	323,432	737.5	971	205	36
<b>* OTHER SITE(S) : 19</b>				32	198,849	2	23,883	4	68,567	385	1,520	80.8	1,317	18	0
<b>Washington Total:</b>				<b>2,513</b>	<b>26,162,307</b>	<b>5</b>	<b>23,935</b>	<b>2,865</b>	<b>7,254,355</b>	<b>381,180</b>	<b>415,880</b>	<b>12,073.0</b>	<b>40,000</b>	<b>5,515</b>	<b>3,022</b>
<b>West Virginia</b>															
Big Bend USARC / OMS		Army Reserve	Bigbend	2	19,244	0	0	0	0	13	13	25.2	37	0	0
Charleston MD / AMSA 107		Army Reserve	Charleston	2	71,150	0	0	0	0	12	12	16.2	275	18	0
NG Camp Dawson MD		Army Guard	Kingwood	3	58,797	0	0	0	0	10	10	13.2	0	0	0
NG Eleanor		Army Guard	Red House	8	394,277	0	0	0	0	47	47	75.0	383	68	5
NG Volkstone		Army Guard	Kingwood	1	2,800	0	0	0	0	504	504	14.9	0	0	0
Ohio Co A/P USARC / AMSA 109		Army Reserve	Wheeling	3	42,570	0	0	0	0	0	29	10.7	206	14	0
<b>* OTHER SITE(S) : 26</b>				58	483,861	1	13,769	0	0	162	212	115.8	2,425	64	3
<b>West Virginia Total:</b>				<b>77</b>	<b>1,072,699</b>	<b>1</b>	<b>13,769</b>	<b>0</b>	<b>0</b>	<b>747</b>	<b>826</b>	<b>271.1</b>	<b>3,326</b>	<b>164</b>	<b>8</b>
<b>Wisconsin</b>															
Badger AAP		Army Active	Baraboo	315	1,342,239	0	0	0	0	3,581	3,581	564.7	0	4	50
Denis J. Murphy USARC/AMSA/OMS		Army Reserve	Green Bay	2	58,023	0	0	0	0	15	15	15.3	306	19	0

\* US Locations that do not meet criteria of at least ten (10) Acres AND at least \$10M PRV. US Territories and Non-US Locations that do not meet criteria of at least ten (10) Acres OR at least \$10M PRV.

**DEPARTMENT OF DEFENSE - Army**  
**Base Structure Report - As of 30 Sept 2011**

SITE	BRAC 2005	COMPONENT	NAME NEAREST CITY	BUILDINGS						ACRES OWNED	TOTAL ACRES	PRV (\$M)	MIL	CIV	OTHER
				OWNED		LEASED		OTHER							
				COUNT	SQFT	COUNT	SQFT	COUNT	SQFT						
Fort McCoy		Army Reserve	Sparta	1,390	6,581,951	82	166,205	13	106,751	59,198	127,730	2,291.0	4,208	1,216	401
W. Silver Spring Complex		Army Reserve	Milwaukee	26	330,467	0	0	0	0	127	127	85.4	844	1	4
Wausau USARC		Army Reserve	Wausau	2	43,342	0	0	0	0	13	13	10.6	329	0	0
<b>* OTHER SITE(S) : 28</b>				48	391,065	9	111,100	0	0	125	200	166.0	1,552	24	0
<b>Wisconsin Total:</b>				<b>1,783</b>	<b>8,747,087</b>	<b>91</b>	<b>277,305</b>	<b>13</b>	<b>106,751</b>	<b>63,059</b>	<b>131,664</b>	<b>3,132.9</b>	<b>7,239</b>	<b>1,264</b>	<b>455</b>
<b>Wyoming</b>															
<b>* OTHER SITE(S) : 5</b>				0	0	1	30,000	0	0	0	8,872	6.7	24	0	0
<b>Wyoming Total:</b>				<b>0</b>	<b>0</b>	<b>1</b>	<b>30,000</b>	<b>0</b>	<b>0</b>	<b>0</b>	<b>8,872</b>	<b>6.7</b>	<b>24</b>	<b>0</b>	<b>0</b>
<b>US/US Territories Total:</b>				<b>77,838</b>	<b>643,893,576</b>	<b>2,647</b>	<b>13,646,969</b>	<b>36,092</b>	<b>134,502,693</b>	<b>5,343,572</b>	<b>13,840,230</b>	<b>265,061.9</b>	<b>851,368</b>	<b>255,295</b>	<b>71,878</b>

\* US Locations that do not meet criteria of at least ten (10) Acres AND at least \$10M PRV. US Territories and Non-US Locations that do not meet criteria of at least ten (10) Acres OR at least \$10M PRV.

**DEPARTMENT OF DEFENSE - Army**  
**Base Structure Report - As of 30 Sept 2011**

SITE	BRAC 2005	COMPONENT	NAME NEAREST CITY	BUILDINGS						ACRES OWNED	TOTAL ACRES	PRV (\$M)	MIL	CIV	OTHER
				OWNED		LEASED		OTHER							
				COUNT	SQFT	COUNT	SQFT	COUNT	SQFT						
<b>Belgium</b>															
Brussels		Army Active	Brussels	0	0	11	181,921	0	0	0	0	62.9	388	637	244
Chateau Gendebien		Army Active	Mons	1	1,620	1	4,453	4	21,842	0	20	7.6	20	0	5
Chievres AB		Army Active	Chievres Ab	55	365,736	0	0	64	402,641	0	1,012	435.1	138	107	295
Daumerie Caserne		Army Active	Chievres	2	328	0	0	37	251,650	0	26	110.8	122	130	148
Mons		Army Active	Mons	1	7,112	11	193,222	0	0	0	0	39.5	0	0	0
Shape Headquarters		Army Active	Mons	5	41,807	0	0	35	434,857	0	0	172.1	878	255	219
Sterrebeek Dependent School		Army Active	Brussels	12	111,694	0	0	0	0	16	16	49.6	14	50	52
* OTHER SITE(S) : 2				1	151	5	26,908	1	1,245	0	0	6.0	86	0	2
<b>Belgium Total:</b>				<b>77</b>	<b>528,447</b>	<b>28</b>	<b>406,504</b>	<b>141</b>	<b>1,112,235</b>	<b>16</b>	<b>1,074</b>	<b>883.6</b>	<b>1,646</b>	<b>1,179</b>	<b>965</b>
<b>Colombia</b>															
* OTHER SITE(S) : 1				0	0	24	51,473	0	0	0	0	7.4	0	0	0
<b>Colombia Total:</b>				<b>0</b>	<b>0</b>	<b>24</b>	<b>51,473</b>	<b>0</b>	<b>0</b>	<b>0</b>	<b>0</b>	<b>7.4</b>	<b>0</b>	<b>0</b>	<b>0</b>
<b>Dominican Republic</b>															
* OTHER SITE(S) : 1				0	0	1	2,500	0	0	0	0	0.4	0	0	0
<b>Dominican Republic Total:</b>				<b>0</b>	<b>0</b>	<b>1</b>	<b>2,500</b>	<b>0</b>	<b>0</b>	<b>0</b>	<b>0</b>	<b>0.4</b>	<b>0</b>	<b>0</b>	<b>0</b>
<b>El Salvador</b>															
* OTHER SITE(S) : 1				0	0	1	4,004	0	0	0	0	0.6	0	0	0
<b>El Salvador Total:</b>				<b>0</b>	<b>0</b>	<b>1</b>	<b>4,004</b>	<b>0</b>	<b>0</b>	<b>0</b>	<b>0</b>	<b>0.6</b>	<b>0</b>	<b>0</b>	<b>0</b>
<b>Germany</b>															
Amelia Earhart Hotel		Army Active	Wiesbaden	10	2,325	0	0	1	216,207	0	6	80.0	12	250	118
American Arms Hotel		Army Active	Wiesbaden	1	363	0	0	3	292,031	0	5	105.4	0	146	3
Anderson Barracks		Army Active	Dexheim	44	166,999	0	0	20	230,760	0	105	180.5	4	0	0
Ansbach Leased		Army Active	Ansbach	0	0	14	59,634	0	0	0	0	10.6	3	0	0
Artillery Kaserne		Army Active	Garmisch	26	5,439	0	0	35	516,585	0	37	155.6	27	98	277
Askren Manor FH		Army Active	Schweinfurt	23	32,337	0	0	58	1,473,622	0	72	341.0	0	88	74
Aukamm Hsg Area		Army Active	Wiesbaden	8	51,124	0	0	111	1,283,489	0	93	312.8	0	24	1
Bamberg		Army Active	Bamberg	0	0	129	507,830	0	0	0	18	92.1	0	0	0
Bamberg Airfield		Army Active	Bamberg	4	9,894	0	0	3	2,676	0	220	51.3	0	0	0
Bamberg Storage & Range Area		Army Active	Bamberg	29	15,813	0	0	31	118,981	0	170	51.2	0	0	0
Barton Barracks		Army Active	Ansbach	10	64,668	0	0	25	382,487	0	33	147.8	116	220	296
Baumholder Airfield		Army Active	Baumholder	4	10,452	0	0	1	1,590	0	47	10.0	0	2	0
Baumholder Family Housing		Army Active	Baumholder	19	25,344	0	0	68	2,257,088	0	95	482.9	0	45	38
Baumholder Hospital		Army Active	Baumholder	6	32,080	0	0	12	189,198	0	13	91.6	155	24	55

\* US Locations that do not meet criteria of at least ten (10) Acres AND at least \$10M PRV. US Territories and Non-US Locations that do not meet criteria of at least ten (10) Acres OR at least \$10M PRV.



**DEPARTMENT OF DEFENSE - Army**  
**Base Structure Report - As of 30 Sept 2011**

SITE	BRAC 2005	NAME NEAREST CITY	BUILDINGS						ACRES OWNED	TOTAL ACRES	PRV (\$M)	MIL	CIV	OTHER
			OWNED		LEASED		OTHER							
			COUNT	SQFT	COUNT	SQFT	COUNT	SQFT						
Baumholder Qm Area	Army Active	Baumholder	18	37,407	0	0	29	360,446	0	60	95.0	0	4	14
Benjamin Franklin VII Family Housing	Army Active	Mannheim	42	190,720	0	0	184	4,376,650	0	220	1,020.5	74	303	356
Bensheim Maint And Supply Facility	Army Active	Bensheim	0	0	0	0	1	82,844	0	8	14.5	0	0	0
Bleidorn Family Housing	Army Active	Ansbach	4	17,206	0	0	25	661,068	0	34	148.6	1	11	10
Boeblingen Family Housing	Army Active	Boeblingen	4	13,935	0	0	22	517,037	1	24	119.0	0	1	76
Boeblingen Range	Army Active	Boeblingen	2	5,157	0	0	6	6,545	0	18	5.8	0	4	3
Boeblingen Training Area	Army Active	Boeblingen	11	7,234	0	0	36	33,126	0	1,419	35.0	0	1	0
Breitenau Skeet Range	Army Active	Garmisch	0	0	0	0	1	4,439	0	50	0.9	0	0	0
Breitenwald Training Area	Army Active	Landstuhl	6	6,634	0	0	2	1,045	0	127	3.1	0	1	1
Camp Oppenheim Tng Area	Army Active	Oppenheim	0	0	0	0	0	0	0	132	0.4	0	0	0
Campbell Barracks	Army Active	Heidelberg	34	57,411	0	0	30	955,223	0	42	384.4	907	805	235
Cardwell Village Fam Hsg	Army Active	Hanau	1	53	0	0	15	267,994	0	10	62.3	0	0	0
Coleman Barracks	Army Active	Mannheim	94	277,162	0	0	140	1,600,472	0	583	718.4	1,121	73	196
Conn Barracks	Army Active	Schweinfurt	231	507,156	0	0	50	1,326,089	0	502	709.8	1,987	44	121
Crestview Hsg Area	Army Active	Wiesbaden	0	0	0	0	64	1,106,432	0	33	225.8	0	0	0
Daenner Kaserne	Army Active	Kaiserlautern	24	31,968	0	0	28	427,088	0	31	128.9	569	86	229
Darmstadt Training Center	Army Active	Darmstadt	19	58,228	0	0	5	43,897	0	125	43.8	23	70	12
Dautphe Boy Scout Camp	Army Active	Giessen	18	4,339	0	0	12	12,933	0	182	10.8	0	0	0
Dexheim Fam Hsg	Army Active	Dexheim	25	167,378	0	0	13	265,443	0	32	114.8	0	0	0
Dexheim Missile Fac	Army Active	Dexheim	27	19,822	0	0	29	226,033	0	45	92.3	0	0	0
East Camp Grafenwoehr	Army Active	Hof	521	3,198,882	0	0	602	3,569,247	0	2,698	2,285.2	5,723	443	2,051
Echterdingen Airfield	Army Active	Stuttgart	12	27,834	0	0	16	161,661	0	54	72.1	42	20	30
Egelsbach Transmitter Fac	Army Active	Langen	3	2,509	0	0	5	6,762	75	76	5.9	0	0	0
Finthen Airfield	Army Active	Mainz	15	6,153	0	0	1	855	0	107	6.9	0	0	0
Fintherlandstr Family Housing	Army Active	Mainz	2	120	0	0	18	190,855	0	9	39.9	0	0	0
Fliegerhorst Airfield Kaserne	Army Active	Hanau	52	223,414	0	0	97	1,796,487	0	623	746.8	0	0	0
Flynn FH & Training Areas	Army Active	Bamberg	99	251,120	0	0	62	1,392,967	0	2,619	397.8	0	114	3
Freihoelser Tng Area	Army Active	Amberg	12	11,460	0	0	0	0	0	339	11.5	0	0	0
Friedrichsfeld QM Service Ctr	Army Active	Mannheim	16	13,563	0	0	6	228,300	0	39	68.3	0	1	10
Friedrichsfeld Storage Area	Army Active	Mannheim	3	470	0	0	1	64,102	0	17	11.1	0	0	0
Funari Barracks	Army Active	Mannheim	18	36,694	0	0	15	308,748	0	27	116.9	25	262	81
Garmisch Family Housing	Army Active	Garmisch	5	2,448	0	0	20	345,004	0	83	86.3	0	22	12
Garmisch Golf Course	Army Active	Garmisch	8	8,141	0	0	1	3,321	0	72	7.2	0	0	0
General Abrams Hotel And Disp	Army Active	Garmisch	0	0	0	0	10	215,918	0	11	63.6	0	0	0
Germersheim Army Depot	Army Active	Germersheim	128	1,444,835	0	0	21	458,430	0	454	568.8	18	140	418
Giessen General Depot	Army Active	Giessen	33	28,956	0	0	38	1,344,483	92	92	356.2	0	21	385
Grafenwoehr	Army Active	Grafenwoehr	0	0	1,529	4,605,141	0	0	0	168	765.8	13	0	0
Grafenwoehr Training Area	Army Active	Grafenwoehr	588	390,041	0	0	12	11,852	0	51,676	652.2	4	0	1
Grossauheim Kaserne	Army Active	Gross Auheim	15	119,176	0	0	36	812,231	0	45	240.8	0	0	0
Gruenstadt AAFES Fac	Army Active	Gruenstadt	9	47,178	0	0	14	322,093	0	18	90.9	0	0	343

\* US Locations that do not meet criteria of at least ten (10) Acres AND at least \$10M PRV. US Territories and Non-US Locations that do not meet criteria of at least ten (10) Acres OR at least \$10M PRV.

**DEPARTMENT OF DEFENSE - Army**  
**Base Structure Report - As of 30 Sept 2011**

SITE	BRAC 2005	NAME NEAREST CITY	BUILDINGS						ACRES OWNED	TOTAL ACRES	PRV (\$M)	MIL	CIV	OTHER
			OWNED		LEASED		OTHER							
			COUNT	SQFT	COUNT	SQFT	COUNT	SQFT						
Hainerberg Housing and Shop Ctr	Army Active	Wiesbaden	30	234,268	0	0	78	1,959,412	0	165	570.0	0	245	397
Hammonds Barracks	Army Active	Seckenheim	2	291	0	0	9	254,771	0	17	91.6	17	163	275
Hanau	Army Active	Hanau	0	0	3	57,185	0	0	0	0	10.9	0	0	0
Hausberg Ski Area	Army Active	Garmisch	2	8,461	0	0	0	0	17	30	1.3	0	0	0
Heidelberg Army Heliport	Army Active	Heidelberg	13	17,278	0	0	9	49,663	0	45	49.6	32	2	55
Heidelberg Community Sup Ctr	Army Active	Heidelberg	28	58,223	0	0	13	362,806	0	27	121.0	13	50	467
Heidelberg Golf Course	Army Active	Heidelberg	10	16,123	0	0	0	0	0	125	15.0	0	0	27
Heidelberg Hospital	Army Active	Heidelberg	19	4,603	0	0	24	515,664	0	23	245.3	626	272	136
Hill 365 Radio Relay Fac	Army Active	Kaiserlautern	5	901	0	0	1	3,948	0	17	2.8	0	0	0
Hohenfels	Army Active	Hohenfels	0	0	499	1,252,542	0	0	0	0	213.3	7	2	0
Hohenfels Training Area	Army Active	Hohenfels	639	1,369,847	1	151	362	1,780,217	0	40,023	1,508.9	2,519	359	906
Hommertshausen Girl Scout Camp	Army Active	Mannheim	22	10,478	0	0	0	0	0	84	5.6	0	0	0
Hoppstaedten Waterworks	Army Active	Baumholder	2	3,085	0	0	4	24,555	0	27	26.3	0	0	0
Husterhoeh Kaserne	Army Active	Pirmasens	46	500,352	0	0	25	508,590	0	132	239.5	31	39	434
Illesheim Leased	Army Active	Illesheim	0	0	86	238,383	0	0	0	0	42.6	7	0	0
Kaiserslautern	Army Active	Kaiserslautern	1	44,485	0	0	0	0	0	472	22.4	57	33	54
Kaiserslautern Army Depot	Army Active	Kaiserslautern	98	702,457	0	0	57	896,845	0	606	465.2	3	115	1,225
Kaiserslautern Equip Spt Ctr	Army Active	Kaiserslautern	25	35,925	0	0	19	180,281	0	51	60.2	6	1	36
Kastel Housing Area	Army Active	Wiesbaden	9	16,886	0	0	11	372,832	0	28	105.7	0	4	14
Katterbach Kaserne	Army Active	Ansbach	58	213,826	0	0	100	2,495,673	0	434	858.0	1,252	148	241
Kefurt & Craig Village Family Housing	Army Active	Stuttgart	1	921	0	0	41	1,048,610	0	38	220.5	0	1	27
Kelley Barracks (GE44F)	Army Active	Stuttgart	31	118,179	0	0	27	748,901	6	72	302.6	796	634	291
Kilbourne Kaserne	Army Active	Heidelberg	9	10,638	0	0	17	87,076	0	13	37.9	49	55	47
Kitzingen	Army Active	Kitzingen	0	0	272	633,164	0	0	0	0	113.9	0	0	0
Kitzingen Tng Areas	Army Active	Kitzingen	4	4,951	0	0	26	40,948	0	2,827	48.6	0	0	0
Kleber Kaserne	Army Active	Kaiserslautern	57	282,771	0	0	31	778,814	0	77	347.3	704	558	785
Kornwestheim Golf Course	Army Active	Kornwestheim	5	27,918	0	0	1	435	0	320	14.4	0	1	22
Lampertheim Training Area	Army Active	Lampertheim	4	722	0	0	1	516	0	4,192	32.3	0	0	0
Landstuhl Heliport	Army Active	Landstuhl	40	82,946	0	0	0	0	0	113	52.3	181	26	21
Landstuhl Hospital	Army Active	Landstuhl	100	250,607	0	0	74	1,549,665	0	165	884.5	1,472	583	411
Langen Terrace Family Housing Area	Army Active	Langen	11	15,195	0	0	15	285,521	0	16	66.2	0	0	0
Ledward Barracks	Army Active	Schweinfurt	157	247,492	0	0	53	1,388,713	0	161	542.7	1,715	174	714
Mainz	Army Active	Mainz	0	0	1	1,967	0	0	0	120	0.7	0	0	0
Mainz-Kastel Station	Army Active	Wiesbaden	15	24,368	0	0	30	767,229	0	58	228.7	106	229	314
Mannheim Class III Point	Army Active	Mannheim	8	13,500	0	0	6	14,125	0	28	14.5	0	0	0
Mark Twain Village Family Housing	Army Active	Heidelberg	10	35,162	0	0	69	2,018,444	0	61	504.7	60	357	175
McCully Barracks	Army Active	Wackernheim	30	193,883	0	0	39	366,886	0	74	191.9	0	13	10
Messel Small Arms Range	Army Active	Darmstadt	7	5,783	0	0	2	752	0	52	10.0	0	0	0
Miesau	Army Active	Miesau	0	0	0	0	0	0	0	7	11.1	0	0	0
Miesau Ammo Depot	Army Active	Miesau	124	840,063	0	0	498	1,537,182	0	2,326	756.4	396	86	269

\* US Locations that do not meet criteria of at least ten (10) Acres AND at least \$10M PRV. US Territories and Non-US Locations that do not meet criteria of at least ten (10) Acres OR at least \$10M PRV.

**DEPARTMENT OF DEFENSE - Army**  
**Base Structure Report - As of 30 Sept 2011**

SITE	BRAC 2005	COMPONENT	NAME NEAREST CITY	BUILDINGS						ACRES OWNED	TOTAL ACRES	PRV (\$M)	MIL	CIV	OTHER
				OWNED		LEASED		OTHER							
				COUNT	SQFT	COUNT	SQFT	COUNT	SQFT						
Moehringen Family Housing		Army Active	Stuttgart	1	80	0	0	34	399,938	0	32	78.1	0	1	0
Nathan Hale Qm Area		Army Active	Darmstadt	18	57,978	0	0	26	369,054	1	39	119.7	0	0	0
Oberammergau NATO School		Army Active	Garmisch	3	1,827	0	0	4	43,010	0	0	14.6	133	11	339
Oberdachstetten Training Area		Army Active	Ansbach	22	26,650	0	0	76	244,186	0	884	102.5	0	0	0
Oftersheim Small Arms Range		Army Active	Heidelberg	6	3,722	0	0	3	9,551	0	35	8.5	0	3	3
Panzer Kaserne (GE642)		Army Active	Kaiserlautern	5	1,212	0	0	10	303,644	0	19	107.8	1,295	266	172
Panzer Kaserne (GE643)		Army Active	Stuttgart	24	225,570	0	0	40	1,274,496	2	111	480.1	1,120	227	543
Patch Barracks		Army Active	Stuttgart	40	390,810	0	0	40	1,163,246	1	110	539.8	2,669	825	402
Patrick Henry Village Family Housing		Army Active	Heidelberg	59	434,826	0	0	192	2,951,233	0	250	833.4	12	273	616
Patton Barracks		Army Active	Heidelberg	27	80,369	0	0	27	658,556	0	37	226.6	291	200	340
Pfeffelbach Waterworks		Army Active	Pfeffelbach	1	78	0	0	2	16,896	0	58	21.4	0	0	0
Pulaski Barracks		Army Active	Kaiserlautern	39	70,141	0	0	33	206,276	0	131	105.2	103	137	206
Rheinblick Rec Annex		Army Active	Wiesbaden	6	14,002	0	0	2	14,052	0	175	14.6	0	0	36
Rhine Ordnance Barracks		Army Active	Kaiserlautern	130	455,231	0	0	875	1,958,611	0	3,037	875.0	972	46	234
Robinson Barracks		Army Active	Stuttgart	4	86,810	0	0	4	19,180	1	24	33.1	1	8	36
Robinson-Grenadier Family Housing		Army Active	Stuttgart	2	515	0	0	62	1,493,908	0	135	333.5	0	0	28
Rottershausen Ammo Stor Area		Army Active	Schweinfurt	6	9,661	0	0	25	47,775	0	186	11.7	0	0	0
Sambach AFN Fac		Army Active	Sembach	0	0	0	0	3	1,999	0	10	1.0	0	0	0
Schweinfurt		Army Active	Schweinfurt	0	0	106	604,877	0	0	0	0	107.9	66	0	0
Schweinfurt Training Areas		Army Active	Schweinfurt	98	80,986	0	0	6	12,606	0	10,803	44.6	57	6	17
Schwetzingen Training Area		Army Active	Schwetzingen	1	343	0	0	0	0	0	277	1.1	0	0	0
Sembach Admin Annex (Wing HQ)		Army Active	Sembach	39	571,899	0	0	80	1,771,039	0	279	539.3	298	22	2
Sheridan Barracks		Army Active	Garmisch	4	301,899	0	0	11	401,133	0	29	200.2	65	123	612
Shipton Kaserne		Army Active	Ansbach	82	310,643	0	0	24	246,816	0	388	162.8	762	0	5
Smith Barracks		Army Active	Baumholder	206	624,633	0	0	201	3,158,079	0	1,022	1,432.6	7,140	120	289
South Camp Vilseck		Army Active	Vilseck	569	4,032,374	0	0	137	1,330,389	0	2,193	1,746.6	4,975	493	948
Spinelli Barracks		Army Active	Mannheim	36	14,635	0	0	72	1,505,846	0	198	372.9	44	23	107
Stem Kaserne		Army Active	Seckenheim	3	12,023	0	0	11	47,951	0	10	21.4	14	11	11
Steuben & Weicht Vil Family Housing		Army Active	Stuttgart	2	782	0	0	54	555,685	0	48	112.4	0	1	0
Storck Barracks		Army Active	Illesheim	41	87,569	0	0	98	1,878,780	0	442	650.3	965	97	181
Strassburg Kaserne		Army Active	Baumholder	7	3,302	0	0	27	423,229	0	39	145.9	0	0	0
Stuttgart Admin Facility		Army Active	Stuttgart	0	0	0	0	6	38,388	0	2	10.9	2	0	0
Stuttgart Dependent School		Army Active	Stuttgart	1	301	0	0	4	167,796	0	11	56.3	0	77	21
Sullivan Barracks		Army Active	Mannheim	28	153,650	0	0	52	931,535	0	111	364.0	633	117	346
Sulzheim Training Area		Army Active	Schweinfurt	1	182	0	0	1	190	0	145	11.0	0	0	0
Taylor Barracks		Army Active	Mannheim	79	196,321	0	0	25	654,488	0	113	289.3	332	66	321
Tompkins Barracks		Army Active	Schwetzingen	30	64,491	0	0	32	594,484	0	88	233.9	324	53	68
Vilseck		Army Active	Vilseck	0	0	135	674,154	0	0	0	31	118.7	65	1	0
Wackernhm-Schwabenwaeldchen TA		Army Active	Wackernheim	8	6,750	0	0	7	3,886	0	23	6.2	0	0	0

\* US Locations that do not meet criteria of at least ten (10) Acres AND at least \$10M PRV. US Territories and Non-US Locations that do not meet criteria of at least ten (10) Acres OR at least \$10M PRV.

**DEPARTMENT OF DEFENSE - Army**  
**Base Structure Report - As of 30 Sept 2011**

SITE	BRAC 2005	COMPONENT	NAME NEAREST CITY	BUILDINGS						ACRES OWNED	TOTAL ACRES	PRV (\$M)	MIL	CIV	OTHER
				OWNED		LEASED		OTHER							
				COUNT	SQFT	COUNT	SQFT	COUNT	SQFT						
Warner Barracks		Army Active	Bamberg	201	300,468	0	0	122	2,589,521	0	209	947.0	3,111	343	642
Warner Barracks Family Housing		Army Active	Bamberg	4	746	0	0	13	337,013	0	13	73.6	0	0	0
Weilimdorf Warehouse		Army Active	Stuttgart	0	0	0	0	2	61,758	0	4	12.0	0	0	1
Weisskirchen AFN Trans Fac		Army Active	Weisskirchen	0	0	0	0	6	13,519	0	18	40.9	0	0	0
Wetzel Family Housing		Army Active	Baumholder	9	31,154	0	0	35	1,244,023	0	132	266.8	0	46	4
Wetzel Kaserne		Army Active	Baumholder	21	96,522	0	0	8	99,786	0	215	81.2	0	48	58
Wiesbaden Army Airfield		Army Active	Wiesbaden	90	346,980	0	0	129	2,049,635	0	638	912.7	1,880	714	791
Wiesbaden Small Arms Range		Army Active	Wiesbaden	4	6,758	0	0	7	8,398	0	26	8.0	0	1	0
<b>* OTHER SITE(S) : 52</b>				16	53,346	39	129,327	20	80,698	2	56	76.2	199	45	38
<b>Germany Total:</b>				<b>5,878</b>	<b>22,182,468</b>	<b>2,814</b>	<b>8,764,355</b>	<b>6,325</b>	<b>81,894,191</b>	<b>200</b>	<b>139,682</b>	<b>34,630.2</b>	<b>48,401</b>	<b>11,877</b>	<b>20,219</b>
<b>Italy</b>															
Camp Darby		Army Active	Tirrenia	139	617,879	0	0	1	25,269	0	159	332.9	374	110	408
Camp Ederle		Army Active	Vicenza	219	1,408,840	12	101,481	46	423,931	0	147	973.9	2,804	694	1,135
Coltano Troposcatter Site		Army Active	Coltano	10	44,583	0	0	0	0	0	289	27.7	0	0	0
Dal Molin Airfield		Army Active	Vicenza	0	0	0	0	9	233,488	0	153	89.4	1,547	68	4
Livorno		Army Active	Livorno	0	0	71	250,035	0	0	0	0	55.0	0	0	0
Livorno Supply and Maint Area		Army Active	Livorno	121	1,236,550	0	0	0	0	0	277	398.2	21	38	225
Livorno Training Area		Army Active	Livorno	5	5,727	0	0	0	0	0	50	7.6	0	0	0
Longare Communications Site		Army Active	Vicenza	6	7,741	0	0	27	72,952	0	52	50.2	143	38	3
Pisa Ammo Storage Area		Army Active	Pisa	213	464,975	0	0	0	0	0	2,093	252.2	0	0	2
Vicenza		Army Active	Vicenza	2	3,973	155	1,220,796	3	9,902	0	5	308.1	0	0	0
Vicenza Basic Load Storage Area		Army Active	Vicenza	17	30,417	0	0	0	0	0	34	17.4	0	0	0
Vicenza Family Housing		Army Active	Vicenza	221	705,562	0	0	1	2,793	0	82	241.2	0	0	1
<b>* OTHER SITE(S) : 3</b>				11	5,137	0	0	0	0	0	5	2.5	0	0	0
<b>Italy Total:</b>				<b>964</b>	<b>4,531,384</b>	<b>238</b>	<b>1,572,312</b>	<b>87</b>	<b>768,335</b>	<b>0</b>	<b>3,346</b>	<b>2,756.3</b>	<b>4,889</b>	<b>948</b>	<b>1,778</b>
<b>Japan</b>															
Akasaka Press Center		Army Active	Tokyo	4	296	0	0	5	162,032	0	8	49.4	23	43	158
Akizuki Ammunition Depot		Army Active	Akizuki	14	6,719	0	0	51	411,975	0	138	201.3	0	2	130
Camp Zama		Army Active	Sagamihara	134	569,170	0	0	213	2,429,903	0	578	1,214.9	685	598	1,736
Hiro Ammunition Depot		Army Active	Kure	5	5,817	0	0	10	113,355	0	88	55.4	0	0	29
Kachin Hanto Area		Army Active	White Beach	6	2,329	0	0	6	9,767	0	32	75.7	0	0	0
Kawakami Ammunition Depot		Army Active	Higashi-Hiroshima	67	116,626	0	0	49	230,275	0	644	173.6	0	3	138
Kure Pier 6		Army Active	Kure	8	4,047	0	0	9	61,898	0	4	31.9	32	6	68
Naha Port		Army Active	Naha	44	346,046	0	0	3	14,425	0	139	252.5	10	13	105
POL Facilities		Army Active	Pol	34	30,460	0	0	28	32,405	50	399	318.0	4	0	107
Sagami General Depot		Army Active	Sagamihara	136	123,976	0	0	134	3,044,371	0	528	941.5	116	86	590
Sagamihara FH Area		Army Active	Sagamihara	348	85,155	0	0	218	879,672	0	149	302.8	5	61	90
Shariki Communication Site		Army Active	Zama	1	3,100	0	0	0	0	0	33	4.2	0	0	1

\* US Locations that do not meet criteria of at least ten (10) Acres AND at least \$10M PRV. US Territories and Non-US Locations that do not meet criteria of at least ten (10) Acres OR at least \$10M PRV.

**DEPARTMENT OF DEFENSE - Army**  
**Base Structure Report - As of 30 Sept 2011**

SITE	BRAC 2005	COMPONENT	NAME NEAREST CITY	BUILDINGS						ACRES OWNED	TOTAL ACRES	PRV (\$M)	MIL	CIV	OTHER
				OWNED		LEASED		OTHER							
				COUNT	SQFT	COUNT	SQFT	COUNT	SQFT						
Torii Station		Army Active	Torii	131	455,094	0	0	29	387,809	28	505	374.8	691	154	516
Yokohama North Dock		Army Active	Yokohama	16	12,437	0	0	68	577,645	0	121	375.0	15	47	179
* OTHER SITE(S) : 1				0	0	0	0	0	0	0	2	0.2	0	0	0
<b>Japan Total:</b>				<b>948</b>	<b>1,761,272</b>	<b>0</b>	<b>0</b>	<b>823</b>	<b>8,355,532</b>	<b>77</b>	<b>3,369</b>	<b>4,370.8</b>	<b>1,581</b>	<b>1,013</b>	<b>3,847</b>
<b>Marshall Islands</b>															
Ennylabegan Island		Army Active	Kwajalein Atoll	13	25,269	0	0	0	0	0	0	31.8	0	0	0
Illeginni Island		Army Active	Kwajalein Atoll	14	26,044	0	0	0	0	0	0	31.9	0	0	0
Meck Island		Army Active	Kwajalein Atoll	43	242,261	0	0	0	0	0	0	223.6	0	0	0
Roi-Namur Island		Army Active	Kwajalein Atoll	108	479,845	0	0	1	100	0	0	514.4	0	0	0
US Army Kwajalein Atoll		Army Active	Kwajalein Atoll	528	2,412,480	0	0	2	2,970	1,361	1,361	2,205.9	20	59	17
* OTHER SITE(S) : 6				28	16,870	0	0	1	1	0	0	39.3	0	0	0
<b>Marshall Islands Total:</b>				<b>734</b>	<b>3,202,769</b>	<b>0</b>	<b>0</b>	<b>4</b>	<b>3,071</b>	<b>1,361</b>	<b>1,361</b>	<b>3,046.9</b>	<b>20</b>	<b>59</b>	<b>17</b>
<b>Netherlands</b>															
Hendrik Mine		Army Active	Brunssum	3	2,222	0	0	12	650,631	0	0	145.5	216	126	259
Rotterdam Admin Facility		Army Active	Rotterdam	0	0	2	81,877	0	0	0	2	25.6	112	69	111
Schinnen		Army Active	Schinnen	1	200	140	213,266	3	59,883	0	0	53.7	0	0	0
Schinnen Emma Mine		Army Active	Schinnen	52	152,998	14	143,150	0	0	0	24	93.9	48	164	287
* OTHER SITE(S) : 2				0	0	10	16,088	0	0	0	0	3.1	0	0	0
<b>Netherlands Total:</b>				<b>56</b>	<b>155,420</b>	<b>166</b>	<b>454,381</b>	<b>15</b>	<b>710,514</b>	<b>0</b>	<b>26</b>	<b>321.9</b>	<b>376</b>	<b>359</b>	<b>657</b>
<b>Romania</b>															
Mihail Kogalniceanu Airfield		Army Active	Constanta	5	52,406	0	0	0	0	0	0	14.8	0	0	0
Mihail Kogalniceanu Main Camp		Army Active	Constanta	87	304,179	0	0	1	4,800	0	0	78.1	0	0	0
* OTHER SITE(S) : 1				2	346	0	0	0	0	0	0	0.1	0	0	0
<b>Romania Total:</b>				<b>94</b>	<b>356,931</b>	<b>0</b>	<b>0</b>	<b>1</b>	<b>4,800</b>	<b>0</b>	<b>0</b>	<b>93.0</b>	<b>0</b>	<b>0</b>	<b>0</b>
<b>South Korea</b>															
Bayonet Training Area		Army Active	Shinbuk	0	0	0	0	0	0	0	248	0.0	0	0	0
Camp Ames		Army Active	Camp Ames	12	19,558	0	0	0	0	0	20	5.7	0	0	0
Camp Carroll		Army Active	Waegwan	293	2,534,458	0	0	51	918,729	0	495	871.9	1,570	167	1,515
Camp Casey		Army Active	Tong Du Chon	819	4,128,341	0	0	2	9,468	2	2,830	1,272.6	5,332	42	1,002
Camp Castle		Army Active	Tong Du Chon	68	331,607	0	0	0	0	1	51	104.5	284	2	46
Camp Eagle		Army Active	Wonju	69	444,544	0	0	0	0	0	113	158.7	0	0	0
Camp Henry		Army Active	Taegu	104	507,617	149	237,137	34	206,993	1	59	252.8	644	304	786
Camp Henry (Brooklyn Hill)		Army Active	Yongsan	10	3,265	0	0	0	0	0	34	2.4	0	0	0
Camp Henry (Dartboard Site)		Army Active	Taegu	2	1,672	0	0	0	0	0	10	1.9	0	0	0
Camp Henry (Pier 8)		Army Active	Pusan	4	7,759	0	0	12	94,897	0	11	56.1	18	11	30

\* US Locations that do not meet criteria of at least ten (10) Acres AND at least \$10M PRV. US Territories and Non-US Locations that do not meet criteria of at least ten (10) Acres OR at least \$10M PRV.

**DEPARTMENT OF DEFENSE - Army**  
**Base Structure Report - As of 30 Sept 2011**

SITE	BRAC 2005	COMPONENT	NAME NEAREST CITY	BUILDINGS						ACRES OWNED	TOTAL ACRES	PRV (\$M)	MIL	CIV	OTHER
				OWNED		LEASED		OTHER							
				COUNT	SQFT	COUNT	SQFT	COUNT	SQFT						
Camp Hovey		Army Active	Camp Hovey	252	1,612,885	0	0	1	25,696	0	3,473	458.2	683	35	85
Camp Humphreys		Army Active	Camp Humphreys	515	6,249,928	0	0	4	6,878	0	2,254	1,856.3	10,977	1,352	4,150
Camp Humphreys (High Point)		Army Active	Chechon	3	2,122	0	0	0	0	0	11	1.8	0	0	0
Camp Humphreys (Richmond)		Army Active	Taejon	2	564	0	0	0	0	0	14	1.7	0	0	0
Camp Jackson		Army Active	Uijong Bu	54	179,622	0	0	0	0	0	406	47.8	322	74	116
Camp Kwangsa Ri		Army Active	Yongju	15	35,750	0	0	4	8,000	0	31	13.1	0	0	0
Camp Long		Army Active	Wonju	124	307,974	0	0	9	13,070	0	86	107.4	32	1	0
Camp Market		Army Active	Inchon	85	589,689	0	0	39	588,090	0	119	225.2	1	10	308
Camp Red Cloud		Army Active	Uijong Bu	264	1,405,558	0	0	0	0	0	207	416.1	582	40	529
Camp Red Cloud (Bullseye 01)		Army Active	Yongchon	108	272,112	0	0	0	0	0	2,379	102.3	0	0	0
Camp Red Cloud (Bullseye 02)		Army Active	Paju	0	0	0	0	0	0	0	255	0.7	0	0	0
Camp Stanley		Army Active	Uijong Bu	324	1,604,319	0	0	0	0	0	605	454.5	1,030	20	335
Camp Walker		Army Active	Taegu	239	1,184,066	0	0	0	0	1	195	345.3	621	150	677
Camp Yongin		Army Active	Suwon	7	44,949	0	0	3	9,240	0	8	17.1	4	0	0
Chang San		Army Active	Pusan	11	7,467	0	0	0	0	2	26	4.2	0	0	0
DRMO Apo		Army Active	Kimchon	7	126,524	0	0	0	0	24	24	19.0	0	0	0
Far East Dist Engr		Army Active	Seoul	36	112,258	0	0	14	76,982	0	11	54.4	3	165	360
Gun Training Area		Army Active	Tong Du Chon	0	0	0	0	0	0	0	195	0.0	0	0	0
H220 Heliport		Army Active	Tong Du Chon	58	238,255	0	0	0	0	0	52	60.3	0	1	59
K-16 AB		Army Active	Songnam	62	367,478	1	140,657	18	268,539	0	205	229.9	964	2	154
Kamaksan ASA		Army Active	Tong Du Chon	10	6,586	0	0	0	0	0	48	3.2	0	0	0
Kunsan POL Terminal Site		Army Active	Kunsan	4	5,828	0	0	0	0	0	17	19.0	0	0	0
Madison Site		Army Active	Suwon	15	8,851	0	0	0	0	0	22	7.7	0	0	0
Masan Ammunition Depot		Army Active	Masan	14	45,489	0	0	0	0	0	464	15.4	0	2	5
Niblo Barracks		Army Active	Seoul	15	29,087	0	0	2	6,345	0	7	13.1	688	30	22
Pusan Storage Facility		Army Active	Pusan	66	391,020	0	0	7	14,406	0	66	99.6	5	6	133
Pyongtaek Cpx Area		Army Active	Pyong Taek	4	4,432	0	0	0	0	0	103	3.8	0	0	0
Shinbuk Relay		Army Active	Shinbuk	6	5,304	0	0	0	0	0	13	6.3	0	0	0
Sungnam Golf Course		Army Active	Songnam	3	1,905	0	0	11	61,053	0	230	24.3	0	0	103
Swiss and Swed Camp Mac HQ		Army Active	Munsan	26	31,966	0	0	0	0	0	0	10.4	10	0	0
Tango		Army Active	Songnam	33	183,023	0	0	11	78,706	0	241	82.7	0	0	0
Watkins Range		Army Active	Tong Du Chon	0	0	0	0	0	0	0	13	0.0	0	0	0
Yong Pyong		Army Active	Yongpyong	98	247,342	0	0	0	0	0	3,346	132.5	2	1	6
Yongsan Garrison		Army Active	Seoul	830	4,903,613	50	1,337,456	196	1,098,396	0	625	1,930.1	6,219	1,380	4,526
* OTHER SITE(S) : 16				81	104,921	0	0	7	46,076	6	52	45.9	91	2	33
<b>South Korea Total:</b>				<b>4,752</b>	<b>28,289,708</b>	<b>200</b>	<b>1,715,250</b>	<b>425</b>	<b>3,531,564</b>	<b>37</b>	<b>19,675</b>	<b>9,535.9</b>	<b>30,082</b>	<b>3,797</b>	<b>14,980</b>
<b>United Kingdom</b>															
* OTHER SITE(S) : 1				0	0	0	0	0	0	0	0	0.0	0	0	0

\* US Locations that do not meet criteria of at least ten (10) Acres AND at least \$10M PRV. US Territories and Non-US Locations that do not meet criteria of at least ten (10) Acres OR at least \$10M PRV.

**DEPARTMENT OF DEFENSE - Army**  
**Base Structure Report - As of 30 Sept 2011**

SITE	BRAC 2005	COMPONENT	NAME NEAREST CITY	BUILDINGS						ACRES OWNED	TOTAL ACRES	PRV (\$M)	MIL	CIV	OTHER
				OWNED		LEASED		OTHER							
				COUNT	SQFT	COUNT	SQFT	COUNT	SQFT						
			United Kingdom Total:	0	0	0	0	0	0	0	0.0	0	0	0	
			Overseas Total:	13,503	61,008,399	3,472	12,970,779	7,821	96,380,241	1,691	168,534	55,647.0	86,995	19,232	42,463
			Worldwide Totals By Reporting Component:	91,341	704,901,975	6,119	26,617,748	43,913	230,882,934	5,345,264	14,008,764	320,708.9	938,363	274,527	114,341

\* US Locations that do not meet criteria of at least ten (10) Acres AND at least \$10M PRV. US Territories and Non-US Locations that do not meet criteria of at least ten (10) Acres OR at least \$10M PRV.

**DEPARTMENT OF DEFENSE - Navy**  
**Base Structure Report - As of 30 Sept 2011**

SITE	BRAC 2005	COMPONENT	NAME NEAREST CITY	BUILDINGS						ACRES OWNED	TOTAL ACRES	PRV (\$M)	MIL	CIV	OTHER
				OWNED		LEASED		OTHER							
				COUNT	SQFT	COUNT	SQFT	COUNT	SQFT						
<b>Alabama</b>															
Barin Field		Navy Active	Foley	7	16,054	0	0	0	0	763	818	40.3	0	0	0
NOLF Brewton		Navy Active	Brewton	0	0	1	100	2	1,070	0	653	37.2	0	0	0
NOLF Evergreen		Navy Active	Evergreen	0	0	2	7,746	0	0	136	444	25.0	0	0	0
NOLF Silverhill		Navy Active	Daphne	2	1,443	0	0	0	0	400	400	29.4	0	0	0
NOLF Summerdale		Navy Active	Summerdale	2	1,043	0	0	0	0	565	567	30.6	0	0	0
NOLF Wolf		Navy Active	Summerdale	1	240	0	0	0	0	422	422	32.7	0	0	0
NOSC-MCRC Bessemer AI		Navy Reserve	Bessemer	10	72,369	0	0	0	0	16	16	14.3	15	0	0
* OTHER SITE(S) : 5				26	71,622	0	0	0	0	32	39	16.0	0	0	0
<b>Alabama Total:</b>				<b>48</b>	<b>162,771</b>	<b>3</b>	<b>7,846</b>	<b>2</b>	<b>1,070</b>	<b>2,334</b>	<b>3,358</b>	<b>225.6</b>	<b>15</b>	<b>0</b>	<b>0</b>
<b>Alaska</b>															
Back Island		Navy Active	Ketchikan	4	25,060	0	0	0	0	0	15	95.2	0	0	0
NARL Barrow Camp Tr1		Navy Active	Barrow	4	37,858	0	0	0	0	0	688	45.5	0	0	0
* OTHER SITE(S) : 2				3	69,849	0	0	0	0	0	5,624	26.0	0	0	0
<b>Alaska Total:</b>				<b>11</b>	<b>132,767</b>	<b>0</b>	<b>0</b>	<b>0</b>	<b>0</b>	<b>0</b>	<b>6,327</b>	<b>166.7</b>	<b>0</b>	<b>0</b>	<b>0</b>
<b>Arizona</b>															
NAVOBSSTA Flagstaff AZ		Navy Active	Flagstaff	12	37,890	0	0	0	0	278	282	12.8	0	0	0
* OTHER SITE(S) : 2				13	82,776	0	0	0	0	9	27	19.3	2	3	0
<b>Arizona Total:</b>				<b>25</b>	<b>120,666</b>	<b>0</b>	<b>0</b>	<b>0</b>	<b>0</b>	<b>287</b>	<b>310</b>	<b>32.1</b>	<b>2</b>	<b>3</b>	<b>0</b>
<b>California</b>															
CSO Hunters Point Annex		Navy Active	San Francisco	159	3,012,186	0	0	0	0	858	858	1,995.4	0	0	0
CSO NAS Alameda		Navy Active	Alameda	338	6,079,107	0	0	0	0	2,377	2,377	2,529.2	0	0	0
CSO NS Treasure Island		Navy Active	San Francisco	134	2,114,660	1	30,000	0	0	995	996	1,025.6	0	0	0
CSO NSY Long Beach		Navy Active	Long Beach	24	708,549	0	0	0	0	390	396	264.7	0	0	0
CSO NSY Mare Island		Navy Active	Vallejo	97	943,793	0	0	0	0	860	860	383.1	0	0	0
Estero Bay Fuel Complex		Navy Active	Morro Bay	6	1,960	0	0	0	0	175	175	333.0	0	0	0
Former NAVPHIBASE Coronado		Navy Active	Coronado	159	2,062,008	0	0	193	872,860	760	762	1,073.4	768	104	0
Holtville Carrier LS		Navy Active	El Centro	0	0	0	0	0	0	0	110	22.5	0	0	0
Laguna Peak CA		Navy Active	Point Mugu	9	13,353	0	0	0	0	39	39	14.3	0	0	0
Long Beach Fuel Complex		Navy Active	Long Beach	8	8,353	0	0	0	0	11	11	51.9	0	0	0
NAF El Centro		Navy Active	El Centro	195	1,083,445	0	0	58	145,657	1,636	1,711	751.3	503	106	0
NAS Lemoore		Navy Active	Lemoore Nas	249	3,603,800	0	0	918	3,123,841	29,823	29,823	2,581.8	2,738	516	0
Naval Medical Center San Diego		Navy Active	San Diego	22	2,112,547	0	0	4	11,771	76	76	1,118.8	3,038	2,870	0
NAVBASE Ventura City Point Mugu		Navy Active	Point Mugu	500	3,925,990	0	0	357	671,621	4,484	4,484	1,872.0	768	1,221	0
NAVPHIBASE Seal Side		Navy Active	Coronado	31	583,508	0	0	0	0	72	329	155.4	0	0	0
NAVPMOSSP Mtn View		Navy Active	Mountain View	12	785,873	0	0	0	0	343	343	269.8	0	0	0

\* US Locations that do not meet criteria of at least ten (10) Acres AND at least \$10M PRV. US Territories and Non-US Locations that do not meet criteria of at least ten (10) Acres OR at least \$10M PRV.



**DEPARTMENT OF DEFENSE - Navy**  
**Base Structure Report - As of 30 Sept 2011**

SITE	BRAC 2005	COMPONENT	NAME NEAREST CITY	BUILDINGS						ACRES OWNED	TOTAL ACRES	PRV (\$M)	MIL	CIV	OTHER
				OWNED		LEASED		OTHER							
				COUNT	SQFT	COUNT	SQFT	COUNT	SQFT						
NAVSUPPDET Monterey		Navy Active	Monterey	71	1,384,999	0	0	0	0	138	140	498.8	853	1,737	0
NAVSUPPDET Monterey Dixon Transmitter Fac		Navy Active	Dixon	27	87,918	0	0	0	0	1,285	1,285	49.4	0	0	0
NAVSUPPDET Monterey La Mesa Village		Navy Active	Monterey	15	87,786	0	0	257	888,051	298	298	202.5	0	0	0
NAVSUPPDET Monterey Navy School Annex		Navy Active	Monterey	26	190,623	0	0	0	0	120	136	88.2	0	0	0
NAWS China Lake		Navy Active	China Lake	1,079	4,511,811	0	0	373	830,686	81,954	606,926	3,424.3	524	3,770	0
NAWS China LakeRandsburg Wash Area		Navy Active	Trona	51	159,626	0	0	0	0	4,541	503,468	87.8	0	0	0
NB Coronado		Navy Active	San Diego	564	8,881,634	0	0	60	146,571	2,803	2,804	4,062.2	12,577	3,889	0
NB Coronado Camp Morena		Navy Active	Jacumba	0	0	0	0	24	54,795	0	62	14.2	0	0	0
NB Coronado Clev NF Survival Tra		Navy Active	Warner Springs	45	49,149	0	0	0	0	0	6,106	15.5	0	0	0
NB Coronado Imperial Beach		Navy Active	Imperial Beach	54	449,389	0	0	29	335,587	1,258	1,294	310.6	0	0	0
NB Coronado Lofgren Terrace		Navy Active	Chula Vista	0	0	0	0	53	375,010	37	37	63.5	0	0	0
NB Coronado Silver Strand		Navy Active	Imperial Beach	12	108,319	0	0	0	0	549	549	42.4	0	0	0
NB Point Loma		Navy Active	San Diego	122	1,046,619	0	0	15	34,609	0	336	540.6	3,883	9,926	0
NB Point Loma Admiral Hartman Housing 1		Navy Active	San Diego	0	0	0	0	92	150,991	46	46	43.5	0	0	0
NB Point Loma Admiral Hartman Housing 2		Navy Active	San Diego	0	0	0	0	56	90,881	54	54	14.7	0	0	0
NB Point Loma Admiral Hartman Housing 3		Navy Active	San Diego	0	0	0	0	288	488,696	54	54	79.3	0	0	0
NB Point Loma C3F Complex		Navy Active	San Diego	15	384,879	0	0	0	0	91	91	133.2	0	0	0
NB Point Loma Chesterton Hsg		Navy Active	San Diego	1	6,863	0	0	434	808,938	144	144	151.9	0	0	0
NB Point Loma Fleet ASW		Navy Active	San Diego	44	1,118,758	0	0	0	0	66	66	341.5	0	0	0
NB Point Loma Fuel Farm		Navy Active	San Diego	38	75,098	0	0	0	0	14	206	291.9	0	0	0
NB Point Loma Old Town		Navy Active	San Diego	13	1,465,324	0	0	0	0	47	47	446.0	0	0	0
NB Point Loma SPAWARS South		Navy Active	San Diego	10	31,130	0	0	0	0	65	65	11.0	0	0	0
NB Point Loma SPAWARSSCEN		Navy Active	San Diego	260	1,886,252	0	0	0	0	3	501	709.7	0	0	0
NB San Diego		Navy Active	San Diego	190	2,681,665	0	0	4	26,572	837	856	2,050.4	11,408	4,867	0
NB San Diego Bayview Hills Housing		Navy Active	San Diego	1	5,500	0	0	199	1,622,259	162	162	273.5	0	0	0
NB San Diego Broadway Complex		Navy Active	San Diego	8	893,004	0	0	0	0	20	22	198.4	0	0	0
NB San Diego Chollas Heights Hsg		Navy Active	San Diego	0	0	0	0	91	556,930	78	78	98.2	0	0	0
NB San Diego Dryside		Navy Active	San Diego	125	3,182,601	0	0	9	1,470,726	288	288	1,246.3	0	0	0
NB San Diego Eucalyptus Housing		Navy Active	San Diego	0	0	0	0	57	487,888	41	41	79.2	0	0	0
NB San Diego Home Terrace Condos		Navy Active	San Diego	0	0	0	0	27	126,842	10	10	21.9	0	0	0
NB San Diego Howard Gilmore		Navy Active	La Mesa	0	0	0	0	48	759,257	38	38	114.5	0	0	0
NB San Diego Mission Gorge		Navy Active	San Diego	15	28,606	0	0	0	0	448	448	28.2	0	0	0
NB San Diego Murphy Canyon		Navy Active	San Diego	4	30,360	0	0	1,128	4,619,875	733	733	858.0	0	0	0
NB San Diego National City		Navy Active	National City	3	246,875	0	0	0	0	56	56	36.5	0	0	0

\* US Locations that do not meet criteria of at least ten (10) Acres AND at least \$10M PRV. US Territories and Non-US Locations that do not meet criteria of at least ten (10) Acres OR at least \$10M PRV.

**DEPARTMENT OF DEFENSE - Navy**  
**Base Structure Report - As of 30 Sept 2011**

SITE	BRAC 2005	COMPONENT	NAME NEAREST CITY	BUILDINGS						ACRES OWNED	TOTAL ACRES	PRV (\$M)	MIL	CIV	OTHER
				OWNED		LEASED		OTHER							
				COUNT	SQFT	COUNT	SQFT	COUNT	SQFT						
NB San Diego Pomerado Terrace		Navy Active	San Diego	0	0	0	0	23	263,281	52	52	45.5	0	0	0
NB San Diego Terrace View Villas		Navy Active	San Diego	0	0	0	0	65	244,748	17	17	40.2	0	0	0
Norwalk Fuel Complex		Navy Active	Norwalk	1	676	0	0	0	0	17	18	85.9	0	0	0
NOSC Alameda		Navy Reserve	Alameda	5	96,600	0	0	0	0	15	15	25.3	44	0	0
NOSC LA		Navy Reserve	Los Angeles	7	131,548	0	0	0	0	0	23	36.4	0	0	0
NOSC LA N62103		Navy Reserve	Los Angeles	6	142,462	0	0	0	0	11	11	35.9	0	0	0
NOSC Sacramento		Navy Reserve	Sacramento	4	53,337	0	0	0	0	20	20	14.0	0	0	0
NS Long Beach		Navy Active	Long Beach	2	412	0	0	0	0	776	776	53.6	0	0	0
NWS Seal Beach		Navy Active	Seal Beach	271	1,990,213	0	0	38	453,117	5,023	5,023	839.3	0	0	0
NWS Seal Beach Corona		Navy Active	Norco	54	474,981	0	0	0	0	590	590	193.0	0	0	0
NWS Seal Beach Det Concord		Navy Active	Concord	339	1,571,454	0	0	0	0	5,038	5,038	671.7	0	0	0
NWS Seal Beach Fallbrook California		Navy Active	Fallbrook	262	987,414	0	0	0	0	8,851	8,851	427.7	0	0	0
Port Hueneme		Navy Active	Port Hueneme	401	5,527,614	47	375,248	196	725,414	1,793	1,793	2,384.9	1,354	3,297	0
San Clemente		Navy Active	San Clemente Nav Res 	204	538,530	0	0	0	0	0	36,206	508.0	0	0	0
San Nicolas Island		Navy Active	San Nicolas Island	130	407,976	0	0	0	0	0	13,370	573.4	0	0	0
San Pedro Fuel Depot		Navy Active	Los Angeles	27	34,301	0	0	0	0	269	272	284.1	0	0	0
Santa Cruz Island		Navy Active	Goleta	9	13,883	0	0	0	0	0	11	31.0	0	0	0
<b>* OTHER SITE(S) : 94</b>				<b>505</b>	<b>2,899,816</b>	<b>5</b>	<b>124,473</b>	<b>176</b>	<b>1,417,390</b>	<b>7,043</b>	<b>75,217</b>	<b>1,019.1</b>	<b>0</b>	<b>0</b>	<b>0</b>
<b>California Total:</b>				<b>6,963</b>	<b>70,905,135</b>	<b>53</b>	<b>529,721</b>	<b>5,272</b>	<b>21,804,864</b>	<b>168,693</b>	<b>1,318,100</b>	<b>38,339.2</b>	<b>38,458</b>	<b>32,303</b>	<b>0</b>

**Colorado**

<b>* OTHER SITE(S) : 1</b>				<b>1</b>	<b>18,172</b>	<b>0</b>	<b>0</b>	<b>0</b>	<b>0</b>	<b>2</b>	<b>2</b>	<b>3.9</b>	<b>378</b>	<b>24</b>	<b>0</b>
<b>Colorado Total:</b>				<b>1</b>	<b>18,172</b>	<b>0</b>	<b>0</b>	<b>0</b>	<b>0</b>	<b>2</b>	<b>2</b>	<b>3.9</b>	<b>378</b>	<b>24</b>	<b>0</b>

**Connecticut**

NAVSUBASE New London		Navy Active	Groton	254	3,188,840	0	0	14	23,187	686	687	1,260.3	7,322	972	0
NAVSUBASE New London Conning Towers		Navy Active	Groton	6	27,835	0	0	78	220,080	50	50	52.2	0	0	0
NAVSUBASE New London Dolphin Gardens		Navy Active	Groton	1	47,779	0	0	0	0	40	40	15.1	0	0	0
NAVSUBASE New London Nautilus Park 1st Inc		Navy Active	Groton	1	18,018	0	0	500	660,563	50	50	125.0	0	0	0
NAVSUBASE New London Nautilus Park 2nd Inc		Navy Active	Groton	0	0	0	0	262	645,164	142	142	122.6	0	0	0
NAVSUBASE New London Nautilus Park 3rd Inc		Navy Active	Groton	2	29,611	0	0	1	5,421	115	115	15.3	0	0	0
NAVSUBASE New London Polaris Park		Navy Active	Groton	23	26,254	0	0	68	373,001	52	52	66.9	0	0	0
NAVSUBASE New London Trident Park		Navy Active	Groton	1	400	0	0	154	605,514	85	86	102.7	0	0	0

\* US Locations that do not meet criteria of at least ten (10) Acres AND at least \$10M PRV. US Territories and Non-US Locations that do not meet criteria of at least ten (10) Acres OR at least \$10M PRV.

**DEPARTMENT OF DEFENSE - Navy**  
**Base Structure Report - As of 30 Sept 2011**

SITE	BRAC 2005	COMPONENT	NAME NEAREST CITY	BUILDINGS						ACRES OWNED	TOTAL ACRES	PRV (\$M)	MIL	CIV	OTHER
				OWNED		LEASED		OTHER							
				COUNT	SQFT	COUNT	SQFT	COUNT	SQFT						
* OTHER SITE(S) : 4				9	46,711	0	0	0	0	42	65	14.9	0	0	0
<b>Connecticut Total:</b>				<b>297</b>	<b>3,385,448</b>	<b>0</b>	<b>0</b>	<b>1,077</b>	<b>2,532,930</b>	<b>1,261</b>	<b>1,287</b>	<b>1,775.0</b>	<b>7,322</b>	<b>972</b>	<b>0</b>
<b>Delaware</b>															
* OTHER SITE(S) : 2				3	41,426	0	0	0	0	8	8	10.2	0	0	0
<b>Delaware Total:</b>				<b>3</b>	<b>41,426</b>	<b>0</b>	<b>0</b>	<b>0</b>	<b>0</b>	<b>8</b>	<b>8</b>	<b>10.2</b>	<b>0</b>	<b>0</b>	<b>0</b>
<b>District of Columbia</b>															
Naval Research Lab		Navy Active	Washington, Dc	95	3,037,456	0	0	0	0	131	133	999.6	0	0	0
NDept Potomac Annex		Navy Active	Washington, Dc	18	189,311	0	0	0	0	12	12	51.4	0	0	0
NS Anacostia		Navy Active	Washington, Dc	188	4,557,940	0	0	191	315,030	676	1,027	1,559.2	476	2,307	0
NSA North Potomac		Navy Active	Washington, Dc	39	236,021	0	0	6	19,253	72	72	75.4	0	0	0
NSA Washington		Navy Active	Washington, Dc	68	3,423,603	0	0	23	104,202	78	78	1,085.3	4,646	19,179	0
* OTHER SITE(S) : 1				1	5,725	0	0	0	0	1	1	1.0	0	0	0
<b>District of Columbia Total:</b>				<b>409</b>	<b>11,450,056</b>	<b>0</b>	<b>0</b>	<b>220</b>	<b>438,485</b>	<b>970</b>	<b>1,322</b>	<b>3,771.8</b>	<b>5,122</b>	<b>21,486</b>	<b>0</b>
<b>Florida</b>															
Corry Station		Navy Active	Pensacola	125	2,015,371	0	0	100	323,446	674	674	550.6	0	0	0
CSO NAS Cecil Field FL		Navy Active	Cecil Field	32	376,616	0	0	0	0	415	415	522.4	0	0	0
CSO NTC Orlando NTC Annex		Navy Active	Orlando	100	713,326	0	0	0	0	704	704	169.3	0	0	0
Dania Beach (Lauderdale)		Navy Active	Dania	12	30,739	0	0	0	0	0	10	13.7	0	0	0
NAS Jacksonville		Navy Active	Jacksonville	464	8,700,345	1	50,000	176	635,750	3,842	3,881	2,674.7	5,486	6,091	0
NAS Jacksonville - Yellow Water Housing		Navy Active	Jacksonville	4	6,193	0	0	40	312,444	254	254	43.5	0	0	0
NAS Key West		Navy Active	Stock Island	130	890,599	0	0	4	7,314	4,129	4,787	613.3	981	158	0
NAS Key West Dredgers Key-Sigsbee		Navy Active	Key West	45	344,188	0	0	239	1,118,339	352	352	275.5	0	0	0
NAS Key West Fleming Key Magazine		Navy Active	Key West	31	53,348	0	0	0	0	322	323	37.1	0	0	0
NAS Key West Peary Court		Navy Active	Key West	1	8,198	0	0	49	252,946	28	28	46.0	0	0	0
NAS Key West Truman Annex		Navy Active	Key West	35	409,215	0	0	44	130,791	159	233	221.2	0	0	0
NAS Key West Trumbo Point Annex		Navy Active	Key West	24	363,311	0	0	65	227,460	129	137	246.1	0	0	0
NAS Pensacola		Navy Active	Pensacola	408	8,099,495	0	0	144	675,925	2,296	5,809	2,169.9	15,060	4,279	0
NAS Pensacola Mariner Housing		Navy Active	Pensacola	0	0	300	428,818	0	0	0	147	44.2	0	0	0
NAS Whiting Field Milton		Navy Active	Milton	135	1,268,163	0	0	0	0	3,533	4,776	616.1	26	0	0
Naval Hospital Key West		Navy Active	Key West	4	70,437	0	0	6	10,733	15	15	44.8	0	0	0
NOLF Choctaw		Navy Active	Navarre	6	25,860	0	0	0	0	1,450	1,450	79.3	0	0	0
NOLF Holley		Navy Active	Navarre	1	1,024	0	0	0	0	698	698	32.9	0	0	0
NOLF Santa Rosa		Navy Active	Milton	2	1,517	0	0	0	0	738	738	33.6	0	0	0
NOLF Spencer		Navy Active	Pace	3	4,195	0	0	0	0	640	640	18.7	0	0	0

\* US Locations that do not meet criteria of at least ten (10) Acres AND at least \$10M PRV. US Territories and Non-US Locations that do not meet criteria of at least ten (10) Acres OR at least \$10M PRV.

**DEPARTMENT OF DEFENSE - Navy**  
**Base Structure Report - As of 30 Sept 2011**

SITE	BRAC 2005	COMPONENT	NAME NEAREST CITY	BUILDINGS						ACRES OWNED	TOTAL ACRES	PRV (\$M)	MIL	CIV	OTHER
				OWNED		LEASED		OTHER							
				COUNT	SQFT	COUNT	SQFT	COUNT	SQFT						
NOSC Miami		Navy Reserve	Hialeah	2	62,722	0	0	0	0	20	20	13.7	0	0	0
NOTU Cape Canaveral		Navy Active	Cape Canaveral	79	519,517	0	0	0	0	250	256	233.7	0	0	0
NS Mayport		Navy Active	Jacksonville	296	2,571,401	0	0	306	1,005,814	3,002	3,230	1,276.0	3,625	528	0
NS Mayport FISC		Navy Active	Jacksonville	32	41,856	0	0	0	0	181	181	109.6	0	0	0
NS Mayport Ribault Bay Village		Navy Active	Atlantic Beach	2	42,950	0	0	107	605,798	158	158	88.7	0	0	0
NSA Orlando		Navy Active	Orlando	9	303,440	3	58,265	1	71,285	41	42	101.7	0	1	0
NSA Panama City		Navy Active	Panama City	173	1,450,028	13	64,645	41	133,056	630	678	465.7	131	0	0
OLF Bronson		Navy Active	Pensacola	29	15,210	0	0	0	0	967	1,098	18.3	0	0	0
OLF Whitehouse		Navy Active	Jacksonville	7	11,157	0	0	1	4,590	2,625	4,438	38.7	0	0	0
Saufley Field		Navy Active	Pensacola	79	701,780	0	0	0	0	882	895	255.3	2	0	0
Whiting Pines		Navy Active	Milton	4	10,457	0	0	279	529,907	0	98	61.4	0	0	0
* OTHER SITE(S) : 39				112	730,476	10	322,003	4	119,583	4,791	23,195	314.4	0	0	0
<b>Florida Total:</b>				<b>2,386</b>	<b>29,843,134</b>	<b>327</b>	<b>923,731</b>	<b>1,606</b>	<b>6,165,181</b>	<b>33,923</b>	<b>60,356</b>	<b>11,430.3</b>	<b>25,311</b>	<b>11,057</b>	<b>0</b>
<b>Georgia</b>															
NAVSUBASE Kings Bay		Navy Active	Kings Bay	423	5,359,985	0	0	166	1,042,695	14,465	16,616	2,564.7	3,127	1,792	0
NOSC-MCRC Atlanta		Navy Reserve	Marietta	3	109,556	0	0	0	0	18	18	22.4	0	0	0
* OTHER SITE(S) : 8				31	159,303	0	0	1	961	99	103	37.9	238	48	0
<b>Georgia Total:</b>				<b>457</b>	<b>5,628,844</b>	<b>0</b>	<b>0</b>	<b>167</b>	<b>1,043,656</b>	<b>14,582</b>	<b>16,736</b>	<b>2,625.0</b>	<b>3,365</b>	<b>1,840</b>	<b>0</b>
<b>Guam</b>															
Agana		Navy Active	Agana	2	17,122	0	0	0	0	7	22	35.8	0	0	0
Andersen Administration Annex		Navy Active	Sinajana	137	775,295	0	0	0	0	0	0	368.1	0	0	0
Andersen AFB		Navy Active	Sinajana	1,427	6,514,919	0	0	0	0	14,565	14,565	6,663.0	2,355	129	0
Andersen AFS		Navy Active	Andersen AFB	5	8,438	0	0	0	0	6	6	11.3	0	0	0
Andersen Petrol Product Storage Annex 1		Navy Active	Andersen AFB	3	1,908	0	0	0	0	0	0	10.6	0	0	0
Andersen Petrol Product Storage Annex 2		Navy Active	Andersen AFB	11	25,281	0	0	0	0	0	0	129.5	0	0	0
Andersen Water Supply Annex		Navy Active	Andersen AFB	2	384	0	0	0	0	0	0	13.7	0	0	0
CSO NAS Agana Guam		Navy Active	Agana	420	1,318,315	0	0	1	40,200	0	0	1,088.3	5	0	0
Dandan		Navy Active	Agana	6	25,416	0	0	0	0	78	78	18.9	0	0	0
GLUP 94 BRAC IV		Navy Active	Agana	16	40,836	0	0	0	0	0	0	30.0	0	0	0
Naval Hospital		Navy Active	Agana	38	214,316	0	0	0	0	25	44	98.6	0	0	0
NAVBASE Guam		Navy Active	Agana	832	5,224,974	0	0	1	6,900	7,745	7,979	6,004.5	2,020	1,129	0
NAVBASE Guam Apra Heights		Navy Active	Apra	193	662,685	0	0	0	0	0	3	313.6	0	0	0
NAVBASE Guam Barrigada		Navy Active	Barrigada	28	214,136	0	0	0	0	1,366	1,417	202.1	0	0	0
NAVBASE Guam Finegayan		Navy Active	Finegayan	302	1,143,589	0	0	0	0	2,416	2,497	695.2	0	0	0
NAVBASE Guam Finegayan, South		Navy Active	Finegayan	0	0	0	0	0	0	733	733	0.0	0	0	0
NAVBASE Guam Harmon		Navy Active	Dededo	16	22,856	0	0	0	0	8	26	18.4	0	0	0

\* US Locations that do not meet criteria of at least ten (10) Acres AND at least \$10M PRV. US Territories and Non-US Locations that do not meet criteria of at least ten (10) Acres OR at least \$10M PRV.

**DEPARTMENT OF DEFENSE - Navy**  
**Base Structure Report - As of 30 Sept 2011**

SITE	BRAC 2005	COMPONENT	NAME NEAREST CITY	BUILDINGS						ACRES OWNED	TOTAL ACRES	PRV (\$M)	MIL	CIV	OTHER
				OWNED		LEASED		OTHER							
				COUNT	SQFT	COUNT	SQFT	COUNT	SQFT						
NAVBASE Guam Magazine Reservoir, Naval Magazine		Navy Active	Santa Rita	0	0	0	0	0	0	10	12	0.0	0	0	0
NAVBASE Guam Marbo		Navy Active	Mangilao	0	0	0	0	0	0	0	45	3.7	0	0	0
NAVBASE Guam Naval Magazine		Navy Active	Santa Rita	212	691,776	0	0	0	0	8,650	8,665	881.7	0	0	0
NAVBASE Guam Talofoto		Navy Active	Talofoto	0	0	0	0	0	0	13	13	0.0	0	0	0
NAVBASE Guam Tiyan		Navy Active	Agana	1	895	0	0	0	0	0	22	1.9	0	0	0
NAVBASE Guam Water Treatment, Naval Magazine		Navy Active	Santa Rita	0	0	0	0	0	0	9	10	0.0	0	0	0
NAVHOSP Guam		Navy Active	Naval Supply Depot	23	406,449	0	0	0	0	94	94	418.5	0	0	0
Nimitz Hill		Navy Active	Nimitz Hill	84	232,382	0	0	0	0	113	282	166.8	0	0	0
Santa Rosa Parcel B		Navy Active	Andersen Ab	0	0	0	0	0	0	12	12	0.0	0	0	0
Sasa Valley		Navy Active	Piti	33	17,177	0	0	0	0	421	432	241.4	0	0	0
Tanguisson Point		Navy Active	Dededo	1	29,205	0	0	0	0	27	27	149.6	0	0	0
Tenjo Vista		Navy Active	Piti	9	2,901	0	0	0	0	0	0	82.4	0	0	0
<b>* OTHER SITE(S) : 14</b>				5	13,305	0	0	0	0	21	40	18.2	0	0	0
<b>Guam Total:</b>				<b>3,806</b>	<b>17,604,560</b>	<b>0</b>	<b>0</b>	<b>2</b>	<b>47,100</b>	<b>36,320</b>	<b>37,026</b>	<b>17,665.8</b>	<b>4,380</b>	<b>1,258</b>	<b>0</b>
<b>Hawaii</b>															
Aiea		Navy Active	Aiea	21	29,943	0	0	271	497,777	91	91	287.6	0	0	0
CSO Barbers Point HI		Navy Active	Barbers Point	0	0	0	0	0	0	1,116	1,246	101.7	0	0	0
Ewa		Navy Active	Ewa Beach	1,895	3,386,309	0	0	0	0	3,105	3,118	1,502.3	0	0	0
Hickam Petrol Strg Ann		Navy Active	Hickam A F Base	6	7,247	0	0	0	0	92	151	355.3	0	0	0
Honolulu		Navy Active	Pearl Harbor	134	1,193,537	1	55,000	1,900	5,332,228	573	576	2,366.7	0	0	0
Kalaeloa		Navy Active	Barbers Point	166	1,023,068	0	0	0	0	246	254	573.9	0	0	0
Kamokala Ridge		Navy Active	Kekaha	13	23,582	0	0	0	0	0	89	17.5	0	0	0
Kunia		Navy Active	Kunia	11	276,640	0	0	0	0	96	96	140.5	0	0	0
Makaha Ridge		Navy Active	Kokee	17	28,473	0	0	0	0	0	243	31.5	0	0	0
Manana Housing/Pw Area		Navy Active	Pearl City	1	775	0	0	49	125,391	23	23	56.2	0	0	0
NS Pearl Harbor		Navy Active	Pearl Harbor	1,042	15,479,401	0	0	339	1,082,169	9,327	9,377	13,493.8	9,685	9,911	0
PACMISRANFAC Hawaiian Area		Navy Active	Kekaha	213	518,958	0	0	62	98,437	1,933	4,568	531.9	0	0	0
Pearl City		Navy Active	Pearl City	21	268,715	0	0	273	992,863	625	633	593.8	0	0	0
Red Hill		Navy Active	Honolulu	7	11,981	0	0	13	15,796	243	243	2,062.2	0	0	0
Wahiawa		Navy Active	Wahiawa	110	740,893	0	0	216	640,529	721	743	684.9	0	0	0
Waianae		Navy Active	Lualualei	431	1,103,708	0	0	1	378	9,228	9,228	792.6	0	0	0
Waikele		Navy Active	Waipahu	136	440,075	0	0	0	0	488	488	275.3	0	0	0
Waipahu		Navy Active	Waipahu	22	41,754	0	0	0	0	1,454	1,456	109.8	0	0	0
<b>* OTHER SITE(S) : 46</b>				14	56,332	1	11,521	2	4,783	1,508	2,708	70.7	0	0	0
<b>Hawaii Total:</b>				<b>4,260</b>	<b>24,631,390</b>	<b>2</b>	<b>66,521</b>	<b>3,126</b>	<b>8,790,351</b>	<b>30,867</b>	<b>35,331</b>	<b>24,048.2</b>	<b>9,685</b>	<b>9,911</b>	<b>0</b>

\* US Locations that do not meet criteria of at least ten (10) Acres AND at least \$10M PRV. US Territories and Non-US Locations that do not meet criteria of at least ten (10) Acres OR at least \$10M PRV.

**DEPARTMENT OF DEFENSE - Navy**  
**Base Structure Report - As of 30 Sept 2011**

SITE	BRAC 2005	COMPONENT	NAME NEAREST CITY	BUILDINGS						ACRES OWNED	TOTAL ACRES	PRV (\$M)	MIL	CIV	OTHER
				OWNED		LEASED		OTHER							
				COUNT	SQFT	COUNT	SQFT	COUNT	SQFT						
<b>Idaho</b>															
		Navy Active	Bayview	14	85,888	0	0	0	0	22	22	37.4	0	0	0
* OTHER SITE(S) : 3				6	40,998	0	0	0	0	7	9	9.4	0	0	0
			<b>Idaho Total:</b>	<b>20</b>	<b>126,886</b>	<b>0</b>	<b>0</b>	<b>0</b>	<b>0</b>	<b>29</b>	<b>31</b>	<b>46.8</b>	<b>0</b>	<b>0</b>	<b>0</b>
<b>Illinois</b>															
		Navy Active	Highland Park	4	3,871	0	0	85	424,496	206	206	105.8	0	0	0
		Navy Active	Great Lakes	9	1,302,086	0	0	0	0	0	51	404.9	0	0	0
		Navy Active	Great Lakes	26	150,685	1	38,000	383	821,549	482	482	245.2	0	0	0
		Navy Active	Glenview	1	13,876	0	0	118	697,184	52	52	135.3	0	0	0
		Navy Active	Great Lakes	271	8,550,332	0	0	532	1,964,923	1,143	1,146	3,619.5	3,553	5,116	0
* OTHER SITE(S) : 9				34	1,071,544	1	864	198	17,224	20	30	365.3	0	0	0
			<b>Illinois Total:</b>	<b>345</b>	<b>11,092,394</b>	<b>2</b>	<b>38,864</b>	<b>1,316</b>	<b>3,925,376</b>	<b>1,903</b>	<b>1,968</b>	<b>4,876.1</b>	<b>3,553</b>	<b>5,116</b>	<b>0</b>
<b>Indiana</b>															
		Navy Active	Crane	2,354	11,024,356	0	0	37	70,778	62,433	62,433	3,739.6	0	0	0
* OTHER SITE(S) : 2				3	7,184	1	38,727	0	0	461	464	10.5	0	0	0
			<b>Indiana Total:</b>	<b>2,357</b>	<b>11,031,540</b>	<b>1</b>	<b>38,727</b>	<b>37</b>	<b>70,778</b>	<b>62,894</b>	<b>62,898</b>	<b>3,750.1</b>	<b>0</b>	<b>0</b>	<b>0</b>
<b>Iowa</b>															
* OTHER SITE(S) : 1				1	47,249	0	0	0	0	4	4	10.4	0	0	0
			<b>Iowa Total:</b>	<b>1</b>	<b>47,249</b>	<b>0</b>	<b>0</b>	<b>0</b>	<b>0</b>	<b>4</b>	<b>4</b>	<b>10.4</b>	<b>0</b>	<b>0</b>	<b>0</b>
<b>Kansas</b>															
* OTHER SITE(S) : 1				3	40,462	0	0	0	0	8	8	8.5	0	0	0
			<b>Kansas Total:</b>	<b>3</b>	<b>40,462</b>	<b>0</b>	<b>0</b>	<b>0</b>	<b>0</b>	<b>8</b>	<b>8</b>	<b>8.5</b>	<b>0</b>	<b>0</b>	<b>0</b>
<b>Kentucky</b>															
* OTHER SITE(S) : 1				5	35,972	0	0	0	0	5	5	7.8	0	0	0
			<b>Kentucky Total:</b>	<b>5</b>	<b>35,972</b>	<b>0</b>	<b>0</b>	<b>0</b>	<b>0</b>	<b>5</b>	<b>5</b>	<b>7.8</b>	<b>0</b>	<b>0</b>	<b>0</b>
<b>Louisiana</b>															
		Navy Active	Belle Chasse	194	2,148,624	0	0	1	92,100	5,009	5,210	807.9	0	0	0
		Navy Active	New Orleans	11	1,020,076	0	0	0	0	25	26	300.2	0	0	0
* OTHER SITE(S) : 5				84	926,964	3	323,187	112	339,288	15	28	385.3	386	435	0
			<b>Louisiana Total:</b>	<b>289</b>	<b>4,095,664</b>	<b>3</b>	<b>323,187</b>	<b>113</b>	<b>431,388</b>	<b>5,049</b>	<b>5,264</b>	<b>1,493.4</b>	<b>386</b>	<b>435</b>	<b>0</b>

\* US Locations that do not meet criteria of at least ten (10) Acres AND at least \$10M PRV. US Territories and Non-US Locations that do not meet criteria of at least ten (10) Acres OR at least \$10M PRV.

**DEPARTMENT OF DEFENSE - Navy**  
**Base Structure Report - As of 30 Sept 2011**

SITE	BRAC 2005	COMPONENT	NAME NEAREST CITY	BUILDINGS						ACRES OWNED	TOTAL ACRES	PRV (\$M)	MIL	CIV	OTHER
				OWNED		LEASED		OTHER							
				COUNT	SQFT	COUNT	SQFT	COUNT	SQFT						
<b>Maine</b>															
NAS Brunswick		Navy Active	Brunswick	146	1,259,739	0	0	0	0	3,265	3,287	528.2	702	473	0
NAS Brunswick Topsham		Navy Active	Topsham	10	74,498	0	0	0	0	91	91	28.1	0	0	0
NAS Portsmouth NCTS Cutler VLF Area		Navy Active	Cutler	37	124,647	0	0	0	0	2,805	2,805	91.8	0	0	0
NAS Portsmouth Redington Township		Navy Active	Rangeley	64	46,394	0	0	0	0	12,468	12,468	15.8	0	0	0
NSY Portsmouth		Navy Active	Kittery	245	4,114,277	0	0	42	108,412	309	309	1,414.0	0	0	0
* OTHER SITE(S) : 6				26	45,950	0	0	0	0	204	209	19.5	0	0	0
<b>Maine Total:</b>				<b>528</b>	<b>5,665,505</b>	<b>0</b>	<b>0</b>	<b>42</b>	<b>108,412</b>	<b>19,143</b>	<b>19,170</b>	<b>2,097.6</b>	<b>702</b>	<b>473</b>	<b>0</b>
<b>Maryland</b>															
Blossom Point MD		Navy Active	La Plata	22	74,839	0	0	0	0	265	265	22.0	0	0	0
Glenn Forest		Navy Active	Lexington Park	0	0	0	0	58	438,608	139	139	66.4	0	0	0
NAS Patuxent River		Navy Active	Patuxent River	517	6,594,597	0	0	193	318,223	6,398	6,398	2,641.0	1,600	8,223	0
National Naval Medical Center Bethesda		Navy Active	Bethesda	84	3,550,514	0	0	0	0	242	243	1,423.6	2,586	2,299	0
Naval Academy North Severn		Navy Active	Annapolis	69	650,109	0	0	44	237,298	806	806	260.6	7	0	0
NMIC Suitland		Navy Active	Suitland	8	822,021	0	0	0	0	42	42	211.6	0	0	0
NSA Annapolis		Navy Active	Annapolis	56	4,095,829	0	0	46	216,876	286	286	1,351.6	0	0	0
NSA Annapolis Chesapeake Bay Detach		Navy Active	Solomons	54	182,843	0	0	0	0	168	168	79.9	0	0	0
NSA Annapolis Gambrills Md		Navy Active	Annapolis	56	105,960	0	0	0	0	856	856	26.7	0	0	0
NSA South Potomac Stump Neck Area		Navy Active	Indian Head	89	399,538	0	0	0	0	1,087	1,087	125.5	0	0	0
NSWC Carderock		Navy Active	Bethesda	78	1,894,465	0	0	0	0	186	186	641.2	0	0	0
NSWC Indian Head		Navy Active	Indian Head	1,011	2,637,216	0	0	67	250,472	1,959	1,959	1,147.2	0	0	0
Solomons Island MD		Navy Active	Solomons	114	286,842	0	0	1	5,340	295	295	82.7	0	0	0
Upper Yard Annapolis		Navy Active	Annapolis	43	544,544	0	0	57	417,258	69	69	271.7	0	0	0
Webster Field		Navy Active	Saint Inigoes	71	564,881	0	0	1	190	968	968	257.0	0	0	0
* OTHER SITE(S) : 32				40	100,660	6	100,238	1	97	6,359	7,029	60.1	0	0	0
<b>Maryland Total:</b>				<b>2,312</b>	<b>22,504,857</b>	<b>6</b>	<b>100,238</b>	<b>468</b>	<b>1,884,362</b>	<b>20,126</b>	<b>20,797</b>	<b>8,668.8</b>	<b>4,193</b>	<b>10,522</b>	<b>0</b>
<b>Massachusetts</b>															
CSO NAS South Weymouth MA		Navy Active	Weymouth	164	995,801	0	0	0	0	1,518	1,518	486.6	0	0	0
CSO NAS South Weymouth Squantum Housing		Navy Active	Weymouth	38	107,962	0	0	0	0	28	28	18.0	0	0	0
Fort Dawes		Navy Active	Weymouth	5	38,582	0	0	0	0	77	77	11.6	0	0	0
NAVPRO Pittsfield		Navy Active	Pittsfield	7	827,949	0	0	0	0	30	30	229.9	0	0	0
NWIRP Bedford		Navy Active	Bedford	9	276,796	0	0	0	0	46	79	101.9	0	0	0

\* US Locations that do not meet criteria of at least ten (10) Acres AND at least \$10M PRV. US Territories and Non-US Locations that do not meet criteria of at least ten (10) Acres OR at least \$10M PRV.

**DEPARTMENT OF DEFENSE - Navy**  
**Base Structure Report - As of 30 Sept 2011**

SITE	BRAC 2005	COMPONENT	NAME NEAREST CITY	BUILDINGS						ACRES OWNED	TOTAL ACRES	PRV (\$M)	MIL	CIV	OTHER
				OWNED		LEASED		OTHER							
				COUNT	SQFT	COUNT	SQFT	COUNT	SQFT						
* OTHER SITE(S) : 7				7	116,165	0	0	12	152,274	24	25	82.5	0	0	0
<b>Massachusetts Total:</b>				<b>230</b>	<b>2,363,255</b>	<b>0</b>	<b>0</b>	<b>12</b>	<b>152,274</b>	<b>1,724</b>	<b>1,757</b>	<b>930.6</b>	<b>0</b>	<b>0</b>	<b>0</b>
<b>Michigan</b>															
NOSC Battle Creek				6	58,116	0	0	0	0	26	157	14.2	0	0	0
* OTHER SITE(S) : 6				18	195,964	0	0	4	77,363	906	916	74.3	13	0	0
<b>Michigan Total:</b>				<b>24</b>	<b>254,080</b>	<b>0</b>	<b>0</b>	<b>4</b>	<b>77,363</b>	<b>932</b>	<b>1,074</b>	<b>88.5</b>	<b>13</b>	<b>0</b>	<b>0</b>
<b>Minnesota</b>															
NOSC Minneapolis				1	97,226	0	0	0	0	12	12	23.7	0	0	0
NOSC Saint Paul MN				4	69,174	0	0	0	0	10	11	16.6	0	0	0
* OTHER SITE(S) : 3				2	13,482	0	0	0	0	84	178	3.4	0	0	0
<b>Minnesota Total:</b>				<b>7</b>	<b>179,882</b>	<b>0</b>	<b>0</b>	<b>0</b>	<b>0</b>	<b>106</b>	<b>201</b>	<b>43.6</b>	<b>0</b>	<b>0</b>	<b>0</b>
<b>Mississippi</b>															
Camp Keller (De Soto)				6	18,189	0	0	0	0	0	2,483	17.6	0	0	0
CBC Gulfport				192	4,285,798	0	0	246	947,144	1,094	1,098	1,002.4	1,858	1,632	0
CBC Gulfport Lakeside Housing				8	194,302	0	0	0	0	33	33	39.4	0	0	0
NAS Meridian				157	1,674,125	0	0	173	300,198	8,061	8,065	704.6	0	0	0
OLF Bravo				5	9,239	0	0	0	0	1,255	1,463	44.4	0	0	0
Stennis Space Center				1	782	1	2,876	79	1,143,807	347	347	258.8	1	0	0
* OTHER SITE(S) : 5				1	144	3	4,050	0	0	3,460	5,726	2.5	0	0	0
<b>Mississippi Total:</b>				<b>370</b>	<b>6,182,579</b>	<b>4</b>	<b>6,926</b>	<b>498</b>	<b>2,391,149</b>	<b>14,250</b>	<b>19,215</b>	<b>2,069.8</b>	<b>1,859</b>	<b>1,632</b>	<b>0</b>
<b>Missouri</b>															
NOSC Kansas City				2	49,992	0	0	0	0	0	10	10.8	0	0	0
* OTHER SITE(S) : 4				19	133,582	0	0	0	0	27	27	30.8	0	0	0
<b>Missouri Total:</b>				<b>21</b>	<b>183,574</b>	<b>0</b>	<b>0</b>	<b>0</b>	<b>0</b>	<b>27</b>	<b>37</b>	<b>41.6</b>	<b>0</b>	<b>0</b>	<b>0</b>
<b>Montana</b>															
* OTHER SITE(S) : 1				1	17,000	0	0	0	0	5	5	4.2	0	0	0
<b>Montana Total:</b>				<b>1</b>	<b>17,000</b>	<b>0</b>	<b>0</b>	<b>0</b>	<b>0</b>	<b>5</b>	<b>5</b>	<b>4.2</b>	<b>0</b>	<b>0</b>	<b>0</b>
<b>Nevada</b>															
NAS Fallon				304	2,053,590	0	0	158	261,945	4,428	10,429	1,250.2	905	195	0
NAS Fallon EW Range Fac				7	33,550	0	0	0	0	0	1,831	50.0	0	0	0
NAS Fallon Target B-16				1	480	0	0	0	0	0	27,259	19.5	0	0	0

\* US Locations that do not meet criteria of at least ten (10) Acres AND at least \$10M PRV. US Territories and Non-US Locations that do not meet criteria of at least ten (10) Acres OR at least \$10M PRV.



**DEPARTMENT OF DEFENSE - Navy**  
**Base Structure Report - As of 30 Sept 2011**

SITE	BRAC 2005	COMPONENT	NAME NEAREST CITY	BUILDINGS						ACRES OWNED	TOTAL ACRES	PRV (\$M)	MIL	CIV	OTHER
				OWNED		LEASED		OTHER							
				COUNT	SQFT	COUNT	SQFT	COUNT	SQFT						
NAS Fallon Target B-17		Navy Active	Fallon	3	4,544	0	0	0	0	0	52,940	26.5	0	0	0
NAS Fallon Target B-19		Navy Active	Fallon	1	480	0	0	0	0	0	29,276	22.0	0	0	0
NAS Fallon Target B-20		Navy Active	Fallon	4	1,754	0	0	0	0	19,429	41,117	21.2	0	0	0
* OTHER SITE(S) : 12				6	63,709	2	400	1	100	10,697	81,773	27.5	0	0	0
<b>Nevada Total:</b>				<b>326</b>	<b>2,158,107</b>	<b>2</b>	<b>400</b>	<b>159</b>	<b>262,045</b>	<b>34,555</b>	<b>244,626</b>	<b>1,416.8</b>	<b>905</b>	<b>195</b>	<b>0</b>
<b><u>New Jersey</u></b>															
NWS Earle NJ		Navy Active	Colts Neck	354	1,606,887	0	0	137	702,469	11,146	11,146	995.7	0	0	0
Waterfront Earle		Navy Active	Colts Neck	38	302,355	0	0	1	4,000	705	705	455.7	0	0	0
* OTHER SITE(S) : 8				6	124,485	0	0	0	0	11	20	52.6	13	0	0
<b>New Jersey Total:</b>				<b>398</b>	<b>2,033,727</b>	<b>0</b>	<b>0</b>	<b>138</b>	<b>706,469</b>	<b>11,862</b>	<b>11,871</b>	<b>1,504.1</b>	<b>13</b>	<b>0</b>	<b>0</b>
<b><u>New Mexico</u></b>															
White Sands NM		Navy Active	White Sands Msl Rge	43	214,455	0	0	0	0	85	85	65.6	0	0	0
<b>New Mexico Total:</b>				<b>43</b>	<b>214,455</b>	<b>0</b>	<b>0</b>	<b>0</b>	<b>0</b>	<b>85</b>	<b>85</b>	<b>65.6</b>	<b>0</b>	<b>0</b>	<b>0</b>
<b><u>New York</u></b>															
Housing Ballston Spa		Navy Active	Saratoga Spgs	0	0	0	0	60	156,565	31	31	23.0	0	0	0
Naval Support Unit Saratoga Springs		Navy Active	Saratoga Spgs	9	51,635	0	0	23	150,041	39	61	40.2	0	0	0
NAVSUBASE New London Mitchel Field		Navy Active	Hempstead	4	70,229	0	0	93	365,213	45	45	76.8	0	0	0
NAVSUBASE New London Mitchel Manor 1		Navy Active	Hempstead	0	0	0	0	15	221,845	30	30	34.1	0	0	0
NAVSUBASE New London Mitchel Manor 2		Navy Active	East Meadow	0	0	0	0	9	143,094	37	37	27.8	0	0	0
NOSC Rochester NY		Navy Reserve	Rochester	2	53,138	0	0	0	0	10	10	13.3	0	0	0
NUWC Fishers Island		Navy Active	Fishers Island	8	17,754	0	0	0	0	72	78	10.7	0	0	0
* OTHER SITE(S) : 13				29	505,270	1	1,000	0	0	530	535	120.3	0	0	0
<b>New York Total:</b>				<b>52</b>	<b>698,026</b>	<b>1</b>	<b>1,000</b>	<b>200</b>	<b>1,036,758</b>	<b>794</b>	<b>826</b>	<b>346.2</b>	<b>0</b>	<b>0</b>	<b>0</b>
<b><u>North Carolina</u></b>															
Harvey Point NC		Navy Active	Hertford	21	40,593	0	0	0	0	1,675	1,791	36.2	0	0	0
NOSC Greensboro NC		Navy Reserve	Greensboro	5	70,122	0	0	0	0	10	10	15.2	0	0	0
* OTHER SITE(S) : 14				8	113,351	1	637	0	0	1,226	1,331	24.2	0	0	0
<b>North Carolina Total:</b>				<b>34</b>	<b>224,066</b>	<b>1</b>	<b>637</b>	<b>0</b>	<b>0</b>	<b>2,912</b>	<b>3,132</b>	<b>75.6</b>	<b>0</b>	<b>0</b>	<b>0</b>
<b><u>North Dakota</u></b>															
* OTHER SITE(S) : 3				5	12,105	0	0	1	11,300	2	836	7.6	0	0	0

\* US Locations that do not meet criteria of at least ten (10) Acres AND at least \$10M PRV. US Territories and Non-US Locations that do not meet criteria of at least ten (10) Acres OR at least \$10M PRV.

**DEPARTMENT OF DEFENSE - Navy**  
**Base Structure Report - As of 30 Sept 2011**

SITE	BRAC 2005	COMPONENT	NAME NEAREST CITY	BUILDINGS						ACRES OWNED	TOTAL ACRES	PRV (\$M)	MIL	CIV	OTHER
				OWNED		LEASED		OTHER							
				COUNT	SQFT	COUNT	SQFT	COUNT	SQFT						
<b>North Dakota Total:</b>				<b>5</b>	<b>12,105</b>	<b>0</b>	<b>0</b>	<b>1</b>	<b>11,300</b>	<b>2</b>	<b>836</b>	<b>7.6</b>	<b>0</b>	<b>0</b>	<b>0</b>
<b><u>Northern Mariana Islands</u></b>															
Farrallon De Medinilla		Navy Active	Saipan, Mariana Isl	0	0	0	0	0	0	0	206	0.0	0	0	0
NAVBASE Guam Saipan		Navy Active	Saipan, Mariana Isl	0	0	0	0	0	0	0	177	0.0	0	0	0
NAVBASE Guam Tinian		Navy Active	Tinian, Mariana Isl	0	0	0	0	0	0	0	15,347	0.1	0	0	0
<b>Northern Mariana Islands Total:</b>				<b>0</b>	<b>0</b>	<b>0</b>	<b>0</b>	<b>0</b>	<b>0</b>	<b>0</b>	<b>15,730</b>	<b>0.1</b>	<b>0</b>	<b>0</b>	<b>0</b>
<b><u>Ohio</u></b>															
Bratenahl		Navy Active	Cleveland	11	77,147	0	0	0	0	27	31	20.9	0	0	0
NOSC Columbus		Navy Reserve	Columbus	8	136,503	0	0	0	0	24	24	27.9	0	0	0
NOSC Toledo Oh		Navy Reserve	Toledo	3	52,591	0	0	0	0	14	14	12.8	0	0	0
* OTHER SITE(S) : 4				11	143,727	0	0	0	0	3	23	29.0	0	0	0
<b>Ohio Total:</b>				<b>33</b>	<b>409,968</b>	<b>0</b>	<b>0</b>	<b>0</b>	<b>0</b>	<b>69</b>	<b>92</b>	<b>90.6</b>	<b>0</b>	<b>0</b>	<b>0</b>
<b><u>Oklahoma</u></b>															
NOSC Tulsa OK		Navy Reserve	Broken Arrow	2	63,644	0	0	0	0	11	11	13.9	0	0	0
* OTHER SITE(S) : 1				0	0	1	3,714	0	0	0	0	1.0	0	0	0
<b>Oklahoma Total:</b>				<b>2</b>	<b>63,644</b>	<b>1</b>	<b>3,714</b>	<b>0</b>	<b>0</b>	<b>11</b>	<b>11</b>	<b>14.9</b>	<b>0</b>	<b>0</b>	<b>0</b>
<b><u>Oregon</u></b>															
Naval Weapons Systems Training Facility Boardman		Navy Active	Boardman	4	8,328	0	0	0	0	19,223	62,871	21.9	0	0	0
NOSC Portland		Navy Reserve	Portland	5	68,227	0	0	0	0	14	14	21.5	0	0	0
* OTHER SITE(S) : 2				5	21,337	0	0	0	0	0	39	6.5	0	0	0
<b>Oregon Total:</b>				<b>14</b>	<b>97,892</b>	<b>0</b>	<b>0</b>	<b>0</b>	<b>0</b>	<b>19,237</b>	<b>62,924</b>	<b>49.8</b>	<b>0</b>	<b>0</b>	<b>0</b>
<b><u>Pennsylvania</u></b>															
CSO Philadelphia PA NH		Navy Active	Philadelphia	55	698,061	0	0	0	0	49	49	303.8	0	0	0
CSO Warminster NAWC-AD		Navy Active	Warminster	63	1,410,278	0	0	0	0	542	542	485.2	0	0	0
NAS JRB Willow Grove		Navy Active	Willow Grove	125	1,127,886	0	0	0	0	884	967	484.6	793	4,666	0
NOSC Pittsburgh		Navy Reserve	Pittsburgh	4	66,135	0	0	0	0	13	13	14.2	0	0	0
NSA Mechanicsburg		Navy Active	Mechanicsburg	119	8,640,496	2	1,100	1	6,264	818	818	1,404.2	0	0	0
NSA Mechanicsburg Det Philadelphia Annex PNBC		Navy Active	Philadelphia	47	2,275,316	0	0	0	0	262	262	967.9	0	0	0
NSA Mechanicsburg Det Philadelphia PA		Navy Active	Philadelphia	28	2,244,919	0	0	0	0	134	134	678.2	0	0	0
* OTHER SITE(S) : 10				74	650,324	0	0	0	0	46	47	146.0	0	0	0
<b>Pennsylvania Total:</b>				<b>515</b>	<b>17,113,415</b>	<b>2</b>	<b>1,100</b>	<b>1</b>	<b>6,264</b>	<b>2,748</b>	<b>2,832</b>	<b>4,484.1</b>	<b>793</b>	<b>4,666</b>	<b>0</b>

\* US Locations that do not meet criteria of at least ten (10) Acres AND at least \$10M PRV. US Territories and Non-US Locations that do not meet criteria of at least ten (10) Acres OR at least \$10M PRV.

**DEPARTMENT OF DEFENSE - Navy**  
**Base Structure Report - As of 30 Sept 2011**

SITE	BRAC 2005	COMPONENT	NAME NEAREST CITY	BUILDINGS						ACRES OWNED	TOTAL ACRES	PRV (\$M)	MIL	CIV	OTHER
				OWNED		LEASED		OTHER							
				COUNT	SQFT	COUNT	SQFT	COUNT	SQFT						
<b>Puerto Rico</b>															
Cabeza De Perro		Navy Active	Ceiba, Ceiba	0	0	0	0	0	0	29	29	0.0	0	0	0
Fort Allen Puerto Rico		Navy Active	Juana Diaz	2	8,067	0	0	0	0	0	117	2.8	0	0	0
Low Frequency Transmitter Site Aguada		Navy Active	Aguada	3	13,027	0	0	0	0	388	388	9.0	0	0	0
Naval Activity Puerto Rico		Navy Active	Roosevelt, San Juan	1,246	4,939,765	0	0	1	52,255	8,193	8,239	1,925.7	0	0	0
NSGA Sabana Seca PR		Navy Active	Sabana Seca, Manati	169	456,796	0	0	0	0	2,778	2,927	180.5	0	0	0
Pico Del Este - AFWTF		Navy Active	Naguabo	9	20,063	0	0	0	0	0	0	14.9	0	0	0
Pineros Island		Navy Active	Ceiba, Ceiba	0	0	0	0	0	0	325	325	0.0	0	0	0
Vieques West		Navy Active	Vieques, Vieques	0	0	0	0	0	0	62	62	0.0	0	0	0
Vieques West Puerto Rico		Navy Active	Vieques, Vieques	2	8,031	0	0	0	0	386	386	3.4	0	0	0
* OTHER SITE(S) : 1				6	23,123	0	0	0	0	0	0	5.8	0	0	0
<b>Puerto Rico Total:</b>				<b>1,437</b>	<b>5,468,872</b>	<b>0</b>	<b>0</b>	<b>1</b>	<b>52,255</b>	<b>12,162</b>	<b>12,475</b>	<b>2,142.1</b>	<b>0</b>	<b>0</b>	<b>0</b>
<b>Rhode Island</b>															
CSO Davisville CBC		Navy Active	Davisville	165	2,753,731	0	0	0	0	910	910	654.0	0	0	0
Fort Adams RI		Navy Active	Newport	20	97,609	0	0	0	0	24	24	21.3	0	0	0
Gould Island RI		Navy Active	Jamestown	1	28,155	0	0	0	0	13	13	14.0	0	0	0
NS Newport		Navy Active	Newport	280	5,692,443	0	0	0	0	1,327	1,329	2,025.0	1,589	3,729	0
NS Newport Melville		Navy Active	Portsmouth	37	85,069	0	0	0	0	24	24	223.2	0	0	0
* OTHER SITE(S) : 6				543	2,211,771	0	0	0	0	0	0	462.9	0	0	0
<b>Rhode Island Total:</b>				<b>1,046</b>	<b>10,868,778</b>	<b>0</b>	<b>0</b>	<b>0</b>	<b>0</b>	<b>2,298</b>	<b>2,299</b>	<b>3,400.4</b>	<b>1,589</b>	<b>3,729</b>	<b>0</b>
<b>South Carolina</b>															
Naval Health Clinic Charleston		Navy Active	Charleston	3	386,429	0	0	0	0	23	24	126.7	0	0	0
NAVHOSP Beaufort		Navy Active	Beaufort	20	434,328	0	0	0	0	126	127	239.7	711	1,026	0
* OTHER SITE(S) : 3				2	45,298	0	0	34	113,948	6	10	27.8	0	0	0
<b>South Carolina Total:</b>				<b>25</b>	<b>866,055</b>	<b>0</b>	<b>0</b>	<b>34</b>	<b>113,948</b>	<b>155</b>	<b>161</b>	<b>394.2</b>	<b>711</b>	<b>1,026</b>	<b>0</b>
<b>South Dakota</b>															
* OTHER SITE(S) : 1				2	16,096	0	0	0	0	1	1	3.3	0	0	0
<b>South Dakota Total:</b>				<b>2</b>	<b>16,096</b>	<b>0</b>	<b>0</b>	<b>0</b>	<b>0</b>	<b>1</b>	<b>1</b>	<b>3.3</b>	<b>0</b>	<b>0</b>	<b>0</b>
<b>Tennessee</b>															
NSA Midsouth Memphis		Navy Active	Millington	148	2,579,357	23	36,518	370	815,411	1,475	1,871	831.8	1,929	1,349	0
NSWC Carderock Div		Navy Active	Memphis	4	486,354	0	0	0	0	61	147	124.7	0	0	0
* OTHER SITE(S) : 5				9	176,942	0	0	0	0	11	19	39.1	0	0	0

\* US Locations that do not meet criteria of at least ten (10) Acres AND at least \$10M PRV. US Territories and Non-US Locations that do not meet criteria of at least ten (10) Acres OR at least \$10M PRV.

**DEPARTMENT OF DEFENSE - Navy**  
**Base Structure Report - As of 30 Sept 2011**

SITE	BRAC 2005	COMPONENT	NAME NEAREST CITY	BUILDINGS						ACRES OWNED	TOTAL ACRES	PRV (\$M)	MIL	CIV	OTHER
				OWNED		LEASED		OTHER							
				COUNT	SQFT	COUNT	SQFT	COUNT	SQFT						
<b>Tennessee Total:</b>				<b>161</b>	<b>3,242,653</b>	<b>23</b>	<b>36,518</b>	<b>370</b>	<b>815,411</b>	<b>1,546</b>	<b>2,037</b>	<b>995.6</b>	<b>1,929</b>	<b>1,349</b>	<b>0</b>
<b>Texas</b>															
ALF Cabaniss		Navy Active	Corpus Christi	3	4,080	0	0	0	0	931	953	58.2	0	0	0
ALF Orange		Navy Active	Orange Grove	17	18,244	0	0	0	0	1,596	1,596	98.2	0	0	0
ALF Waldron		Navy Active	Corpus Christi	2	4,000	0	0	0	0	901	903	55.2	0	0	0
Dixie Target Range		Navy Active	Seven Sisters	9	19,848	0	0	0	0	6,761	7,825	40.7	0	0	0
Nalf Goliad		Navy Active	Berclair	2	6,517	0	0	0	0	1,136	1,136	59.9	0	0	0
NAS Corpus Christi		Navy Active	Corpus Christi	295	5,428,228	0	0	10	199,528	2,625	2,630	1,677.9	4,636	737	0
NAS JRB Fort Worth		Navy Active	Fort Worth	276	3,056,899	0	0	87	425,586	2,081	2,151	1,111.2	49,543	2,135	0
NAS Kingsville		Navy Active	Kingsville	155	1,125,069	0	0	0	0	3,987	3,987	541.7	0	0	0
NOSC Harlingen		Navy Reserve	Harlingen	3	64,467	0	0	0	0	0	15	11.4	0	0	0
NOSC San Antonio		Navy Reserve	San Antonio	5	78,926	0	0	0	0	14	14	16.8	0	0	0
NOSC-MCRC El Paso		Navy Reserve	El Paso	4	41,424	0	0	0	0	0	14	10.0	0	0	0
NWIRP Dallas		Navy Active	Dallas	118	4,702,583	0	0	0	0	425	425	976.1	0	0	0
* OTHER SITE(S) : 15				116	1,019,398	1	1,686	2	12,600	261	3,181	384.1	1,029	2	0
<b>Texas Total:</b>				<b>1,005</b>	<b>15,569,683</b>	<b>1</b>	<b>1,686</b>	<b>99</b>	<b>637,714</b>	<b>20,718</b>	<b>24,829</b>	<b>5,041.5</b>	<b>55,208</b>	<b>2,874</b>	<b>0</b>
<b>Utah</b>															
NAVSUPPET Monterey Det Magna Utah		Navy Active	Magna	136	379,427	0	0	0	0	512	512	112.5	0	0	0
* OTHER SITE(S) : 1				3	42,895	0	0	0	0	3	3	10.4	0	0	0
<b>Utah Total:</b>				<b>139</b>	<b>422,322</b>	<b>0</b>	<b>0</b>	<b>0</b>	<b>0</b>	<b>515</b>	<b>515</b>	<b>122.9</b>	<b>0</b>	<b>0</b>	<b>0</b>
<b>Vermont</b>															
* OTHER SITE(S) : 1				1	19,616	0	0	0	0	5	5	4.3	0	0	0
<b>Vermont Total:</b>				<b>1</b>	<b>19,616</b>	<b>0</b>	<b>0</b>	<b>0</b>	<b>0</b>	<b>5</b>	<b>5</b>	<b>4.3</b>	<b>0</b>	<b>0</b>	<b>0</b>
<b>Virginia</b>															
ALF Fentress Chesapeake		Navy Active	Virginia Beach	13	21,076	0	0	0	0	2,527	2,736	57.0	0	0	0
Arlington Service Center		Navy Active	Arlington	11	262,369	0	0	4	8,256	18	31	73.5	0	0	0
Cheatham Annex		Navy Active	Williamsburg	205	3,232,501	0	0	0	0	2,353	3,146	631.4	0	0	0
Craney Island		Navy Active	Portsmouth	24	60,257	0	0	0	0	906	927	341.9	0	0	0
Elizabeth River Channel		Navy Active	Norfolk	5	13,897	0	0	0	0	0	11	34.5	0	0	0
Fort Story		Navy Active	Norfolk	218	1,180,261	0	0	72	333,835	1,450	1,450	441.6	1,878	67	194
NAS Oceana		Navy Active	Virginia Beach	280	3,940,069	0	0	57	114,454	776	1,085	1,531.1	5,794	1,311	0
NAS Oceana Dam Neck		Navy Active	Virginia Beach	167	3,262,034	0	0	102	915,919	1,919	1,920	1,019.0	672	74	0
NAS Oceana Midway Manor		Navy Active	Virginia Beach	2	2,105	0	0	179	636,546	97	99	87.5	0	0	0
Naval Medical Center Portsmouth		Navy Active	Portsmouth	35	2,211,010	0	0	3	5,891	111	111	980.9	3,135	2,529	0
NAVPHIBASE Little Creek		Navy Active	Norfolk	350	4,526,130	0	0	373	1,056,560	2,143	2,282	1,716.5	8,676	2,530	0

\* US Locations that do not meet criteria of at least ten (10) Acres AND at least \$10M PRV. US Territories and Non-US Locations that do not meet criteria of at least ten (10) Acres OR at least \$10M PRV.

**DEPARTMENT OF DEFENSE - Navy**  
**Base Structure Report - As of 30 Sept 2011**

SITE	BRAC 2005	COMPONENT	NAME NEAREST CITY	BUILDINGS						ACRES OWNED	TOTAL ACRES	PRV (\$M)	MIL	CIV	OTHER
				OWNED		LEASED		OTHER							
				COUNT	SQFT	COUNT	SQFT	COUNT	SQFT						
NS Norfolk		Navy Active	Norfolk	531	15,211,519	0	0	369	1,456,926	3,599	3,603	5,373.3	35,443	14,381	0
NSA Norfolk		Navy Active	Norfolk	205	2,349,866	0	0	675	2,045,547	801	801	918.8	0	0	0
NSA Norfolk Fire Fighters School		Navy Active	Norfolk	6	45,371	0	0	0	0	12	13	13.3	0	0	0
NSA Norfolk Lafayette Rvr Complex		Navy Active	Norfolk	11	255,805	0	0	2	13,395	20	20	71.3	0	0	0
NSA Norfolk New Gosport/NNSY		Navy Active	Portsmouth	4	28,846	0	0	0	0	57	57	16.6	0	0	0
NSA Norfolk Northwest Chesapeake Va		Navy Active	Chesapeake Va	193	723,615	0	0	0	0	2,805	3,798	269.9	0	0	0
NSA Norfolk NSY		Navy Active	Portsmouth	173	6,095,528	0	0	11	64,215	551	585	2,256.1	0	0	0
NSA Norfolk SDA Area		Navy Active	Norfolk	17	984,169	0	0	0	0	90	91	161.2	0	0	0
NSA Norfolk South Gate		Navy Active	Portsmouth	21	158,884	0	0	0	0	63	63	84.1	0	0	0
NSA Norfolk St Helena Norfolk		Navy Active	Norfolk	4	7,414	0	0	0	0	12	12	36.3	0	0	0
NSA Norfolk St Juliens Creek Annex		Navy Active	Portsmouth	78	673,537	0	0	0	0	490	499	210.4	0	0	0
NSA Norfolk Stanley Court/NNSY		Navy Active	Portsmouth	0	0	0	0	80	161,865	16	16	21.0	0	0	0
NSA South Potomac		Navy Active	Dahlgren	322	3,014,825	0	0	259	385,220	2,677	2,677	1,050.0	676	4,048	0
NSA South Potomac Pumpkin Neck		Navy Active	King George	24	46,701	0	0	0	0	1,641	1,641	23.2	0	0	0
NWS Yorktown		Navy Active	Yorktown	435	3,058,203	0	0	197	578,408	10,356	10,637	1,059.0	0	0	0
Wallops Island Va		Navy Active	Wallops Island	93	407,722	0	0	0	0	5	90	117.9	0	0	0
Yorktown Fuel Depot		Navy Active	Yorktown	43	20,488	0	0	0	0	111	111	129.0	0	0	0
<b>* OTHER SITE(S) : 47</b>				122	973,774	45	905,883	80	199,894	13,011	23,903	430.3	2,924	3	0
<b>Virginia Total:</b>				<b>3,592</b>	<b>52,767,978</b>	<b>45</b>	<b>905,883</b>	<b>2,463</b>	<b>7,976,931</b>	<b>48,618</b>	<b>62,417</b>	<b>19,156.7</b>	<b>59,198</b>	<b>24,943</b>	<b>194</b>

**Washington**

Bremerton		Navy Active	Bremerton	87	2,890,291	0	0	61	188,557	117	120	1,377.6	374	0	0
Bremerton RR		Navy Active	Shelton	0	0	0	0	0	0	1,232	1,232	28.9	0	0	0
CSO NS Puget Sound		Navy Active	Seattle	50	1,284,503	0	0	0	0	157	157	340.7	0	0	0
Jackson Park Hsg		Navy Active	Bremerton	448	1,380,638	0	0	0	0	160	160	256.3	0	0	0
Jim Creek		Navy Active	Oso	62	124,935	0	0	6	8,974	3,839	4,901	116.3	0	0	0
Keyport NUWC		Navy Active	Keyport	158	1,292,215	0	0	34	66,885	356	358	466.9	0	0	0
Manchester		Navy Active	Bremerton	22	92,396	0	0	0	0	234	234	329.4	0	0	0
Marysville WA		Navy Active	Marysville	13	280,788	0	0	0	0	52	52	80.8	0	0	0
NAS Whidbey Island		Navy Active	Oak Harbor	228	3,028,635	0	0	160	419,996	4,358	4,361	1,748.5	3,241	322	0
NAS Whidbey Island - Racon Hill		Navy Active	Oak Harbor	5	4,572	0	0	0	0	22	22	15.9	0	0	0
NAS Whidbey Island Sea Plane Base		Navy Active	Oak Harbor	75	580,725	0	0	937	2,632,276	2,784	2,785	756.0	0	0	0
Naval Medical Center Bremerton		Navy Active	Bremerton	19	374,099	0	0	0	0	49	49	246.1	0	0	0
NAVBASE Kitsap Bremerton		Navy Active	Bangor	607	5,203,672	0	0	359	2,142,164	6,603	6,609	3,254.3	6,477	15,528	0
NAVMAG Indian Island		Navy Active	Port Townsend	161	490,094	0	0	0	0	2,716	2,716	336.9	0	0	0
NOSC Spokane		Navy Reserve	Spokane	9	68,291	0	0	0	0	23	23	16.8	0	0	0
NS Everett		Navy Active	Everett	63	978,172	0	0	0	0	213	213	565.7	876	87	0
OLF Coupeville		Navy Active	Coupeville	6	6,566	0	0	3	2,262	664	1,060	43.5	0	0	0
Shipyard Puget Sound		Navy Active	Bremerton	160	3,920,570	1	11,992	0	0	570	570	2,458.0	71	36	0

\* US Locations that do not meet criteria of at least ten (10) Acres AND at least \$10M PRV. US Territories and Non-US Locations that do not meet criteria of at least ten (10) Acres OR at least \$10M PRV.

**DEPARTMENT OF DEFENSE - Navy**  
**Base Structure Report - As of 30 Sept 2011**

SITE	BRAC 2005	COMPONENT	NAME NEAREST CITY	BUILDINGS						ACRES OWNED	TOTAL ACRES	PRV (\$M)	MIL	CIV	OTHER
				OWNED		LEASED		OTHER							
				COUNT	SQFT	COUNT	SQFT	COUNT	SQFT						
* OTHER SITE(S) : 45				62	207,874	1	38,601	36	105,771	1,694	1,705	123.5	0	0	0
<b>Washington Total:</b>				<b>2,235</b>	<b>22,209,036</b>	<b>2</b>	<b>50,593</b>	<b>1,596</b>	<b>5,566,885</b>	<b>25,844</b>	<b>27,327</b>	<b>12,562.0</b>	<b>11,039</b>	<b>15,973</b>	<b>0</b>
<b>West Virginia</b>															
		Navy Active	Keyser	168	1,468,777	0	0	0	0	1,639	1,785	418.4	0	0	0
		Navy Active	Sugar Grove	47	146,449	1	200	43	136,162	647	647	104.7	0	0	0
* OTHER SITE(S) : 3				28	161,436	0	0	0	0	3	3	59.3	0	0	0
<b>West Virginia Total:</b>				<b>243</b>	<b>1,776,662</b>	<b>1</b>	<b>200</b>	<b>43</b>	<b>136,162</b>	<b>2,289</b>	<b>2,435</b>	<b>582.4</b>	<b>0</b>	<b>0</b>	<b>0</b>
<b>Wisconsin</b>															
		Navy Reserve	Ashwaubenon	2	41,861	0	0	0	0	10	10	10.4	0	0	0
* OTHER SITE(S) : 3				1	57,848	1	19,675	0	0	0	6	19.0	0	0	0
<b>Wisconsin Total:</b>				<b>3</b>	<b>99,709</b>	<b>1</b>	<b>19,675</b>	<b>0</b>	<b>0</b>	<b>10</b>	<b>16</b>	<b>29.3</b>	<b>0</b>	<b>0</b>	<b>0</b>
<b>US/US Territories Total:</b>				<b>36,490</b>	<b>364,098,132</b>	<b>481</b>	<b>3,057,167</b>	<b>19,067</b>	<b>67,186,882</b>	<b>601,883</b>	<b>2,090,077</b>	<b>176,721.7</b>	<b>236,129</b>	<b>151,787</b>	<b>194</b>

\* US Locations that do not meet criteria of at least ten (10) Acres AND at least \$10M PRV. US Territories and Non-US Locations that do not meet criteria of at least ten (10) Acres OR at least \$10M PRV.

**DEPARTMENT OF DEFENSE - Navy**  
**Base Structure Report - As of 30 Sept 2011**

SITE	BRAC 2005	COMPONENT	NAME NEAREST CITY	BUILDINGS						ACRES OWNED	TOTAL ACRES	PRV (\$M)	MIL	CIV	OTHER
				OWNED		LEASED		OTHER							
				COUNT	SQFT	COUNT	SQFT	COUNT	SQFT						
<b>Australia</b>															
Area A-VLF		Navy Active	Exmouth	0	0	0	0	0	0	5,510	0.0	0	0	0	
Area C-HFR		Navy Active	Exmouth	0	0	0	0	0	0	9,463	0.0	0	0	0	
NAVCOMMSTA H E Holt		Navy Active	Northwest Cape	0	0	0	0	0	0	5,099	0.0	0	0	0	
<b>Australia Total:</b>				<b>0</b>	<b>0</b>	<b>0</b>	<b>0</b>	<b>0</b>	<b>0</b>	<b>20,072</b>	<b>0.0</b>	<b>0</b>	<b>0</b>	<b>0</b>	
<b>Bahamas</b>															
AUTEC Main Base		Navy Active	Andros Island	139	649,527	0	0	0	0	539	364.5	0	0	0	
AUTEC Salvador Point		Navy Active	Andros Island	10	11,395	0	0	0	0	0	14.9	0	0	0	
* OTHER SITE(S) : 4				8	4,961	0	0	0	0	0	17.0	0	0	0	
<b>Bahamas Total:</b>				<b>157</b>	<b>665,883</b>	<b>0</b>	<b>0</b>	<b>0</b>	<b>0</b>	<b>539</b>	<b>396.4</b>	<b>0</b>	<b>0</b>	<b>0</b>	
<b>Bahrain</b>															
NSA Bahrain		Navy Active	Manama	145	1,149,779	1	483	1	308	0	562.4	2,111	124	0	
NSA Bahrain - Aviation Unit		Navy Active	Al Jufayr	12	22,349	3	83,255	0	0	0	55.9	0	0	0	
Muharraq															
NSA Bahrain - Banz Wrhs Compound		Navy Active	Al Jufayr	2	811	15	979,916	0	0	0	222.8	0	0	0	
NSA Bahrain - Dependent School		Navy Active	Al Jufayr	0	0	1	2,090	4	263,383	0	119.1	0	0	0	
NSA Bahrain - Mina Sulman Pier Area		Navy Active	Al Jufayr	6	2,297	2	93,970	0	0	0	89.4	0	0	0	
Sheik Isa		Navy Active	Shaikh Isa	42	115,318	0	0	0	0	0	38.5	0	0	0	
* OTHER SITE(S) : 3				19	11,476	3	16,476	0	0	0	10.1	0	0	0	
<b>Bahrain Total:</b>				<b>226</b>	<b>1,302,029</b>	<b>25</b>	<b>1,176,190</b>	<b>5</b>	<b>263,691</b>	<b>0</b>	<b>1,098.2</b>	<b>2,111</b>	<b>124</b>	<b>0</b>	
<b>Br Indian Ocean Territories</b>															
NAVSUPPFAC Diego Garcia		Navy Active	Diego Garcia, Naval Fac	659	2,714,024	0	0	0	0	7,000	3,239.7	240	2	0	
<b>Br Indian Ocean Territories Total:</b>				<b>659</b>	<b>2,714,024</b>	<b>0</b>	<b>0</b>	<b>0</b>	<b>0</b>	<b>7,000</b>	<b>3,239.7</b>	<b>240</b>	<b>2</b>	<b>0</b>	
<b>Canada</b>															
* OTHER SITE(S) : 2				0	0	1	144	0	0	0	0.1	0	0	0	
<b>Canada Total:</b>				<b>0</b>	<b>0</b>	<b>1</b>	<b>144</b>	<b>0</b>	<b>0</b>	<b>0</b>	<b>0.1</b>	<b>0</b>	<b>0</b>	<b>0</b>	
<b>Cuba</b>															
NS Guantanamo Bay		Navy Active	Guantanamo Bay	1,418	5,926,837	0	0	6	9,844	0	28,817	3,312.0	435	109	
<b>Cuba Total:</b>				<b>1,418</b>	<b>5,926,837</b>	<b>0</b>	<b>0</b>	<b>6</b>	<b>9,844</b>	<b>0</b>	<b>28,817</b>	<b>3,312.0</b>	<b>435</b>	<b>109</b>	
<b>Djibouti</b>															
Camp Lemonier Djibouti		Navy Active	Djibouti	1,019	727,417	0	0	0	0	0	422.5	0	0	0	

\* US Locations that do not meet criteria of at least ten (10) Acres AND at least \$10M PRV. US Territories and Non-US Locations that do not meet criteria of at least ten (10) Acres OR at least \$10M PRV.

**DEPARTMENT OF DEFENSE - Navy**  
**Base Structure Report - As of 30 Sept 2011**

SITE	BRAC 2005	COMPONENT	NAME NEAREST CITY	BUILDINGS				ACRES OWNED	TOTAL ACRES	PRV (\$M)	MIL	CIV	OTHER		
				OWNED		LEASED								OTHER	
				COUNT	SQFT	COUNT	SQFT							COUNT	SQFT
			<b>Djibouti Total:</b>	<b>1,019</b>	<b>727,417</b>	<b>0</b>	<b>0</b>	<b>0</b>	<b>0</b>	<b>0</b>	<b>0</b>	<b>0</b>	<b>0</b>		
<b>Egypt</b>															
		Navy Active	Cairo	21	94,913	3	19,683	0	0	0	3	55.5	12	9	0
* OTHER SITE(S) : 1				0	0	13	26,703	0	0	0	0	9.1	0	0	0
			<b>Egypt Total:</b>	<b>21</b>	<b>94,913</b>	<b>16</b>	<b>46,386</b>	<b>0</b>	<b>0</b>	<b>0</b>	<b>3</b>	<b>64.6</b>	<b>12</b>	<b>9</b>	<b>0</b>
<b>Greece</b>															
		Navy Active	Soudha Bay	1	216	0	0	15	68,700	0	0	27.3	0	0	0
		Navy Active	Soudha Bay	49	463,582	0	0	0	0	0	101	249.9	298	63	0
		Navy Active	Soudha Bay	9	15,087	0	0	0	0	0	0	25.4	0	0	0
		Navy Active	Soudha Bay	8	38,754	0	0	0	0	0	0	10.9	0	0	0
* OTHER SITE(S) : 3				3	21,880	2	6,703	6	25,434	0	0	12.2	0	0	0
			<b>Greece Total:</b>	<b>70</b>	<b>539,519</b>	<b>2</b>	<b>6,703</b>	<b>21</b>	<b>94,134</b>	<b>0</b>	<b>101</b>	<b>325.6</b>	<b>298</b>	<b>63</b>	<b>0</b>
<b>Hong Kong</b>															
* OTHER SITE(S) : 1				0	0	1	5,055	0	0	0	0	1.4	0	0	0
			<b>Hong Kong Total:</b>	<b>0</b>	<b>0</b>	<b>1</b>	<b>5,055</b>	<b>0</b>	<b>0</b>	<b>0</b>	<b>0</b>	<b>1.4</b>	<b>0</b>	<b>0</b>	<b>0</b>
<b>Iceland</b>															
		Navy Active	Grindavik	7	18,421	0	0	0	0	0	1,049	19.1	0	0	0
			<b>Iceland Total:</b>	<b>7</b>	<b>18,421</b>	<b>0</b>	<b>0</b>	<b>0</b>	<b>0</b>	<b>0</b>	<b>1,049</b>	<b>19.1</b>	<b>0</b>	<b>0</b>	<b>0</b>
<b>Italy</b>															
		Navy Active	Catania	6	57,768	0	0	0	0	0	0	48.3	0	0	0
		Navy Active	Naples	66	1,285,325	0	0	1	49,388	0	58	590.3	0	0	0
		Navy Active	Naples	23	21,331	4	10,430	0	0	0	53	26.1	0	0	0
		Navy Active	Gaeta	1	60	2	5,226	4	10,246	0	12	9.4	8	17	0
		Navy Active	Naples	8	14,135	0	0	1	6,487	0	3	15.3	0	0	0
		Navy Active	Catania	54	1,094,585	1	67,800	0	0	0	10	454.1	0	0	0
		Navy Active	Sigonella Sicily	8	28,844	0	0	0	0	0	0	16.5	0	0	0
		Navy Active	Sigonella Sicily	155	1,573,682	0	0	4	15,844	0	315	804.5	1,546	243	217
		Navy Active	Catania	1	11,646	150	958,995	0	0	0	104	202.1	0	0	0
		Navy Active	Sigonella Sicily	28	84,521	0	0	0	0	0	172	41.3	0	0	0
		Navy Active	Naples	2	200,349	162	3,270,868	0	0	0	228	1,032.3	0	0	0
		Navy Active	Naples	0	0	9	370,079	0	0	0	0	79.1	0	0	0
* OTHER SITE(S) : 9				3	7,637	6	89,028	5	21,964	0	8	21.4	18	1	0

\* US Locations that do not meet criteria of at least ten (10) Acres AND at least \$10M PRV. US Territories and Non-US Locations that do not meet criteria of at least ten (10) Acres OR at least \$10M PRV.



**DEPARTMENT OF DEFENSE - Navy**  
**Base Structure Report - As of 30 Sept 2011**

SITE	BRAC 2005	COMPONENT	NAME NEAREST CITY	BUILDINGS						ACRES OWNED	TOTAL ACRES	PRV (\$M)	MIL	CIV	OTHER
				OWNED		LEASED		OTHER							
				COUNT	SQFT	COUNT	SQFT	COUNT	SQFT						
<b>Italy Total:</b>				<b>355</b>	<b>4,379,884</b>	<b>334</b>	<b>4,772,426</b>	<b>15</b>	<b>103,929</b>	<b>0</b>	<b>964</b>	<b>3,340.4</b>	<b>1,572</b>	<b>261</b>	<b>217</b>
<b>Japan</b>															
Akasaki POL Dep-5032		Navy Active	Sasebo	45	109,920	0	0	43	187,737	0	182	450.2	0	0	0
Awase		Navy Active	Kadena Air Base Okinawa	8	13,191	0	0	0	0	0	118	18.8	0	0	0
Azuma - 3090		Navy Active	Yokosuka	45	52,285	0	0	33	114,484	0	201	450.5	0	0	0
Camp Shields-6032		Navy Active	Camp Shields-Okinawa	43	151,275	0	0	19	360,486	0	88	209.9	0	0	0
COMFLEACT Kadena Okinawa		Navy Active	Kadena Air Base Okinawa	162	820,133	0	0	1	25,546	0	120	356.1	2,186	734	0
COMFLEACT Sasebo JA		Navy Active	Sasebo	96	140,832	0	0	179	2,176,044	0	7,732	1,059.8	2,355	4	0
COMFLEACT Yokosuka		Navy Active	Yokosuka	611	571,404	0	0	566	10,741,729	0	2,662	4,867.6	2,148	651	3,230
Drydock Area-5030		Navy Active	Sasebo	1	506	0	0	12	19,893	0	0	148.0	0	0	0
Hachinohe POL Dep-2006		Navy Active	Hachinohe	16	8,105	0	0	12	10,252	0	46	166.2	0	0	0
Hario Housing Area-5119		Navy Active	Sasebo	32	15,767	0	0	79	1,194,800	0	87	336.0	0	0	0
Hario Shima Ammo-5050		Navy Active	Sasebo	30	45,742	0	0	15	62,992	0	487	96.6	0	0	0
Ikego Housing Area-3087		Navy Active	Ikego	38	43,354	0	0	136	2,185,225	0	708	649.9	0	0	0
Iorizaki POL Dep-5036		Navy Active	Sasebo	5	154	0	0	4	7,744	0	56	159.5	0	0	0
Iwo Jima-3181		Navy Active	Iwo Jima Island	0	0	0	0	46	331,070	0	243	314.3	0	0	0
Kami Seya-3096		Navy Active	Kami Seya	105	321,029	0	0	13	137,004	0	587	179.9	0	0	0
Kisarazu-JGSDF-3033		Navy Active	Kisarazu	11	15,687	0	0	33	341,456	0	514	260.0	0	0	0
Kobi Sho Range-6084		Navy Active	Okinawa Island	0	0	0	0	0	0	0	216	0.0	0	0	0
Koshiba POL Dep-3113		Navy Active	Yokohama	0	0	0	0	0	0	0	104	0.0	0	0	0
Maebata - 5033		Navy Active	Sasebo	39	60,704	0	0	43	288,076	0	144	158.2	0	0	0
NAF Atsugi		Navy Active	Atsugi	325	703,059	0	0	282	3,844,162	0	1,237	1,712.1	1,118	60	0
NAF Misawa JA		Navy Active	Misawa AFB	73	910,727	0	0	6	3,048	27	27	325.4	0	0	0
Nagasaka Rifle Range		Navy Active	Yokosuka	0	0	0	0	0	0	0	25	0.0	0	0	0
Negishi Dh Area-3066		Navy Active	Yokohama	510	94,441	0	0	238	727,763	0	111	291.2	0	0	0
Okidaito Jima Rng-6088		Navy Active	Okinawa Island	0	0	0	0	0	0	0	283	0.0	0	0	0
Sakibe - 5118		Navy Active	Sasebo	8	21,315	0	0	1	8,061	0	32	15.2	0	0	0
Sanno Hotel Tokyo-3185		Navy Active	Tokyo	2	783	0	0	1	203,405	0	2	63.0	0	0	0
Sekibi Sho Range-6085		Navy Active	Okinawa Island	0	0	0	0	0	0	0	10	0.0	0	0	0
Tengan Pier-6028		Navy Active	Tengan	6	6,222	0	0	0	0	0	8	52.3	0	0	0
Totsuka-NCTS-3097		Navy Active	Totsuka	26	19,560	0	0	11	52,356	0	191	58.6	0	0	0
Tsurumi POL Dep-3144		Navy Active	Yokohama	49	13,353	0	0	20	59,217	0	46	219.9	0	0	0
Urago Ordinance-3117		Navy Active	Yokosuka	16	19,579	0	0	31	183,854	0	48	127.4	0	0	0
White Beach		Navy Active	White Beach Nav Inst	119	164,761	0	0	10	141,647	0	290	208.9	0	0	0
Yokohama No Dock-3067		Navy Active	Yokohama	9	76,422	0	0	9	269,454	6	23	88.6	0	0	0
Yokose POL Dep-5039		Navy Active	Sasebo	10	2,143	0	0	5	6,673	0	153	322.4	0	0	0
* <b>OTHER SITE(S) : 4</b>				<b>9</b>	<b>19,319</b>	<b>0</b>	<b>0</b>	<b>1</b>	<b>209</b>	<b>0</b>	<b>1</b>	<b>9.1</b>	<b>0</b>	<b>0</b>	<b>0</b>

\* US Locations that do not meet criteria of at least ten (10) Acres AND at least \$10M PRV. US Territories and Non-US Locations that do not meet criteria of at least ten (10) Acres OR at least \$10M PRV.

**DEPARTMENT OF DEFENSE - Navy**  
**Base Structure Report - As of 30 Sept 2011**

SITE	BRAC 2005	COMPONENT	NAME NEAREST CITY	BUILDINGS						ACRES OWNED	TOTAL ACRES	PRV (\$M)	MIL	CIV	OTHER
				OWNED		LEASED		OTHER							
				COUNT	SQFT	COUNT	SQFT	COUNT	SQFT						
<b>Japan Total:</b>				<b>2,449</b>	<b>4,421,772</b>	<b>0</b>	<b>0</b>	<b>1,849</b>	<b>23,684,387</b>	<b>33</b>	<b>16,781</b>	<b>13,375.5</b>	<b>7,807</b>	<b>1,449</b>	<b>3,230</b>
<b>Kenya</b>															
NSA Bahrain - Kenya		Navy Active	Mombasa	6	19,770	0	0	0	0	0	0	41.7	0	0	0
<b>Kenya Total:</b>				<b>6</b>	<b>19,770</b>	<b>0</b>	<b>0</b>	<b>0</b>	<b>0</b>	<b>0</b>	<b>0</b>	<b>41.7</b>	<b>0</b>	<b>0</b>	<b>0</b>
<b>Kuwait</b>															
* OTHER SITE(S) : 1				0	0	0	0	3	19,363	0	0	6.7	0	0	0
<b>Kuwait Total:</b>				<b>0</b>	<b>0</b>	<b>0</b>	<b>0</b>	<b>3</b>	<b>19,363</b>	<b>0</b>	<b>0</b>	<b>6.7</b>	<b>0</b>	<b>0</b>	<b>0</b>
<b>Oman</b>															
NSA Bahrain - Masirah Island		Navy Active	Sur Masirah	8	32,927	0	0	0	0	0	0	12.7	0	0	0
<b>Oman Total:</b>				<b>8</b>	<b>32,927</b>	<b>0</b>	<b>0</b>	<b>0</b>	<b>0</b>	<b>0</b>	<b>0</b>	<b>12.7</b>	<b>0</b>	<b>0</b>	<b>0</b>
<b>Peru</b>															
Naval Medical Research Center Det Lima Peru		Navy Active	Lima	2	32,889	0	0	0	0	0	0	12.6	0	0	0
* OTHER SITE(S) : 1				2	5,445	0	0	1	235	0	0	2.1	0	0	0
<b>Peru Total:</b>				<b>4</b>	<b>38,334</b>	<b>0</b>	<b>0</b>	<b>1</b>	<b>235</b>	<b>0</b>	<b>0</b>	<b>14.7</b>	<b>0</b>	<b>0</b>	<b>0</b>
<b>Portugal</b>															
* OTHER SITE(S) : 1				0	0	0	0	2	1,832	0	0	0.6	25	2	0
<b>Portugal Total:</b>				<b>0</b>	<b>0</b>	<b>0</b>	<b>0</b>	<b>2</b>	<b>1,832</b>	<b>0</b>	<b>0</b>	<b>0.6</b>	<b>25</b>	<b>2</b>	<b>0</b>
<b>Singapore</b>															
Singapore Area Coordinator		Navy Active	Singapore	0	0	93	543,660	77	458,523	0	0	294.4	0	0	0
* OTHER SITE(S) : 1				0	0	0	0	1	190	0	0	0.1	0	0	0
<b>Singapore Total:</b>				<b>0</b>	<b>0</b>	<b>93</b>	<b>543,660</b>	<b>78</b>	<b>458,713</b>	<b>0</b>	<b>0</b>	<b>294.5</b>	<b>0</b>	<b>0</b>	<b>0</b>
<b>South Korea</b>															
Camp Carroll		Navy Active	Yechon	0	0	0	0	1	75,200	0	0	11.8	0	0	0
Fleet Activities Chinhae		Navy Active	Chinhae	211	378,255	0	0	0	0	0	91	115.1	104	6	0
Pohang		Navy Active	Pohang	12	87,762	0	0	51	123,848	0	3	83.2	0	0	0
ROK Navy Base		Navy Active	Chinhae	3	17,599	0	0	0	0	0	0	63.7	0	0	0
Yechon		Navy Active	Yechon	0	0	0	0	26	73,130	0	0	41.2	0	0	0
Yongsan Garrison		Navy Active	Yongsan	17	61,231	0	0	0	0	0	0	17.6	0	0	0
* OTHER SITE(S) : 2				2	6,147	0	0	0	0	0	3	1.9	0	0	0
<b>South Korea Total:</b>				<b>245</b>	<b>550,994</b>	<b>0</b>	<b>0</b>	<b>78</b>	<b>272,178</b>	<b>0</b>	<b>97</b>	<b>334.6</b>	<b>104</b>	<b>6</b>	<b>0</b>

\* US Locations that do not meet criteria of at least ten (10) Acres AND at least \$10M PRV. US Territories and Non-US Locations that do not meet criteria of at least ten (10) Acres OR at least \$10M PRV.

**DEPARTMENT OF DEFENSE - Navy**  
**Base Structure Report - As of 30 Sept 2011**

SITE	BRAC 2005	COMPONENT	NAME NEAREST CITY	BUILDINGS						ACRES OWNED	TOTAL ACRES	PRV (\$M)	MIL	CIV	OTHER
				OWNED		LEASED		OTHER							
				COUNT	SQFT	COUNT	SQFT	COUNT	SQFT						
<b><u>Spain</u></b>															
NS Rota		Navy Active	Rota	927	3,808,368	0	0	0	0	0	5,962	2,421.7	1,046	190	0
* OTHER SITE(S) : 2				1	2,596	0	0	1	6,335	0	1	3.1	0	0	0
<b>Spain Total:</b>				<b>928</b>	<b>3,810,964</b>	<b>0</b>	<b>0</b>	<b>1</b>	<b>6,335</b>	<b>0</b>	<b>5,963</b>	<b>2,424.7</b>	<b>1,046</b>	<b>190</b>	<b>0</b>
<b><u>United Arab Emirates</u></b>															
NSA Bahrain - Fujairah Aviation Unit		Navy Active	Al Fujayrah	0	0	5	39,957	0	0	0	0	19.1	0	0	0
NSA Bahrain - Jebel Ali		Navy Active	Dubai	1	1,225	9	88,345	0	0	0	25	16.0	0	0	0
<b>United Arab Emirates Total:</b>				<b>1</b>	<b>1,225</b>	<b>14</b>	<b>128,302</b>	<b>0</b>	<b>0</b>	<b>0</b>	<b>25</b>	<b>35.2</b>	<b>0</b>	<b>0</b>	<b>0</b>
<b>Overseas Total:</b>				<b>7,573</b>	<b>25,244,912</b>	<b>486</b>	<b>6,678,866</b>	<b>2,059</b>	<b>24,914,640</b>	<b>33</b>	<b>81,517</b>	<b>28,760.9</b>	<b>13,650</b>	<b>2,215</b>	<b>3,447</b>
<b>Worldwide Totals By Reporting Component:</b>				<b>44,063</b>	<b>389,343,044</b>	<b>967</b>	<b>9,736,033</b>	<b>21,126</b>	<b>92,101,522</b>	<b>601,916</b>	<b>2,171,594</b>	<b>205,482.6</b>	<b>249,779</b>	<b>154,002</b>	<b>3,641</b>

\* US Locations that do not meet criteria of at least ten (10) Acres AND at least \$10M PRV. US Territories and Non-US Locations that do not meet criteria of at least ten (10) Acres OR at least \$10M PRV.

**DEPARTMENT OF DEFENSE - Air Force**  
**Base Structure Report - As of 30 Sept 2011**

SITE	BRAC 2005	COMPONENT	NAME NEAREST CITY	BUILDINGS						ACRES OWNED	TOTAL ACRES	PRV (\$M)	MIL	CIV	OTHER
				OWNED		LEASED		OTHER							
				COUNT	SQFT	COUNT	SQFT	COUNT	SQFT						
<b>Alabama</b>															
Abston ANG		AF Guard	Montgomery	8	81,723	0	0	0	0	0	27	17.8	52	0	0
Birmingham Airport		AF Guard	Birmingham	39	347,364	0	0	0	0	0	140	117.2	1,026	0	0
Dothan Regional Airport (ANGS)		AF Guard	Dothan	4	54,759	0	0	0	0	0	21	10.3	194	0	0
Maxwell AFB		AF Active	Maxwell AFB	260	4,934,750	0	0	0	0	2,528	3,543	1,386.4	1,707	1,392	0
Maxwell AFB Gunter Annex		AF Active	Gunter AFB	58	1,748,649	2	31,347	0	0	353	371	408.6	490	462	0
Montgomery ANG		AF Guard	Montgomery	6	65,123	0	0	0	0	12	12	14.6	110	0	0
Montgomery Regional Airport ANGB		AF Guard	Montgomery	45	368,416	0	0	0	0	0	70	103.4	1,190	0	0
* OTHER SITE(S) : 5				19	127,844	0	0	0	0	10	212	30.0	0	0	0
<b>Alabama Total:</b>				<b>439</b>	<b>7,728,628</b>	<b>2</b>	<b>31,347</b>	<b>0</b>	<b>0</b>	<b>2,903</b>	<b>4,397</b>	<b>2,088.2</b>	<b>4,769</b>	<b>1,854</b>	<b>0</b>
<b>Alaska</b>															
Barter Island Dew Station Bar		AF Active	Kaktovik	7	65,887	0	0	0	0	0	641	238.1	0	0	0
Big Mountain Radio Relay Site		AF Active	Iliamna	0	0	0	0	0	0	0	402	51.2	0	0	0
Birch Lake Recreation Annex		AF Active	Eielson AFB	32	18,046	0	0	0	0	49	51	12.8	0	0	0
Blair Lake Air Force Rangeex		AF Active	Eielson AFB	3	31,600	0	0	0	0	0	33,963	28.0	0	0	0
Cape Lisburne Long Range Radar Site		AF Active	Point Hope	7	46,258	0	0	0	0	0	1,125	152.7	0	0	0
Cape Newenham Long Range Radar Site		AF Active	Platinum	9	54,720	0	0	0	0	0	2,359	175.9	0	0	0
Cape Romanzof Long Range Radar Site		AF Active	Hooper Bay	8	36,745	0	0	0	0	0	4,900	58.2	0	0	0
Chena River Research Site		AF Active	Eielson AFB	2	420	0	0	0	0	3,791	3,791	48.9	0	0	0
Clear AB		AF Active	Clear A.F.B.	55	884,811	0	0	0	0	11,438	11,438	635.7	117	60	0
Cold Bay Long Range Radar Site		AF Active	Cold Bay	5	13,548	0	0	0	0	0	208	47.4	0	0	0
Eareckson AS		AF Active	Adak Station	71	1,167,512	0	0	0	0	0	3,520	2,441.4	0	0	0
Eielson AFB		AF Active	North Pole	496	6,458,383	123	1,028,875	1	82,750	24,383	24,429	4,637.8	2,566	446	0
Elmendorf AFB		AF Active	Elmendorf AFB	404	8,158,163	0	0	3	32,727	20,818	22,280	4,757.2	3,191	485	0
Flaxman Island Range Radar Site		AF Active	Deadhorse	12	25,438	0	0	0	0	0	605	100.5	0	0	0
Fort Richardson		AF Active	Fort Richardson	488	5,692,445	0	0	0	0	60,749	61,032	3,039.1	6,584	832	549
Fort Yukon Long Range Radar Site		AF Active	Fort Yukon	6	47,303	0	0	0	0	0	84	25.7	0	0	0
Haarp Research Station		AF Active	Gakona	23	14,720	0	0	10	31,174	5,408	5,408	60.4	0	0	0
Indian Mountain Long Range Radar Site		AF Active	Hughes	8	33,230	0	0	0	0	0	4,226	169.0	0	0	0
Kalakaket Creek Radio Relay Site		AF Active	Ruby	6	24,424	0	0	0	0	0	316	53.0	0	0	0
King Salmon Airport		AF Active	King Salmon	0	0	0	0	58	379,194	192	927	937.6	0	0	0
Kotzebue Long Range Radar Site		AF Active	Kotzebue	2	4,511	0	0	0	0	0	676	13.9	0	0	0
Lonely Short Range Radar Site		AF Active	Barrow	0	0	0	0	13	27,465	0	1,082	165.8	0	0	0
Nikolski Radio Relay Site		AF Active	Nikolski	1	120	0	0	0	0	0	323	14.6	0	0	0
North River Radio Relay Site		AF Active	Unalakleet	0	0	0	0	0	0	0	144	22.4	0	0	0
Oliktok Long Range Radar Site		AF Active	Deadhorse	5	36,636	0	0	0	0	160	832	116.3	0	0	0

\* US Locations that do not meet criteria of at least ten (10) Acres AND at least \$10M PRV. US Territories and Non-US Locations that do not meet criteria of at least ten (10) Acres OR at least \$10M PRV.

**DEPARTMENT OF DEFENSE - Air Force**  
**Base Structure Report - As of 30 Sept 2011**

SITE	BRAC 2005	COMPONENT	NAME NEAREST CITY	BUILDINGS						ACRES OWNED	TOTAL ACRES	PRV (\$M)	MIL	CIV	OTHER
				OWNED		LEASED		OTHER							
				COUNT	SQFT	COUNT	SQFT	COUNT	SQFT						
Point Barrow Long Range Radar Site		AF Active	Barrow	0	0	0	0	6	52,965	0	266	95.1	0	0	0
Point Lay Long Range Radar Site		AF Active	Point Lay	3	25,036	0	0	3	11,604	0	1,442	116.3	0	0	0
Sparrevohn Long Range Radar Site		AF Active	Lime Village	7	37,855	0	0	0	0	0	1,179	174.7	0	0	0
Tatalina Long Range Radar Site		AF Active	McGrath	7	37,367	0	0	0	0	0	4,970	82.4	0	0	0
Ted Stevens IAP		AF Guard	Anchorage	37	424,900	0	0	0	0	0	129	237.8	1,505	0	0
Tin City Long Range Radar Site		AF Active	Wales	6	83,453	0	0	0	0	38	723	172.9	0	0	0
Wainwright Short Range Radar Site		AF Active	Wainwright	3	2,628	0	0	5	19,994	0	1,519	143.4	0	0	0
Yukon Weapons Range		AF Active	Eielson AFB	8	7,337	0	0	0	0	118	246	10.3	0	0	0
<b>* OTHER SITE(S) : 37</b>				<b>32</b>	<b>28,916</b>	<b>0</b>	<b>0</b>	<b>0</b>	<b>0</b>	<b>577</b>	<b>14,099</b>	<b>66.9</b>	<b>0</b>	<b>0</b>	<b>0</b>
<b>Alaska Total:</b>				<b>1,753</b>	<b>23,462,412</b>	<b>123</b>	<b>1,028,875</b>	<b>99</b>	<b>637,873</b>	<b>127,720</b>	<b>209,336</b>	<b>19,103.4</b>	<b>13,963</b>	<b>1,823</b>	<b>549</b>
<b>Arizona</b>															
Air Force Plant 44		AF Active	Tucson	71	1,030,468	0	0	0	0	2,208	2,215	254.6	0	0	0
Davis-Monthan AFB		AF Active	Davis Monthan AFB	518	4,674,705	0	0	1	18,945	4,147	9,684	1,911.6	6,513	1,191	0
Gila Bend Air Force Auxiliary Field		AF Active	Gila Bend	42	143,630	0	0	0	0	640	1,886	108.6	0	0	0
Luke AFB		AF Active	Luke AFB	372	3,781,594	0	0	0	0	2,933	4,833	1,365.7	3,448	963	0
Luke Air Force Auxiliary Field 1		AF Active	Wittmann	1	600	0	0	0	0	400	1,105	142.8	0	0	0
Luke Waste Annex		AF Active	Glendale	11	23,906	0	0	0	0	0	46	14.9	0	0	0
Papago ANG S		AF Guard	Phoenix	4	40,364	0	0	0	0	0	12	10.7	0	0	0
Sky Harbor IAP		AF Guard	Phoenix	18	277,865	0	0	0	0	0	60	96.5	878	0	0
The Barry M Goldwater Air Force Range		AF Active	Gila Bend	9	8,708	0	0	0	0	1,179,755	2,671,679	158.0	0	0	0
Tucson IAP		AF Guard	Tucson	39	598,497	0	0	1	3,000	94	98	191.2	1,580	19	0
Williams AFB		AF Active	Mesa	2	3,368	0	0	0	0	145	145	34.6	0	0	0
Yuma Radar Site (TARS 1)		AF Active	Yuma	6	8,955	0	0	0	0	0	62	10.4	0	0	0
<b>* OTHER SITE(S) : 9</b>				<b>54</b>	<b>164,807</b>	<b>0</b>	<b>0</b>	<b>0</b>	<b>0</b>	<b>387</b>	<b>445</b>	<b>61.3</b>	<b>0</b>	<b>0</b>	<b>0</b>
<b>Arizona Total:</b>				<b>1,147</b>	<b>10,757,467</b>	<b>0</b>	<b>0</b>	<b>2</b>	<b>21,945</b>	<b>1,190,709</b>	<b>2,692,270</b>	<b>4,360.9</b>	<b>12,419</b>	<b>2,173</b>	<b>0</b>
<b>Arkansas</b>															
Fort Smith MAP		AF Guard	Fort Smith	41	386,144	0	0	0	0	0	142	114.9	1,050	0	0
Little Rock AFB		AF Active	Little Rock	355	3,946,740	0	0	0	0	6,772	6,929	1,598.7	6,131	540	0
<b>* OTHER SITE(S) : 5</b>				<b>28</b>	<b>22,981</b>	<b>0</b>	<b>0</b>	<b>0</b>	<b>0</b>	<b>371</b>	<b>893</b>	<b>9.5</b>	<b>0</b>	<b>0</b>	<b>0</b>
<b>Arkansas Total:</b>				<b>424</b>	<b>4,355,865</b>	<b>0</b>	<b>0</b>	<b>0</b>	<b>0</b>	<b>7,143</b>	<b>7,964</b>	<b>1,723.1</b>	<b>7,181</b>	<b>540</b>	<b>0</b>
<b>California</b>															
Air Force Plant 42		AF Active	Palmdale	113	3,415,777	0	0	0	0	6,131	6,131	1,364.6	11	200	0
Beale AFB		AF Active	Beale AFB	1,088	4,002,835	0	0	0	0	22,439	22,451	2,070.9	4,207	716	0
Channel Islands ANG S		AF Guard	Port Hueneme	23	345,323	0	0	0	0	206	206	257.2	1,153	0	0

\* US Locations that do not meet criteria of at least ten (10) Acres AND at least \$10M PRV. US Territories and Non-US Locations that do not meet criteria of at least ten (10) Acres OR at least \$10M PRV.

**DEPARTMENT OF DEFENSE - Air Force**  
**Base Structure Report - As of 30 Sept 2011**

SITE	BRAC 2005	COMPONENT	NAME NEAREST CITY	BUILDINGS						ACRES OWNED	TOTAL ACRES	PRV (\$M)	MIL	CIV	OTHER
				OWNED		LEASED		OTHER							
				COUNT	SQFT	COUNT	SQFT	COUNT	SQFT						
Davis Communications Annex Site 1		AF Active	Davis	4	29,524	0	0	0	0	160	160	19.8	0	0	0
Edwards AFB		AF Active	Edwards	1,245	8,537,857	1	25,913	115	326,021	288,997	307,517	5,445.1	1,914	3,822	0
Fort MacArthur FH Annex		AF Active	Long Beach	40	278,958	0	0	0	0	191	193	112.6	0	0	0
Fresno Yosemite International (ANG)		AF Guard	Fresno	32	309,279	0	0	0	0	0	102	129.9	1,054	0	0
George AFB		AF Active	George AFB	50	530,812	0	0	0	0	3,739	4,055	627.0	0	0	0
Hayward MAP (ANG)		AF Guard	Hayward	17	148,452	0	0	0	0	0	27	47.3	37	0	0
Lincoln Communication Annex		AF Active	Lincoln	2	16,264	0	0	0	0	358	358	20.8	0	0	0
Los Angeles AFB		AF Active	El Segundo	22	961,670	0	0	0	0	54	56	297.5	1,178	1,407	0
Los Angeles Air Force Annex No.4		AF Active	Carson	1	85,000	0	0	0	0	23	23	25.5	0	0	0
March AFB		AF Active	Woodcrest	165	338,544	1	400	1	26,880	1,543	1,558	285.4	27	56	0
March ARB		AF Reserve	Woodcrest	208	2,569,432	0	0	0	0	2,138	2,386	1,233.3	1,699	1,007	0
Mather AFB		AF Active	Rancho Cordova	183	1,461,949	0	0	0	0	4,359	4,488	998.4	0	0	0
McClellan AFB		AF Active	McClellan AFB	359	8,755,372	0	0	1	16,000	2,777	2,873	2,945.3	32	21	0
McClellan FH Annex		AF Active	McClellan AFB	285	644,415	0	0	0	0	7	12	112.9	0	0	0
NAS Moffett Field		AF Guard	Moffett Field	23	295,772	0	0	0	0	161	161	122.1	1,038	13	0
Norwalk 2		AF Reserve	Norwalk	10	7,837	0	0	0	0	47	55	157.5	0	0	0
Onizuka AFB		AF Active	Sunnyvale	22	612,651	0	0	0	0	23	23	202.2	2	36	0
Ozol Defense Fuel Support Point		AF Active	Martinez	5	4,538	0	0	0	0	54	75	123.1	0	0	0
Pillar Point AFS		AF Active	Half Moon Bay	15	26,411	0	0	0	0	55	55	13.8	0	0	0
Point Arena AFS		AF Active	Point Arena	47	92,706	0	0	0	0	74	83	36.9	0	0	0
San Diego ANG		AF Guard	San Diego	2	31,816	0	0	0	0	24	24	10.3	111	0	0
Sepulveda National Guard Station		AF Guard	Los Angeles	5	53,296	0	0	0	0	26	26	17.1	110	0	0
Travis AFB		AF Active	Fairfield	373	6,381,852	10	37,462	0	0	5,130	6,445	3,470.6	6,678	1,616	0
Travis Water System Annex 2		AF Active	Vacaville	12	23,421	0	0	0	0	206	206	16.4	0	0	0
Tulelake Radar Site		AF Active	Tulelake	4	17,140	0	0	0	0	0	928	24.3	0	0	0
USMC Marine Corp Site 3		AF Guard	Fresno	10	51,185	0	0	0	0	0	15	17.8	0	0	0
Vandenberg AFB		AF Active	Lompoc	660	6,518,402	0	0	3	15,506	98,415	118,312	3,697.8	2,590	1,282	0
* OTHER SITE(S) : 48				113	427,035	0	0	3	11,123	8,378	9,329	243.8	163	1	0
<b>California Total:</b>				<b>5,138</b>	<b>46,975,525</b>	<b>12</b>	<b>63,775</b>	<b>123</b>	<b>395,530</b>	<b>445,715</b>	<b>488,332</b>	<b>24,147.0</b>	<b>22,004</b>	<b>10,177</b>	<b>0</b>

**Colorado**

Buckley AFB		AF Active	Aurora	207	3,429,972	0	0	0	0	3,414	4,239	1,113.8	2,221	492	0
Buckley Annex		AF Reserve	Denver	5	637,927	0	0	0	0	72	72	162.9	0	0	0
Cheyenne Mountain AFS		AF Active	Colorado Springs	59	425,150	0	0	0	0	499	567	190.1	319	181	0
Fort Carson Weapons Range		AF Guard	Colorado Spgs	5	12,224	0	0	0	0	0	3,110	13.6	0	0	0
Greeley ANG		AF Guard	Greeley	8	59,769	0	0	0	0	0	17	18.5	0	0	0
Peterson AFB		AF Active	Colorado Spgs	166	3,173,918	35	321,710	0	0	218	1,457	1,157.4	3,144	3,019	2
Schriever AFB		AF Active	Colorado Spgs	64	1,995,073	0	0	0	0	3,202	5,634	635.7	1,636	811	0
USAF Academy		AF Active	Air Force Academy	259	5,800,508	0	0	0	0	44,230	53,276	2,752.4	1,729	1,569	0

\* US Locations that do not meet criteria of at least ten (10) Acres AND at least \$10M PRV. US Territories and Non-US Locations that do not meet criteria of at least ten (10) Acres OR at least \$10M PRV.

## DEPARTMENT OF DEFENSE - Air Force

### Base Structure Report - As of 30 Sept 2011

SITE	BRAC 2005	COMPONENT	NAME NEAREST CITY	BUILDINGS						ACRES OWNED	TOTAL ACRES	PRV (\$M)	MIL	CIV	OTHER
				OWNED		LEASED		OTHER							
				COUNT	SQFT	COUNT	SQFT	COUNT	SQFT						
USAF Academy Auxiliary Airfield		AF Active	Calhan	1	1,651	0	0	0	0	0	197	11.4	0	0	0
* OTHER SITE(S) : 62				154	822,863	1	27,803	1	300	744	7,257	653.2	0	0	0
<b>Colorado Total:</b>				<b>928</b>	<b>16,359,055</b>	<b>36</b>	<b>349,513</b>	<b>1</b>	<b>300</b>	<b>52,379</b>	<b>75,826</b>	<b>6,708.9</b>	<b>9,049</b>	<b>6,072</b>	<b>2</b>
<b>Connecticut</b>															
Bradley IAP		AF Guard	East Granby	33	337,194	0	0	0	0	0	148	129.2	64	0	0
Orange ANG Communications Station		AF Guard	Orange	4	57,880	0	0	0	0	21	29	19.6	199	0	0
<b>Connecticut Total:</b>				<b>37</b>	<b>395,074</b>	<b>0</b>	<b>0</b>	<b>0</b>	<b>0</b>	<b>21</b>	<b>177</b>	<b>148.8</b>	<b>263</b>	<b>0</b>	<b>0</b>
<b>Delaware</b>															
Dover AFB		AF Active	Dover AFB	210	3,858,504	0	0	9	226,359	3,218	3,824	1,675.3	3,495	982	0
New Castle County Airport		AF Guard	New Castle	43	302,897	0	0	0	0	0	80	105.6	1,191	0	0
* OTHER SITE(S) : 2				0	0	0	0	0	0	2	3	0.0	0	0	0
<b>Delaware Total:</b>				<b>253</b>	<b>4,161,401</b>	<b>0</b>	<b>0</b>	<b>9</b>	<b>226,359</b>	<b>3,220</b>	<b>3,907</b>	<b>1,780.8</b>	<b>4,686</b>	<b>982</b>	<b>0</b>
<b>Florida</b>															
Arbuckle Airfield		AF Active	Avon Park	39	245,976	0	0	0	0	5,145	5,147	127.2	0	0	0
Avon Park AF Range		AF Active	Avon Park	7	6,369	0	0	0	0	100,929	100,929	28.5	0	33	0
Camp Blanding		AF Guard	Starke	24	131,675	0	0	0	0	0	219	27.6	3	0	0
Cape Canaveral AFS		AF Active	Cape Canaveral Afs	550	3,741,307	0	0	0	0	15,383	16,239	1,356.5	302	465	0
Cape San Blas Missile Tracking Annex D-3		AF Active	Port St Joe	14	33,063	0	0	0	0	831	831	12.1	0	0	0
Cudjoe Key AFS		AF Active	Cudjoe Key	9	15,944	0	0	0	0	65	69	13.8	0	0	0
Eglin AFB		AF Active	Eglin A F B	1,622	10,682,901	0	0	20	212,772	449,290	449,415	3,859.9	5,288	4,233	0
Eglin AFB Auxiliary Field 3		AF Active	Crestview	82	648,703	0	0	3	65,159	1,946	1,946	319.1	201	286	0
Eglin AFB Auxiliary Field 6		AF Active	Holt	56	194,129	0	0	5	18,379	855	855	114.5	18	75	0
Eglin Afb Site 2 (Santa Rosa Island)		AF Active	Ft Walton Beach	51	119,395	0	0	0	0	0	3,167	50.6	0	0	0
Homestead AFB		AF Reserve	Homestead	1	93,202	0	0	0	0	12	12	16.7	18	1	0
Homestead ARB		AF Reserve	Homestead	128	1,117,994	0	0	0	0	1,981	2,430	556.5	269	564	0
Hurlburt Field		AF Active	Mary Esther	573	5,104,825	76	450,404	0	0	6,341	6,341	1,434.1	6,661	1,506	0
Jacksonville IAP		AF Guard	Jacksonville	40	354,689	0	0	0	0	0	342	100.4	1,057	0	0
Jonathan Dickinson Missile Tracking Annex		AF Active	Hobe Sound	11	27,272	0	0	0	0	0	11	12.4	0	0	0
Lynn Haven Defense Fuel Sup		AF Active	Lynn Haven	9	12,715	0	0	0	0	203	203	40.1	0	0	0
MacDill AFB		AF Active	Tampa	315	5,075,576	0	0	5	77,056	5,633	5,866	1,793.9	7,891	2,443	0
Malabar Transmitter Annex		AF Active	Palm Bay	10	35,421	0	0	0	0	640	640	10.5	0	0	0
Patrick AFB		AF Active	Patrick AFB	277	3,130,553	0	0	0	0	2,089	2,324	997.9	1,305	1,572	0
Tyndall AFB		AF Active	Panama City	459	3,980,969	0	0	25	134,599	27,348	28,824	1,476.6	2,294	890	0
* OTHER SITE(S) : 50				69	116,544	2	18,843	1	231	1,690	2,607	43.3	0	0	0

\* US Locations that do not meet criteria of at least ten (10) Acres AND at least \$10M PRV. US Territories and Non-US Locations that do not meet criteria of at least ten (10) Acres OR at least \$10M PRV.

**DEPARTMENT OF DEFENSE - Air Force**  
**Base Structure Report - As of 30 Sept 2011**

SITE	BRAC 2005	COMPONENT	NAME NEAREST CITY	BUILDINGS						ACRES OWNED	TOTAL ACRES	PRV (\$M)	MIL	CIV	OTHER
				OWNED		LEASED		OTHER							
				COUNT	SQFT	COUNT	SQFT	COUNT	SQFT						
<b>Florida Total:</b>				<b>4,346</b>	<b>34,869,222</b>	<b>78</b>	<b>469,247</b>	<b>59</b>	<b>508,196</b>	<b>620,381</b>	<b>628,416</b>	<b>12,392.1</b>	<b>25,307</b>	<b>12,068</b>	<b>0</b>
<b>Georgia</b>															
Air Force Plant 6		AF Active	Marietta	104	6,466,929	0	0	0	0	755	755	1,311.5	0	0	0
Dobbins ARB		AF Reserve	Marietta	100	1,087,013	0	0	1	192	1,666	1,913	447.9	537	547	0
Glynco ANGS		AF Guard	Brunswick	5	68,731	0	0	0	0	0	14	16.3	0	0	0
Hunter ANGS 2		AF Guard	Savannah	12	64,432	0	0	0	0	18	18	13.8	200	0	0
Moody AFB		AF Active	Moody AFB	339	2,726,905	0	0	0	0	5,094	5,497	862.3	4,469	441	0
Robins AFB		AF Active	Robins AFB	524	13,668,449	0	0	2	202,075	6,779	6,935	3,562.2	5,129	12,257	0
Savannah/Hilton Head IAP		AF Guard	Garden City	66	662,955	0	0	0	0	0	290	184.3	1,078	0	0
<b>* OTHER SITE(S) : 17</b>				<b>106</b>	<b>145,890</b>	<b>13</b>	<b>95,601</b>	<b>0</b>	<b>0</b>	<b>6,598</b>	<b>6,710</b>	<b>66.9</b>	<b>121</b>	<b>0</b>	<b>0</b>
<b>Georgia Total:</b>				<b>1,256</b>	<b>24,891,304</b>	<b>13</b>	<b>95,601</b>	<b>3</b>	<b>202,267</b>	<b>20,910</b>	<b>22,132</b>	<b>6,465.3</b>	<b>11,534</b>	<b>13,245</b>	<b>0</b>
<b>Hawaii</b>															
Barking Sands Communications Station		AF Guard	Kekaha	4	31,016	0	0	0	0	0	11	20.5	194	0	0
Bellows AFS		AF Active	Kailua	101	142,445	0	0	0	0	409	486	159.9	30	9	0
Kaena Point Satellite Tracking Station		AF Active	Waianae	29	70,151	0	0	0	0	0	153	62.2	2	18	0
Kokee AFS		AF Active	Kekaha	13	23,389	0	0	0	0	0	10	18.1	20	0	0
<b>* OTHER SITE(S) : 13</b>				<b>35</b>	<b>215,839</b>	<b>0</b>	<b>0</b>	<b>16</b>	<b>90,730</b>	<b>6</b>	<b>616</b>	<b>205.0</b>	<b>558</b>	<b>9</b>	<b>0</b>
<b>Hawaii Total:</b>				<b>182</b>	<b>482,840</b>	<b>0</b>	<b>0</b>	<b>16</b>	<b>90,730</b>	<b>415</b>	<b>1,276</b>	<b>465.7</b>	<b>804</b>	<b>36</b>	<b>0</b>
<b>Idaho</b>															
Boise Air Terminal (ANG)		AF Guard	Boise	179	1,696,087	0	0	1	12,960	0	576	557.2	1,230	0	0
Mountain Home AFB		AF Active	Grand View	1,168	4,991,733	0	0	16	34,380	2,250	6,850	2,027.8	3,543	464	0
Saylor Creek Air Force Range		AF Active	Bruneau	5	10,918	0	0	0	0	640	109,466	13.4	0	0	0
<b>* OTHER SITE(S) : 41</b>				<b>29</b>	<b>26,918</b>	<b>0</b>	<b>0</b>	<b>0</b>	<b>0</b>	<b>3</b>	<b>18,247</b>	<b>30.2</b>	<b>0</b>	<b>0</b>	<b>0</b>
<b>Idaho Total:</b>				<b>1,381</b>	<b>6,725,656</b>	<b>0</b>	<b>0</b>	<b>17</b>	<b>47,340</b>	<b>2,893</b>	<b>135,139</b>	<b>2,628.6</b>	<b>4,773</b>	<b>464</b>	<b>0</b>
<b>Illinois</b>															
Capital Airport		AF Guard	Springfield	34	320,071	0	0	0	0	0	90	129.1	1,115	0	0
Chanute AFB		AF Active	Rantoul	230	2,805,277	0	0	0	0	1,343	1,343	1,150.0	0	0	0
Greater Peoria Regional Airport		AF Guard	Peoria	34	414,066	0	0	0	0	0	714	168.0	1,356	0	0
Scott AFB		AF Active	Belleville	312	5,063,732	0	0	3	14,221	2,881	3,638	1,947.7	6,307	3,385	0
<b>* OTHER SITE(S) : 7</b>				<b>1</b>	<b>3,519</b>	<b>4</b>	<b>23,902</b>	<b>0</b>	<b>0</b>	<b>37</b>	<b>43</b>	<b>10.7</b>	<b>0</b>	<b>0</b>	<b>0</b>
<b>Illinois Total:</b>				<b>611</b>	<b>8,606,665</b>	<b>4</b>	<b>23,902</b>	<b>3</b>	<b>14,221</b>	<b>4,261</b>	<b>5,829</b>	<b>3,405.5</b>	<b>8,778</b>	<b>3,385</b>	<b>0</b>

\* US Locations that do not meet criteria of at least ten (10) Acres AND at least \$10M PRV. US Territories and Non-US Locations that do not meet criteria of at least ten (10) Acres OR at least \$10M PRV.



**DEPARTMENT OF DEFENSE - Air Force**  
**Base Structure Report - As of 30 Sept 2011**

SITE	BRAC 2005	COMPONENT	NAME NEAREST CITY	BUILDINGS						ACRES OWNED	TOTAL ACRES	PRV (\$M)	MIL	CIV	OTHER
				OWNED		LEASED		OTHER							
				COUNT	SQFT	COUNT	SQFT	COUNT	SQFT						
<b>Indiana</b>															
Fort Wayne IAP		AF Guard	Fort Wayne	35	390,413	0	0	0	0	0	189	142.1	1,037	0	0
Grissom AFB		AF Active	Grissom ARB	21	241,797	0	0	0	0	1,020	1,098	111.4	0	2	0
Grissom ARB		AF Reserve	Grissom ARB	91	1,047,463	0	0	0	0	1,410	1,791	570.6	196	547	0
Hulman Fld		AF Guard	Terre Haute	47	339,605	0	0	0	0	37	121	107.5	943	0	0
* OTHER SITE(S) : 2				9	26,466	0	0	0	0	0	1,045	8.2	0	0	0
<b>Indiana Total:</b>				<b>203</b>	<b>2,045,744</b>	<b>0</b>	<b>0</b>	<b>0</b>	<b>0</b>	<b>2,467</b>	<b>4,245</b>	<b>939.8</b>	<b>2,176</b>	<b>549</b>	<b>0</b>
<b>Iowa</b>															
Des Moines IAP		AF Guard	Des Moines	34	242,585	4	177,754	1	15,546	0	171	135.4	1,083	0	0
Fort Dodge ANG		AF Guard	Fort Dodge	10	42,378	0	0	0	0	0	13	12.6	148	0	0
Sioux Gateway Apt/Col Bud Day Field (ANG)		AF Guard	Sioux City	37	406,415	0	0	0	0	0	270	154.9	888	0	0
* OTHER SITE(S) : 3				4	26,283	0	0	0	0	16	16	8.1	0	0	0
<b>Iowa Total:</b>				<b>85</b>	<b>717,661</b>	<b>4</b>	<b>177,754</b>	<b>1</b>	<b>15,546</b>	<b>16</b>	<b>471</b>	<b>311.1</b>	<b>2,119</b>	<b>0</b>	<b>0</b>
<b>Johnston Atoll</b>															
Johnston Atoll Airfield		AF Active	Johnston Atoll	72	295,161	0	0	0	0	684	684	662.2	0	0	0
<b>Johnston Atoll Total:</b>				<b>72</b>	<b>295,161</b>	<b>0</b>	<b>0</b>	<b>0</b>	<b>0</b>	<b>684</b>	<b>684</b>	<b>662.2</b>	<b>0</b>	<b>0</b>	<b>0</b>
<b>Kansas</b>															
Forbes Field (ANG)		AF Guard	Topeka	33	515,429	0	0	0	0	192	215	190.8	1,026	28	0
McConnell AFB		AF Active	Wichita	706	4,379,159	0	0	0	0	2,682	3,616	1,595.8	4,023	591	0
Smoky Hill ANG Range		AF Guard	Salina	38	98,260	0	0	0	0	33,878	33,878	75.3	98	0	0
* OTHER SITE(S) : 7				4	195,654	0	0	0	0	101	348	45.9	0	0	0
<b>Kansas Total:</b>				<b>781</b>	<b>5,188,502</b>	<b>0</b>	<b>0</b>	<b>0</b>	<b>0</b>	<b>36,853</b>	<b>38,057</b>	<b>1,907.7</b>	<b>5,147</b>	<b>619</b>	<b>0</b>
<b>Kentucky</b>															
Louisville IAP-Standiford FI		AF Guard	Louisville	15	369,125	0	0	1	15,000	0	81	103.5	1,192	0	0
<b>Kentucky Total:</b>				<b>15</b>	<b>369,125</b>	<b>0</b>	<b>0</b>	<b>1</b>	<b>15,000</b>	<b>0</b>	<b>81</b>	<b>103.5</b>	<b>1,192</b>	<b>0</b>	<b>0</b>
<b>Louisiana</b>															
Barksdale AFB		AF Active	Barksdale AFB	437	4,913,397	2	41,572	0	0	21,945	22,504	1,682.5	4,928	835	0
England AFB		AF Active	England AFB	115	1,141,611	0	0	1	2,735	576	576	275.8	0	1	0
NAS JRB New Orleans		AF Guard	New Orleans	52	487,546	0	0	0	0	0	67	126.8	1,214	10	0
* OTHER SITE(S) : 7				22	85,645	4	70,251	0	0	1	7,843	41.9	150	0	0
<b>Louisiana Total:</b>				<b>626</b>	<b>6,628,199</b>	<b>6</b>	<b>111,823</b>	<b>1</b>	<b>2,735</b>	<b>22,522</b>	<b>30,990</b>	<b>2,126.9</b>	<b>6,292</b>	<b>846</b>	<b>0</b>

\* US Locations that do not meet criteria of at least ten (10) Acres AND at least \$10M PRV. US Territories and Non-US Locations that do not meet criteria of at least ten (10) Acres OR at least \$10M PRV.

**DEPARTMENT OF DEFENSE - Air Force**  
**Base Structure Report - As of 30 Sept 2011**

SITE	BRAC 2005	COMPONENT	NAME NEAREST CITY	BUILDINGS						ACRES OWNED	TOTAL ACRES	PRV (\$M)	MIL	CIV	OTHER
				OWNED		LEASED		OTHER							
				COUNT	SQFT	COUNT	SQFT	COUNT	SQFT						
<b>Maine</b>															
Bangor IAP		AF Guard	Bangor	18	284,011	0	0	0	0	122	142	120.0	978	0	0
Bangor Lease Land Site 4		AF Guard	Bangor	17	120,165	0	0	1	504	0	159	62.0	0	0	0
Columbia Falls Radar Site		AF Active	Columbia Falls	4	20,375	0	0	0	0	829	829	34.9	0	0	0
DFAS Annex		AF Active	Limestone	0	0	1	142,400	0	0	0	16	41.3	0	0	0
Moscow Radar Site		AF Active	Moscow	4	44,315	0	0	0	0	1,425	1,425	36.7	0	0	0
South Portland ANGS		AF Guard	Portland	9	57,513	0	0	0	0	0	12	15.3	231	0	0
* OTHER SITE(S) : 3				6	72,305	0	0	0	0	0	0	20.1	0	0	0
<b>Maine Total:</b>				<b>58</b>	<b>598,684</b>	<b>1</b>	<b>142,400</b>	<b>1</b>	<b>504</b>	<b>2,376</b>	<b>2,583</b>	<b>330.3</b>	<b>1,209</b>	<b>0</b>	<b>0</b>
<b>Maryland</b>															
Andrews AFB		AF Active	Andrews AFB	345	6,424,549	0	0	1	2,800	4,996	5,008	2,352.0	5,900	1,973	0
Brandywine Globecom Annex		AF Active	Brandywine	4	3,944	0	0	0	0	1,640	1,640	19.1	0	0	0
Governors Bridge Globecom Annex		AF Active	Davidsonville	2	26,540	0	0	0	0	864	864	19.2	0	0	0
Martin State Apt		AF Guard	Middle River	53	419,830	0	0	0	0	0	175	136.8	1,883	0	0
Summerfield FH Site 1		AF Active	Landover	0	0	194	1,942,174	0	0	0	234	282.1	0	0	0
* OTHER SITE(S) : 6				18	17,433	1	4,471	3	105,164	22	24	35.3	0	0	0
<b>Maryland Total:</b>				<b>422</b>	<b>6,892,296</b>	<b>195</b>	<b>1,946,645</b>	<b>4</b>	<b>107,964</b>	<b>7,522</b>	<b>7,945</b>	<b>2,844.5</b>	<b>7,783</b>	<b>1,973</b>	<b>0</b>
<b>Massachusetts</b>															
Barnes MAP (ANG)		AF Guard	Westfield	48	393,852	0	0	0	0	2	373	154.4	1,019	0	0
Cape Cod AS		AF Active	Bourne	16	109,722	0	0	0	0	0	101	49.8	51	7	0
Hanscom AFB		AF Active	Bedford	138	3,825,931	0	0	2	211,176	527	846	1,221.9	976	1,412	0
Otis ANGB		AF Guard	Otis Angb, Mashpee	120	1,090,502	0	0	0	0	1,353	4,026	700.5	788	90	0
Westover ARB		AF Reserve	Chicopee	120	1,663,482	0	0	0	0	1,865	1,935	925.2	370	838	0
* OTHER SITE(S) : 8				78	276,285	1	27,145	1	960	85	287	66.9	229	0	0
<b>Massachusetts Total:</b>				<b>520</b>	<b>7,359,774</b>	<b>1</b>	<b>27,145</b>	<b>3</b>	<b>212,136</b>	<b>3,832</b>	<b>7,568</b>	<b>3,118.6</b>	<b>3,433</b>	<b>2,347</b>	<b>0</b>
<b>Michigan</b>															
Alpena County Regional Airport		AF Guard	Alpena	94	455,571	0	0	0	0	0	657	284.0	119	0	0
Selfridge ANGB		AF Guard	Harrison Township	268	2,464,275	0	0	1	2,414	3,079	3,593	1,093.7	1,708	330	0
W K Kellogg Airport		AF Guard	Battle Creek	32	330,241	0	0	0	0	0	318	148.4	1,139	0	0
Wurtsmith AFB		AF Active	Oscoda	154	1,192,953	0	0	0	0	634	634	657.6	0	0	0
* OTHER SITE(S) : 5				17	96,487	0	0	0	0	39	70	33.7	0	0	0
<b>Michigan Total:</b>				<b>565</b>	<b>4,539,527</b>	<b>0</b>	<b>0</b>	<b>1</b>	<b>2,414</b>	<b>3,752</b>	<b>5,272</b>	<b>2,217.4</b>	<b>2,966</b>	<b>330</b>	<b>0</b>
<b>Minnesota</b>															
Duluth IAP		AF Guard	Duluth	34	421,668	0	0	0	0	1	285	133.5	1,025	28	0

\* US Locations that do not meet criteria of at least ten (10) Acres AND at least \$10M PRV. US Territories and Non-US Locations that do not meet criteria of at least ten (10) Acres OR at least \$10M PRV.

## DEPARTMENT OF DEFENSE - Air Force

### Base Structure Report - As of 30 Sept 2011

SITE	BRAC 2005	COMPONENT	NAME NEAREST CITY	BUILDINGS						ACRES OWNED	TOTAL ACRES	PRV (\$M)	MIL	CIV	OTHER
				OWNED		LEASED		OTHER							
				COUNT	SQFT	COUNT	SQFT	COUNT	SQFT						
Minneapolis-St Paul		AF Reserve	Minneapolis	88	1,166,500	0	0	3	1,832	215	246	393.0	1,576	336	0
* OTHER SITE(S) : 8				16	93,201	0	0	0	0	33	34	36.7	0	0	0
<b>Minnesota Total:</b>				<b>138</b>	<b>1,681,369</b>	<b>0</b>	<b>0</b>	<b>3</b>	<b>1,832</b>	<b>249</b>	<b>565</b>	<b>563.2</b>	<b>2,601</b>	<b>364</b>	<b>0</b>
<b>Mississippi</b>															
Camp Shelby Assault Runway		AF Guard	Camp Shelby	2	9,713	0	0	0	0	0	182	15.5	0	0	0
CBC Gulfport Sand Hill Housing		AF Active	Biloxi	80	359,739	0	0	0	0	75	75	48.1	0	0	0
Columbus AFB		AF Active	Columbus	174	1,605,381	0	0	0	0	4,411	4,919	729.6	920	540	0
Columbus Auxiliary Airfield		AF Active	Shuqualak	5	8,480	0	0	0	0	895	1,061	31.1	0	0	0
Gulfport-Biloxi Regional Airport (ANG)		AF Guard	Gulfport	75	575,446	0	0	0	0	11	267	176.8	393	0	0
Jackson IAP, Thompson Field		AF Guard	Flowood	33	552,514	0	0	0	0	0	139	171.6	1,174	0	0
Keesler AFB		AF Active	Biloxi	712	8,880,971	0	0	1	1,475	1,597	1,670	2,161.9	2,630	1,524	0
Keesler Training Annex 1		AF Active	Biloxi	103	414,083	0	0	0	0	114	114	59.4	0	0	0
Key Field		AF Guard	Meridian	41	412,743	0	0	0	0	0	120	199.0	1,418	8	0
* OTHER SITE(S) : 7				26	14,410	0	0	1	5,193	160	2,134	11.2	0	0	0
<b>Mississippi Total:</b>				<b>1,251</b>	<b>12,833,480</b>	<b>0</b>	<b>0</b>	<b>2</b>	<b>6,668</b>	<b>7,263</b>	<b>10,682</b>	<b>3,604.0</b>	<b>6,535</b>	<b>2,072</b>	<b>0</b>
<b>Missouri</b>															
Fort Leonard Wood Range		AF Guard	Laquey	2	6,449	0	0	1	7,500	0	305	12.6	14	0	0
Jefferson Barracks ANGSS		AF Guard	Jefferson Barracks	4	941	30	379,997	0	0	0	135	117.1	208	0	0
Lambert-St Louis		AF Guard	St. Louis	21	192,532	0	0	0	0	25	48	53.9	1,163	0	0
NGA Arnold Site		AF Active	Arnold	4	232,043	0	0	0	0	34	36	50.5	0	0	0
Rosecrans MAP (139AG)		AF Guard	St. Joseph	43	345,045	0	0	0	0	54	475	122.0	1,213	11	0
St Louis AFS		AF Active	St. Louis	15	738,188	0	0	0	0	25	25	57.2	24	0	0
Whiteman AFB		AF Active	Whiteman AFB	825	5,100,262	0	0	1	1,964	3,872	5,420	2,174.4	3,493	715	0
* OTHER SITE(S) : 8				26	227,855	0	0	0	0	12	26	75.6	0	0	0
<b>Missouri Total:</b>				<b>940</b>	<b>6,843,315</b>	<b>30</b>	<b>379,997</b>	<b>2</b>	<b>9,464</b>	<b>4,022</b>	<b>6,470</b>	<b>2,663.4</b>	<b>6,115</b>	<b>726</b>	<b>0</b>
<b>Montana</b>															
Great Falls IAP		AF Guard	Great Falls	42	452,547	0	0	0	0	1	140	152.6	929	0	0
Malmstrom AF Missile Site Q0		AF Active	Shelby	4	12,442	0	0	0	0	15	137	11.0	0	0	0
Malmstrom AFB		AF Active	Malmstrom AFB	842	5,449,276	0	0	0	0	3,189	3,628	1,698.8	3,197	619	0
* OTHER SITE(S) : 233				267	297,250	2	36	0	0	700	26,652	1,586.7	0	0	0
<b>Montana Total:</b>				<b>1,155</b>	<b>6,211,515</b>	<b>2</b>	<b>36</b>	<b>0</b>	<b>0</b>	<b>3,904</b>	<b>30,557</b>	<b>3,449.1</b>	<b>4,126</b>	<b>619</b>	<b>0</b>
<b>Nebraska</b>															
Lincoln MAP		AF Guard	Lincoln	22	339,016	0	0	0	0	97	114	111.7	987	0	0
Offutt AFB		AF Active	Offutt A.F.B.	225	5,829,134	0	0	0	0	1,908	1,923	1,806.7	4,775	2,327	0

\* US Locations that do not meet criteria of at least ten (10) Acres AND at least \$10M PRV. US Territories and Non-US Locations that do not meet criteria of at least ten (10) Acres OR at least \$10M PRV.

## DEPARTMENT OF DEFENSE - Air Force

### Base Structure Report - As of 30 Sept 2011

SITE	BRAC 2005	COMPONENT	NAME NEAREST CITY	BUILDINGS						ACRES OWNED	TOTAL ACRES	PRV (\$M)	MIL	CIV	OTHER
				OWNED		LEASED		OTHER							
				COUNT	SQFT	COUNT	SQFT	COUNT	SQFT						
Offutt Communications Annex 2 Globecom		AF Active	Elkhorn	9	136,501	0	0	0	0	372	372	38.2	0	0	0
Offutt FH Annex		AF Active	Offutt A.F.B.	34	414,129	0	0	0	0	790	793	201.7	0	0	0
<b>* OTHER SITE(S) : 95</b>				103	163,490	0	0	0	0	754	11,187	552.9	0	0	0
<b>Nebraska Total:</b>				<b>393</b>	<b>6,882,270</b>	<b>0</b>	<b>0</b>	<b>0</b>	<b>0</b>	<b>3,921</b>	<b>14,389</b>	<b>2,711.3</b>	<b>5,762</b>	<b>2,327</b>	<b>0</b>
<b><u>Nevada</u></b>															
Creech AFB		AF Active	Indian Springs	119	825,733	0	0	0	0	2,300	2,300	524.8	2,273	64	0
Nellis AFB		AF Active	Las Vegas	615	6,085,486	0	0	0	0	5,214	14,160	3,094.0	7,090	1,376	0
Nellis Air Force Range		AF Active	Indian Springs	68	124,117	0	0	0	0	2,955,578	3,092,317	258.1	0	0	0
Nellis Water System Annex		AF Active	North Las Vegas	2	19,347	0	0	0	0	104	107	16.5	0	0	0
Reno Tahoe IAP		AF Guard	Reno	33	389,909	0	0	0	0	0	60	163.8	1,146	0	0
Tonopah AFS Z164		AF Active	Tonopah	17	38,431	0	0	0	0	47	47	14.2	0	0	0
Tonopah Auxiliary Airfield Annex		AF Active	Tonopah	148	1,651,480	0	0	0	0	2,157	2,157	932.7	0	0	0
Tonopah Auxiliary Airfield Annex 2		AF Active	Tonopah	93	782,042	0	0	0	0	109	109	220.7	0	0	0
<b>* OTHER SITE(S) : 18</b>				15	38,909	2	2,138	1	840	11,287	26,023	26.2	0	0	0
<b>Nevada Total:</b>				<b>1,110</b>	<b>9,955,454</b>	<b>2</b>	<b>2,138</b>	<b>1</b>	<b>840</b>	<b>2,976,797</b>	<b>3,137,281</b>	<b>5,251.0</b>	<b>10,509</b>	<b>1,440</b>	<b>0</b>
<b><u>New Hampshire</u></b>															
New Boston AS		AF Active	New Boston	26	133,167	0	0	0	0	2,826	2,873	80.2	8	42	0
Newington Defense Fuel Support Point		AF Active	Newington	4	9,462	0	0	0	0	10	15	56.6	0	0	0
Pease ANGB		AF Guard	Portsmouth	52	522,201	0	0	2	834	219	219	244.8	0	1	0
<b>New Hampshire Total:</b>				<b>82</b>	<b>664,830</b>	<b>0</b>	<b>0</b>	<b>2</b>	<b>834</b>	<b>3,055</b>	<b>3,107</b>	<b>381.6</b>	<b>8</b>	<b>43</b>	<b>0</b>
<b><u>New Jersey</u></b>															
Air Mobility Warfare Center		AF Active	Fort Dix	13	274,492	0	0	0	0	32	32	80.1	0	0	0
Atlantic City IAP		AF Guard	Egg Harbor Township	40	417,502	0	0	2	16,080	0	296	167.2	1,199	0	0
Fort Dix		AF Active	Fort Dix	684	5,765,669	0	0	0	0	30,636	30,636	2,873.9	6,218	1,021	732
McGuire AFB		AF Active	McGuire AFB	265	4,972,111	0	0	1	4,800	3,603	3,660	2,317.3	5,457	1,649	0
McGuire Air Defense Missile Site		AF Active	New Egypt	20	130,430	0	0	2	5,310	219	219	644.3	0	0	0
NAWCADLKE Non-NIF Lakehurst		AF Active	Lakehurst	193	2,683,768	0	0	1	4,733	7,408	7,408	1,237.1	0	0	0
Warren Grove Range		AF Guard	Warren Grove	7	11,430	0	0	0	0	9,416	9,416	11.4	0	0	0
<b>* OTHER SITE(S) : 6</b>				1	192	0	0	1	3,600	65	321	3.3	0	0	0
<b>New Jersey Total:</b>				<b>1,223</b>	<b>14,255,594</b>	<b>0</b>	<b>0</b>	<b>7</b>	<b>34,523</b>	<b>51,379</b>	<b>51,988</b>	<b>7,334.6</b>	<b>12,874</b>	<b>2,670</b>	<b>732</b>
<b><u>New Mexico</u></b>															
Boles Wells Water System Annex		AF Active	Holloman AFB	3	6,431	0	0	0	0	2,694	7,411	28.2	0	0	0
Cannon AFB		AF Active	Cannon AFB	441	3,062,241	0	0	1	4,500	3,460	4,213	1,246.1	3,629	480	0
Cannon AFB Site 2		AF Active	Cannon AFB	220	708,165	0	0	0	0	309	309	139.9	0	0	0

\* US Locations that do not meet criteria of at least ten (10) Acres AND at least \$10M PRV. US Territories and Non-US Locations that do not meet criteria of at least ten (10) Acres OR at least \$10M PRV.

**DEPARTMENT OF DEFENSE - Air Force**  
**Base Structure Report - As of 30 Sept 2011**

SITE	BRAC 2005	COMPONENT	NAME NEAREST CITY	BUILDINGS						ACRES OWNED	TOTAL ACRES	PRV (\$M)	MIL	CIV	OTHER
				OWNED		LEASED		OTHER							
				COUNT	SQFT	COUNT	SQFT	COUNT	SQFT						
Cannon Meadows Housing Area		AF Active	Portales	0	0	151	249,897	0	0	0	39	37.4	0	0	0
Cannon Place Housing Area		AF Active	Clovis	0	0	202	336,765	0	0	0	40	50.7	0	0	0
Holloman AFB		AF Active	Holloman AFB	481	5,370,503	0	0	20	578,828	10,601	53,602	2,549.8	2,980	876	0
Kirtland AFB		AF Active	Kirtland AFB	762	7,534,644	0	0	0	0	25,540	43,991	2,830.5	3,972	2,272	0
Melrose Air Force Range		AF Active	Floyd	12	17,479	0	0	0	0	51,810	79,973	54.9	0	0	0
* OTHER SITE(S) : 26				64	241,736	1	20	0	0	117,127	122,417	88.4	0	0	0
<b>New Mexico Total:</b>				<b>1,983</b>	<b>16,941,199</b>	<b>354</b>	<b>586,682</b>	<b>21</b>	<b>583,328</b>	<b>211,540</b>	<b>311,994</b>	<b>7,025.7</b>	<b>10,581</b>	<b>3,628</b>	<b>0</b>
<b><u>New York</u></b>															
Air Force Plant 59		AF Active	Johnson City	4	637,238	0	0	0	0	29	32	173.7	0	0	0
Francis S. Gabreski Airport		AF Guard	Westhampton Beach	33	386,673	0	0	0	0	0	89	165.1	1,118	0	0
Hancock Field		AF Guard	Syracuse	47	498,375	0	0	1	26,000	342	342	218.3	1,227	0	0
Neads Unit, Rome		AF Guard	Rome	4	60,228	0	0	0	0	39	39	22.0	0	0	0
Niagara Falls		AF Reserve	Niagara Falls	92	1,063,135	0	0	0	0	545	982	418.8	1,147	346	0
Plattsburg AFB		AF Active	Plattsburgh	1,398	5,087,606	0	0	0	0	4,686	4,686	1,650.8	0	0	0
Rome Laboratory		AF Active	Rome	14	1,416,161	0	0	0	0	113	117	401.9	0	0	0
Schenectady MAP (ANG)		AF Guard	Schenectady	40	425,076	0	0	0	0	0	124	151.0	1,337	0	0
Stewart IAP		AF Guard	Newburgh	48	891,019	0	0	1	28,799	41	309	521.9	1,494	0	0
Verona Defense Fuel Support Point		AF Active	Verona	5	4,806	0	0	0	0	35	35	28.8	0	0	0
Verona Test Annex		AF Active	Vernon	19	62,139	0	0	0	0	494	495	24.6	0	0	0
* OTHER SITE(S) : 10				10	38,179	0	0	0	0	645	791	18.5	0	0	0
<b>New York Total:</b>				<b>1,714</b>	<b>10,570,635</b>	<b>0</b>	<b>0</b>	<b>2</b>	<b>54,799</b>	<b>6,969</b>	<b>8,041</b>	<b>3,795.5</b>	<b>6,323</b>	<b>346</b>	<b>0</b>
<b><u>North Carolina</u></b>															
Charlotte/Douglas IAP		AF Guard	Charlotte	35	385,706	0	0	0	0	0	103	146.7	1,312	0	0
Dare County Range		AF Active	Stumpy Point	13	33,620	0	0	0	0	46,595	46,604	24.3	0	0	0
Fort Fisher Recreation Site		AF Active	Kure Beach	55	128,188	0	0	0	0	40	40	29.5	0	0	0
Seymour Johnson AFB		AF Active	Seymour Johnson AFB	1,042	4,836,149	0	0	0	0	3,232	4,118	1,294.0	4,477	673	0
Stanly County Airport		AF Guard	New London	36	143,707	0	0	0	0	0	114	49.2	180	5	0
* OTHER SITE(S) : 3				0	0	0	0	0	0	5	6	0.3	0	0	0
<b>North Carolina Total:</b>				<b>1,181</b>	<b>5,527,370</b>	<b>0</b>	<b>0</b>	<b>0</b>	<b>0</b>	<b>49,872</b>	<b>50,984</b>	<b>1,544.0</b>	<b>5,969</b>	<b>678</b>	<b>0</b>
<b><u>North Dakota</u></b>															
Cavalier AS		AF Active	Mountain	33	411,055	0	0	1	384	278	295	154.2	22	6	0
Defense Fuel Support Point		AF Active	Grand Forks	4	2,853	0	0	0	0	11	28	62.3	0	0	0
Grand Forks AFB		AF Active	Grand Forks AFB	807	5,719,832	0	0	0	0	4,830	5,420	1,628.2	1,101	363	0
Hector IAP		AF Guard	Fargo	38	461,245	0	0	1	4,207	0	250	167.4	981	0	0
Minot AFB		AF Active	Minot AFB	1,240	7,963,414	0	0	0	0	4,965	5,616	2,453.9	5,286	649	0

\* US Locations that do not meet criteria of at least ten (10) Acres AND at least \$10M PRV. US Territories and Non-US Locations that do not meet criteria of at least ten (10) Acres OR at least \$10M PRV.

**DEPARTMENT OF DEFENSE - Air Force**  
**Base Structure Report - As of 30 Sept 2011**

SITE	BRAC 2005	COMPONENT	NAME NEAREST CITY	BUILDINGS						ACRES OWNED	TOTAL ACRES	PRV (\$M)	MIL	CIV	OTHER
				OWNED		LEASED		OTHER							
				COUNT	SQFT	COUNT	SQFT	COUNT	SQFT						
* OTHER SITE(S) : 171				364	234,534	0	0	0	0	2,553	19,424	1,126.4	0	0	0
<b>North Dakota Total:</b>				<b>2,486</b>	<b>14,792,933</b>	<b>0</b>	<b>0</b>	<b>2</b>	<b>4,591</b>	<b>12,638</b>	<b>31,033</b>	<b>5,592.4</b>	<b>7,390</b>	<b>1,018</b>	<b>0</b>
<b>Ohio</b>															
Blue Ash ANGS		AF Guard	Blue Ash	15	51,903	0	0	0	0	0	12	13.8	201	0	0
Camp Perry (ANG)		AF Guard	Port Clinton	17	106,842	1	12,545	0	0	0	59	33.6	219	0	0
Mansfield Lahm MAP		AF Guard	Mansfield	30	289,693	0	0	0	0	0	290	93.4	938	0	0
Rickenbacker IAP (ANG)		AF Guard	Columbus	21	470,913	0	0	0	0	1,019	1,019	243.7	1,335	1	0
Springfield Beckley MAP		AF Guard	Springfield	38	391,481	0	0	0	0	0	157	119.0	1,125	3	0
Toledo/Exp Airport		AF Guard	Swanton	39	337,335	0	0	0	0	0	135	108.3	1,095	0	0
Wright-Patt Site 2		AF Active	Wright-Patterson AFB	199	8,738,475	0	0	0	0	2,366	2,366	2,908.5	0	0	0
Wright-Patterson AFB		AF Active	Wright-Patterson AFB	405	8,130,362	1	202,306	0	0	5,314	5,823	2,631.9	4,686	12,136	0
Youngstown Joint ARS		AF Reserve	Vienna	69	683,036	0	0	0	0	230	659	219.0	255	412	0
* OTHER SITE(S) : 6				12	98,402	0	0	0	0	5	395	23.6	122	0	0
<b>Ohio Total:</b>				<b>845</b>	<b>19,298,442</b>	<b>2</b>	<b>214,851</b>	<b>0</b>	<b>0</b>	<b>8,934</b>	<b>10,915</b>	<b>6,394.8</b>	<b>9,976</b>	<b>12,552</b>	<b>0</b>
<b>Oklahoma</b>															
Altus AFB		AF Active	Blair	152	2,639,085	0	0	0	0	2,420	6,820	1,188.6	1,317	1,223	0
Kegelman Air Force Auxiliary Field		AF Active	Jet	7	11,093	0	0	0	0	1,066	1,284	39.1	0	0	0
Tinker Aerospace Complex		AF Active	Oklahoma City	0	0	12	3,947,013	0	0	0	407	100.6	0	0	0
Tinker AFB		AF Active	Oklahoma City	421	14,486,339	0	0	0	0	3,945	4,922	4,206.0	5,844	13,132	0
Tinker Support Annex		AF Active	Oklahoma City	22	154,830	0	0	0	0	89	133	54.2	0	0	0
Tulsa IAP		AF Guard	Tulsa	45	375,688	0	0	0	0	0	80	110.2	1,203	0	0
Vance AFB		AF Active	Enid	131	1,487,525	0	0	0	0	2,121	3,738	657.3	746	271	0
Will Rogers World Airport		AF Guard	Oklahoma City	35	376,356	0	0	1	128	0	133	110.5	989	57	0
* OTHER SITE(S) : 9				12	41,617	2	12,619	0	0	975	987	19.5	0	0	0
<b>Oklahoma Total:</b>				<b>825</b>	<b>19,572,533</b>	<b>14</b>	<b>3,959,632</b>	<b>1</b>	<b>128</b>	<b>10,616</b>	<b>18,505</b>	<b>6,486.0</b>	<b>10,099</b>	<b>14,683</b>	<b>0</b>
<b>Oregon</b>															
Klamath Falls Airport-Kingsley Field (ANG)		AF Guard	Klamath Falls	34	254,661	0	0	0	0	55	1,022	109.5	920	8	0
Portland IAP		AF Guard	Portland	68	745,993	0	0	0	0	0	246	271.0	1,257	17	0
* OTHER SITE(S) : 10				40	262,083	0	0	0	0	0	2,520	76.2	0	0	0
<b>Oregon Total:</b>				<b>142</b>	<b>1,262,737</b>	<b>0</b>	<b>0</b>	<b>0</b>	<b>0</b>	<b>55</b>	<b>3,788</b>	<b>456.7</b>	<b>2,177</b>	<b>25</b>	<b>0</b>
<b>Pennsylvania</b>															
Fort Indiantown Gap AGS		AF Guard	Annville	35	180,109	0	0	0	0	0	190	44.7	659	0	0
Harrisburg IAP (ANG)		AF Guard	Middletown	37	310,917	1	15,077	0	0	0	42	99.7	1,150	3	0
Pittsburgh IAP (ANG)		AF Guard	Coraopolis	37	419,269	0	0	0	0	0	179	146.5	1,321	0	0

\* US Locations that do not meet criteria of at least ten (10) Acres AND at least \$10M PRV. US Territories and Non-US Locations that do not meet criteria of at least ten (10) Acres OR at least \$10M PRV.

**DEPARTMENT OF DEFENSE - Air Force**  
**Base Structure Report - As of 30 Sept 2011**

SITE	BRAC 2005	COMPONENT	NAME NEAREST CITY	BUILDINGS						ACRES OWNED	TOTAL ACRES	PRV (\$M)	MIL	CIV	OTHER
				OWNED		LEASED		OTHER							
				COUNT	SQFT	COUNT	SQFT	COUNT	SQFT						
Pittsburgh IAP (ARS)		AF Reserve	Coraopolis	59	530,554	0	0	1	3,936	12	180	155.2	231	280	0
State College AGS		AF Guard	State College	5	44,221	0	0	0	0	0	23	13.8	203	0	0
Willow Grove JRB		AF Guard	Horsham	55	748,483	0	0	0	0	162	170	270.4	853	0	0
<b>* OTHER SITE(S) : 10</b>				34	135,175	0	0	1	1,064	0	390	47.7	0	0	0
<b>Pennsylvania Total:</b>				<b>262</b>	<b>2,368,728</b>	<b>1</b>	<b>15,077</b>	<b>2</b>	<b>5,000</b>	<b>174</b>	<b>1,173</b>	<b>778.0</b>	<b>4,417</b>	<b>283</b>	<b>0</b>
<b><u>Puerto Rico</u></b>															
Isabela N00207-AB		AF Active	Isabela	8	36,413	0	0	0	0	413	413	18.2	0	0	0
Lajas Radar Site (TARS 16)		AF Active	Lajas	8	10,264	0	0	0	0	0	23	9.6	0	0	0
Luis Munoz Marin IAP		AF Guard	Carolina	41	346,494	0	0	0	0	0	95	140.9	1,011	0	0
Mount Pirata		AF Active	Vieques, Vieques	1	330	0	0	0	0	59	59	1.3	0	0	0
Punta Borinquen Radar Site		AF Guard	Aguadilla	10	53,235	0	0	0	0	6	6	19.7	0	0	0
Punta Salinas Radar Site		AF Guard	Toa Baja	18	46,752	0	0	0	0	30	30	18.6	21	0	0
Ramey AF Solar Observatory Research Site		AF Active	Aguadilla	7	6,236	0	0	0	0	74	81	2.1	0	0	0
Salinas N00207-JA		AF Active	Salinas, Salinas	2	6,567	0	0	0	0	249	249	4.3	0	0	0
<b>Puerto Rico Total:</b>				<b>95</b>	<b>506,291</b>	<b>0</b>	<b>0</b>	<b>0</b>	<b>0</b>	<b>832</b>	<b>957</b>	<b>214.8</b>	<b>1,032</b>	<b>0</b>	<b>0</b>
<b><u>Rhode Island</u></b>															
Coventry ANGS		AF Guard	Coventry	14	55,877	0	0	0	0	18	18	17.0	0	0	0
Davisville Family Housing		AF Active	North Kingstown	21	106,278	0	0	0	0	14	14	19.3	0	0	0
North Smithfield ANGS		AF Guard	Slatersville	9	63,849	0	0	0	0	24	34	18.9	245	0	0
Quonset State Airport		AF Guard	North Kingstown	30	420,417	0	0	1	1,762	0	103	159.3	965	0	0
<b>Rhode Island Total:</b>				<b>74</b>	<b>646,421</b>	<b>0</b>	<b>0</b>	<b>1</b>	<b>1,762</b>	<b>56</b>	<b>169</b>	<b>214.6</b>	<b>1,210</b>	<b>0</b>	<b>0</b>
<b><u>South Carolina</u></b>															
Charleston AFB		AF Active	Charleston	557	4,087,496	0	0	0	0	3,118	3,877	1,345.7	3,713	1,370	0
Charleston Defense Fuel Support Point		AF Active	Charleston	7	5,223	0	0	0	0	44	56	102.7	0	0	0
Hunley Park Military FH		AF Active	Charleston	132	394,482	0	0	0	0	271	271	68.4	0	0	0
McEntire Joint NGB		AF Guard	Eastover	82	711,671	0	0	0	0	2,344	2,473	255.0	1,513	4	0
Myrtle Beach AFB		AF Active	Myrtle Beach	91	475,950	0	0	0	0	22	2,106	192.5	0	0	0
North Air Force Auxiliary Field		AF Active	North	6	33,195	0	0	0	0	2,279	2,393	65.0	0	13	0
NWS Charleston		AF Active	Goose Creek	602	4,668,728	0	0	5	29,852	15,446	16,729	1,498.5	7,169	3,578	0
NWS Charleston North Yard		AF Active	North Charleston	11	278,808	0	0	0	0	21	21	68.6	0	0	0
NWS Charleston Short Stay		AF Active	Moncks Corner	42	58,091	0	0	0	0	0	57	10.3	0	0	0
Shaw AFB		AF Active	Shaw AFB	731	4,625,024	0	0	0	0	3,330	3,429	1,335.2	4,356	636	0
<b>* OTHER SITE(S) : 18</b>				69	166,071	3	248,470	1	20,148	12,572	12,654	108.0	0	0	0
<b>South Carolina Total:</b>				<b>2,330</b>	<b>15,504,739</b>	<b>3</b>	<b>248,470</b>	<b>6</b>	<b>50,000</b>	<b>39,446</b>	<b>44,066</b>	<b>5,050.0</b>	<b>16,751</b>	<b>5,601</b>	<b>0</b>

\* US Locations that do not meet criteria of at least ten (10) Acres AND at least \$10M PRV. US Territories and Non-US Locations that do not meet criteria of at least ten (10) Acres OR at least \$10M PRV.

## DEPARTMENT OF DEFENSE - Air Force

### Base Structure Report - As of 30 Sept 2011

SITE	BRAC 2005	COMPONENT	NAME NEAREST CITY	BUILDINGS						ACRES OWNED	TOTAL ACRES	PRV (\$M)	MIL	CIV	OTHER
				OWNED		LEASED		OTHER							
				COUNT	SQFT	COUNT	SQFT	COUNT	SQFT						
<b>South Dakota</b>															
Ellsworth AFB Site 1		AF Active	Ellsworth AFB	374	4,205,209	251	1,177,843	0	0	4,693	5,328	1,849.2	3,491	697	0
Ellsworth AFB Site 2		AF Active	Box Elder	116	679,410	0	0	2	1,317	663	851	352.3	0	0	0
Joe Foss Field		AF Guard	Sioux Falls	36	399,375	3	51,167	0	0	0	217	151.4	1,072	0	0
* OTHER SITE(S) : 14				1	133	0	0	0	0	2,496	2,936	4.6	0	0	0
<b>South Dakota Total:</b>				<b>527</b>	<b>5,284,127</b>	<b>254</b>	<b>1,229,010</b>	<b>2</b>	<b>1,317</b>	<b>7,852</b>	<b>9,333</b>	<b>2,357.5</b>	<b>4,563</b>	<b>697</b>	<b>0</b>
<b>Tennessee</b>															
Arnold AS		AF Active	Arnold A F Station	342	2,831,900	0	0	3	16,212	38,861	38,862	6,966.8	54	274	0
McGhee Tyson Airport		AF Guard	Louisville	83	805,093	0	0	1	72	0	346	247.8	1,172	27	0
Memphis IAP		AF Guard	Memphis	52	804,314	1	9,600	1	56,100	0	221	258.9	1,059	0	0
Nashville IAP		AF Guard	Nashville	38	433,210	0	0	0	0	0	90	126.6	1,266	46	0
* OTHER SITE(S) : 1				7	31,499	0	0	0	0	0	10	10.7	122	0	0
<b>Tennessee Total:</b>				<b>522</b>	<b>4,906,016</b>	<b>1</b>	<b>9,600</b>	<b>5</b>	<b>72,384</b>	<b>38,861</b>	<b>39,529</b>	<b>7,610.8</b>	<b>3,673</b>	<b>347</b>	<b>0</b>
<b>Texas</b>															
Air Force Plant 4		AF Active	Fort Worth	87	5,576,292	0	0	0	0	636	727	1,244.8	8	3	0
Brooks AFB		AF Active	Brooks AFB	0	0	82	1,337,073	0	0	0	280	379.0	186	569	0
Camp Bullis		AF Active	San Antonio	293	778,412	0	0	0	0	27,993	27,993	297.9	1,669	36	36
Canyon Lake Recreation Annex		AF Active	Canyon Lake	42	30,628	0	0	0	0	0	358	10.5	0	0	0
Dyess AFB		AF Active	Abilene	749	4,508,146	0	0	0	0	3,120	6,320	1,624.6	4,744	430	0
Eldorado AFS		AF Active	Eldorado	7	114,791	0	0	0	0	119	128	36.5	0	0	0
Ellington Field		AF Guard	Houston	58	503,107	0	0	2	52,008	213	213	139.9	1,028	0	0
Fort Bliss ANG		AF Guard	El Paso	3	47,082	0	0	0	0	0	12	10.4	0	0	0
Fort Sam Houston		AF Active	Fort Sam Houston	382	9,851,817	0	0	0	0	2,653	2,745	2,509.6	18,635	6,763	1,996
Goodfellow AFB		AF Active	San Angelo	156	2,461,946	0	0	0	0	1,183	1,218	651.1	1,082	690	0
Hensley Field AGS		AF Guard	Dallas	0	0	8	62,487	0	0	0	23	13.9	0	0	0
Kelly AFB		AF Active	San Antonio	147	7,261,809	72	2,246,700	0	0	435	435	1,932.1	190	224	0
Kelly Field Annex		AF Active	Kelly AFB	140	2,190,277	0	0	0	0	2,211	2,788	786.5	836	0	0
Lackland AFB		AF Active	San Antonio	422	9,668,301	0	0	3	18,192	2,713	2,720	2,549.5	6,889	4,171	0
Lackland Training Annex		AF Active	Lackland AFB	271	1,777,006	0	0	1	192	4,017	4,028	520.1	2	0	0
Laughlin AFB		AF Active	Val Verde Park	213	2,030,523	0	0	0	0	4,355	4,692	805.9	929	982	0
Laughlin AFB Aux 1		AF Active	Quemado	6	4,336	0	0	0	0	402	724	22.8	0	0	0
Medical Center Annex Site 1		AF Active	Fort Sam Houston	32	2,190,169	0	0	3	62,728	189	189	373.3	0	0	0
Randolph AFB		AF Active	Universal City	254	4,077,548	0	0	1	652	2,903	3,137	1,122.6	2,037	5,720	0
Seguin Air Force Auxiliary Field		AF Active	Sequin	5	3,962	0	0	0	0	957	957	66.0	0	0	0
Sheppard AFB		AF Active	Sheppard AFB	357	7,833,157	0	0	0	0	4,598	5,297	2,320.5	1,752	1,055	0
* OTHER SITE(S) : 35				163	708,644	0	0	48	626,172	3,202	4,784	352.8	1,691	605	0

\* US Locations that do not meet criteria of at least ten (10) Acres AND at least \$10M PRV. US Territories and Non-US Locations that do not meet criteria of at least ten (10) Acres OR at least \$10M PRV.



**DEPARTMENT OF DEFENSE - Air Force**  
**Base Structure Report - As of 30 Sept 2011**

SITE	BRAC 2005	COMPONENT	NAME NEAREST CITY	BUILDINGS						ACRES OWNED	TOTAL ACRES	PRV (\$M)	MIL	CIV	OTHER
				OWNED		LEASED		OTHER							
				COUNT	SQFT	COUNT	SQFT	COUNT	SQFT						
<b>Texas Total:</b>				<b>3,787</b>	<b>61,617,953</b>	<b>162</b>	<b>3,646,260</b>	<b>58</b>	<b>759,944</b>	<b>61,898</b>	<b>69,768</b>	<b>17,770.2</b>	<b>41,678</b>	<b>21,248</b>	<b>2,032</b>
<b>Utah</b>															
Hill AFB		AF Active	Hill AFB	769	12,521,306	0	0	0	0	517	7,011	4,182.5	3,474	10,321	0
Little Mountain Test Annex		AF Active	Ogden	18	124,613	0	0	0	0	731	731	53.1	0	0	0
Salt Lake City IAP		AF Guard	Salt Lake City	53	462,869	0	0	0	0	0	135	161.5	1,533	4	0
Utah Test and Training Range South UT		AF Active	Wendover	33	27,350	0	0	0	0	555,687	572,656	42.1	0	0	0
UTTR - North		AF Active	Grouse Creek	83	416,913	0	0	0	0	348,767	366,877	191.1	0	0	0
* OTHER SITE(S) : 69				22	13,907	0	0	3	8,508	141	417	9.5	0	0	0
<b>Utah Total:</b>				<b>978</b>	<b>13,566,958</b>	<b>0</b>	<b>0</b>	<b>3</b>	<b>8,508</b>	<b>905,843</b>	<b>947,827</b>	<b>4,639.7</b>	<b>5,007</b>	<b>10,325</b>	<b>0</b>
<b>Vermont</b>															
Burlington IAP		AF Guard	South Burlington	41	405,524	0	0	1	7,050	0	278	132.0	1,083	0	0
* OTHER SITE(S) : 1				0	0	0	0	0	0	0	0	0.0	0	0	0
<b>Vermont Total:</b>				<b>41</b>	<b>405,524</b>	<b>0</b>	<b>0</b>	<b>1</b>	<b>7,050</b>	<b>0</b>	<b>278</b>	<b>132.0</b>	<b>1,083</b>	<b>0</b>	<b>0</b>
<b>Virgin Islands</b>															
* OTHER SITE(S) : 1				6	16,834	0	0	0	0	9	9	6.7	0	0	0
<b>Virgin Islands Total:</b>				<b>6</b>	<b>16,834</b>	<b>0</b>	<b>0</b>	<b>0</b>	<b>0</b>	<b>9</b>	<b>9</b>	<b>6.7</b>	<b>0</b>	<b>0</b>	<b>0</b>
<b>Virginia</b>															
Byrd Field		AF Guard	Sandston	8	76,924	0	0	0	0	0	16	16.7	23	0	0
Camp Pendleton (ANG)		AF Guard	Virginia Beach	10	96,528	0	0	0	0	0	60	21.7	210	0	0
Fort Eustis		AF Active	Newport News	423	5,876,003	0	0	0	0	7,870	7,871	1,643.7	8,643	3,120	5,082
Langley AFB		AF Active	Langley AFB	302	5,667,325	0	0	0	0	3,766	3,992	1,945.7	7,777	2,753	0
Langley FH Annex		AF Active	Hampton	9	65,591	0	0	0	0	302	302	23.0	0	0	0
* OTHER SITE(S) : 3				1	10,000	1	500	0	0	0	1,942	5.4	0	0	0
<b>Virginia Total:</b>				<b>753</b>	<b>11,792,371</b>	<b>1</b>	<b>500</b>	<b>0</b>	<b>0</b>	<b>11,937</b>	<b>14,183</b>	<b>3,656.1</b>	<b>16,653</b>	<b>5,873</b>	<b>5,082</b>
<b>Wake Islands</b>															
Wake Island Airfield		AF Active	Wake Island	109	455,361	0	0	0	0	2,600	2,600	735.9	0	0	0
<b>Wake Islands Total:</b>				<b>109</b>	<b>455,361</b>	<b>0</b>	<b>0</b>	<b>0</b>	<b>0</b>	<b>2,600</b>	<b>2,600</b>	<b>735.9</b>	<b>0</b>	<b>0</b>	<b>0</b>
<b>Washington</b>															
Camp Murray AGS		AF Guard	Tacoma	23	186,402	0	0	0	0	0	42	54.2	19	0	0
Cusick Survival TS		AF Active	Cusick	10	23,055	0	0	0	0	0	494,250	11.6	0	0	0
Fairchild AFB		AF Active	Fairchild AFB	293	4,656,537	0	0	0	0	4,342	4,989	1,840.3	3,603	611	0

\* US Locations that do not meet criteria of at least ten (10) Acres AND at least \$10M PRV. US Territories and Non-US Locations that do not meet criteria of at least ten (10) Acres OR at least \$10M PRV.

**DEPARTMENT OF DEFENSE - Air Force**  
**Base Structure Report - As of 30 Sept 2011**

SITE	BRAC 2005	COMPONENT	NAME NEAREST CITY	BUILDINGS						ACRES OWNED	TOTAL ACRES	PRV (\$M)	MIL	CIV	OTHER
				OWNED		LEASED		OTHER							
				COUNT	SQFT	COUNT	SQFT	COUNT	SQFT						
Four Lakes Communications Station (ANG)		AF Guard	Cheney	16	67,484	0	0	0	0	63	156	19.8	77	0	0
Mukilteo Defense Fuel Support Point		AF Active	Mukilteo	11	20,470	0	0	0	0	20	20	99.5	0	0	0
Paine Field ANGS		AF Guard	Everett	10	48,899	0	0	0	0	15	15	14.2	124	0	0
Spokane IAP (AGS)		AF Guard	Spokane	9	74,752	0	0	0	0	0	35	19.2	110	0	0
White Bluff Site 1		AF Active	Spokane	13	73,091	0	0	0	0	86	86	33.3	0	0	0
<b>* OTHER SITE(S) : 11</b>				16	51,513	0	0	0	0	174	251	24.9	64	0	0
<b>Washington Total:</b>				<b>401</b>	<b>5,202,203</b>	<b>0</b>	<b>0</b>	<b>0</b>	<b>0</b>	<b>4,700</b>	<b>499,843</b>	<b>2,117.0</b>	<b>3,997</b>	<b>611</b>	<b>0</b>
<b>West Virginia</b>															
EWVRA Shepherd Field		AF Guard	Martinsburg	33	406,618	0	0	3	174,354	0	341	273.0	1,359	0	0
Yeager Airport		AF Guard	Charleston	29	292,495	0	0	0	0	0	269	131.3	1,051	0	0
<b>West Virginia Total:</b>				<b>62</b>	<b>699,113</b>	<b>0</b>	<b>0</b>	<b>3</b>	<b>174,354</b>	<b>0</b>	<b>610</b>	<b>404.3</b>	<b>2,410</b>	<b>0</b>	<b>0</b>
<b>Wisconsin</b>															
Gen Mitchell IAP		AF Guard	Milwaukee	21	306,431	0	0	3	11,273	0	99	137.0	980	0	0
Hardwood Weapons Range (ANG)		AF Guard	Necedah	5	13,501	0	0	0	0	0	7,865	10.5	0	0	0
Truax ANGB		AF Guard	Madison	51	750,933	0	0	0	0	35	149	262.8	1,169	0	0
Volk ANGB		AF Guard	Camp Douglas	135	601,623	0	0	0	0	0	2,385	318.0	318	3	0
<b>* OTHER SITE(S) : 6</b>				2	25,015	0	0	0	0	1	31	9.2	0	0	0
<b>Wisconsin Total:</b>				<b>214</b>	<b>1,697,503</b>	<b>0</b>	<b>0</b>	<b>3</b>	<b>11,273</b>	<b>36</b>	<b>10,529</b>	<b>737.4</b>	<b>2,467</b>	<b>3</b>	<b>0</b>
<b>Wyoming</b>															
Cheyenne Regional Apt		AF Guard	Cheyenne	35	432,162	0	0	0	0	0	727	153.4	1,383	10	0
F E Warren AFB		AF Active	Cheyenne	728	5,058,732	0	0	0	0	6,834	6,834	1,480.3	2,882	650	0
Francis E Warren AF Missile Site P7		AF Active	Cheyenne	1	603	0	0	0	0	2	328	11.1	0	0	0
<b>* OTHER SITE(S) : 84</b>				85	111,453	0	0	0	0	292	15,214	509.0	0	2	0
<b>Wyoming Total:</b>				<b>849</b>	<b>5,602,950</b>	<b>0</b>	<b>0</b>	<b>0</b>	<b>0</b>	<b>7,128</b>	<b>23,103</b>	<b>2,153.8</b>	<b>4,265</b>	<b>662</b>	<b>0</b>
<b>US/US Territories Total:</b>				<b>47,720</b>	<b>501,972,555</b>	<b>1,301</b>	<b>14,760,280</b>	<b>471</b>	<b>4,289,659</b>	<b>6,991,281</b>	<b>9,727,172</b>	<b>205,812.7</b>	<b>368,098</b>	<b>148,324</b>	<b>8,397</b>

\* US Locations that do not meet criteria of at least ten (10) Acres AND at least \$10M PRV. US Territories and Non-US Locations that do not meet criteria of at least ten (10) Acres OR at least \$10M PRV.

## DEPARTMENT OF DEFENSE - Air Force

### Base Structure Report - As of 30 Sept 2011

SITE	BRAC 2005	COMPONENT	NAME NEAREST CITY	BUILDINGS						ACRES OWNED	TOTAL ACRES	PRV (\$M)	MIL	CIV	OTHER
				OWNED		LEASED		OTHER							
				COUNT	SQFT	COUNT	SQFT	COUNT	SQFT						
<b>Antigua</b>															
Antigua AS		AF Active	St. Johns	32	117,450	0	0	0	0	0	175	109.8	2	0	0
<b>Antigua Total:</b>				<b>32</b>	<b>117,450</b>	<b>0</b>	<b>0</b>	<b>0</b>	<b>0</b>	<b>0</b>	<b>175</b>	<b>109.8</b>	<b>2</b>	<b>0</b>	<b>0</b>
<b>Aruba</b>															
* OTHER SITE(S) : 1				0	0	1	3,200	0	0	0	0	2.6	0	0	0
<b>Aruba Total:</b>				<b>0</b>	<b>0</b>	<b>1</b>	<b>3,200</b>	<b>0</b>	<b>0</b>	<b>0</b>	<b>0</b>	<b>2.6</b>	<b>0</b>	<b>0</b>	<b>0</b>
<b>Australia</b>															
* OTHER SITE(S) : 3				42	31,943	1	5,013	0	0	0	5	12.0	0	0	0
<b>Australia Total:</b>				<b>42</b>	<b>31,943</b>	<b>1</b>	<b>5,013</b>	<b>0</b>	<b>0</b>	<b>0</b>	<b>5</b>	<b>12.0</b>	<b>0</b>	<b>0</b>	<b>0</b>
<b>Belgium</b>															
Kleine Brogel AB		AF Active	Kleine-Brogel	10	22,045	0	0	5	18,511	0	1	18.9	135	0	1
* OTHER SITE(S) : 3				0	0	0	0	0	0	0	0	0.2	0	0	0
<b>Belgium Total:</b>				<b>10</b>	<b>22,045</b>	<b>0</b>	<b>0</b>	<b>5</b>	<b>18,511</b>	<b>0</b>	<b>1</b>	<b>19.1</b>	<b>135</b>	<b>0</b>	<b>1</b>
<b>Colombia</b>															
* OTHER SITE(S) : 6				51	39,176	0	0	5	2,531	0	13	22.5	7	1	0
<b>Colombia Total:</b>				<b>51</b>	<b>39,176</b>	<b>0</b>	<b>0</b>	<b>5</b>	<b>2,531</b>	<b>0</b>	<b>13</b>	<b>22.5</b>	<b>7</b>	<b>1</b>	<b>0</b>
<b>Costa Rica</b>															
* OTHER SITE(S) : 1				0	0	0	0	1	1,098	0	1	0.4	0	0	0
<b>Costa Rica Total:</b>				<b>0</b>	<b>0</b>	<b>0</b>	<b>0</b>	<b>1</b>	<b>1,098</b>	<b>0</b>	<b>1</b>	<b>0.4</b>	<b>0</b>	<b>0</b>	<b>0</b>
<b>Denmark</b>															
Karup AB		AF Active	Karup	0	0	0	0	29	72,409	0	0	137.8	0	0	0
* OTHER SITE(S) : 1				0	0	4	7,425	0	0	0	0	1.3	0	0	0
<b>Denmark Total:</b>				<b>0</b>	<b>0</b>	<b>4</b>	<b>7,425</b>	<b>29</b>	<b>72,409</b>	<b>0</b>	<b>0</b>	<b>139.2</b>	<b>0</b>	<b>0</b>	<b>0</b>
<b>Germany</b>															
Bann Communications Station		AF Active	Bann	3	9,740	0	0	5	8,083	0	6	10.1	0	0	0
Bann Communications Station 2		AF Active	Bann	6	18,171	0	0	0	0	0	51	8.6	2	5	1
Binsfeld FH Annex		AF Active	Trier	0	0	77	182,015	0	0	0	11	32.3	0	0	0
Bitburg FH Annex		AF Active	Trier	22	319,908	0	0	62	2,248,503	0	156	602.3	0	0	0
Bitburg Storage Annex 2		AF Active	Trier	11	31,804	0	0	18	415,779	0	27	137.1	0	0	0
Buechel AB		AF Active	Buechel	4	7,524	0	0	9	53,934	0	0	22.9	138	0	1

\* US Locations that do not meet criteria of at least ten (10) Acres AND at least \$10M PRV. US Territories and Non-US Locations that do not meet criteria of at least ten (10) Acres OR at least \$10M PRV.

## DEPARTMENT OF DEFENSE - Air Force

### Base Structure Report - As of 30 Sept 2011

SITE	BRAC 2005	NAME NEAREST CITY	BUILDINGS						ACRES OWNED	TOTAL ACRES	PRV (\$M)	MIL	CIV	OTHER
			OWNED		LEASED		OTHER							
			COUNT	SQFT	COUNT	SQFT	COUNT	SQFT						
Einsiedlerhof Maintenance Annex	AF Active	Einsiedlerhof	4	10,045	0	0	4	105,302	0	14	39.0	0	0	0
Einsiedlerhof Storage Annex	AF Active	Kaiserlautern	9	93,176	0	0	14	288,216	0	28	92.3	57	35	1
Einsiedlerkoepfe Training Annex	AF Active	Kaiserlautern	4	5,338	0	0	1	9,630	0	311	10.4	0	0	0
Geilenkirchen AB	AF Active	Geilenkirchen	11	48,273	0	0	12	107,707	0	0	58.5	107	27	12
Hochspeyer Ammo Storage Annex	AF Active	Kaiserlautern	31	56,578	0	0	6	15,371	0	88	38.6	0	0	0
Husterhoeh Communication Site	AF Active	Pirmasens	3	1,182	0	0	6	17,029	0	185	7.1	0	0	0
Kaiserslautern Water System Annex	AF Active	Kaiserslautern	1	182	0	0	1	7,106	0	4	10.2	0	0	0
Kapaun Administration Annex	AF Active	Kaiserlautern	21	93,370	0	0	39	526,273	0	114	224.1	151	11	18
Landstuhl FH Annex O3	AF Active	Landstuhl	24	113,330	0	0	11	369,725	0	44	128.6	0	0	0
Landstuhl Maintenance Site	AF Active	Landstuhl	38	141,136	0	0	3	8,883	0	25	47.1	0	0	0
Landstuhl Maintenance Site 2	AF Active	Landstuhl	8	31,910	0	0	5	15,142	0	7	21.1	0	0	0
Oberweis Annex	AF Active	Trier	13	10,139	0	0	34	128,124	0	108	56.1	0	0	0
Pruem AS	AF Active	Trier	4	10,728	0	0	0	0	0	18	6.5	0	0	0
Ramstein AB	AF Active	Ramstein	460	4,319,708	0	0	364	5,719,025	0	3,102	3,740.0	7,937	1,110	1,451
Ramstein Storage Annex	AF Active	Weilerbach	13	185,165	0	0	3	48,076	0	85	39.5	0	0	0
Siegenburg Air Range	AF Active	Landshut	4	2,955	0	0	5	7,756	0	681	6.6	0	1	8
Spangdahlem AB	AF Active	Spangdahlem	379	1,853,273	0	0	207	1,932,080	0	1,617	1,987.7	3,667	262	523
Spangdahlem Waste Annex	AF Active	Spangdahlem	2	2,586	0	0	2	4,105	0	3	44.6	0	0	0
Speicher FH Annex	AF Active	Trier	0	0	102	234,681	0	0	0	12	42.2	0	0	0
Vogelweh FH Annex	AF Active	Kaiserlautern	186	976,232	0	0	104	2,757,475	0	631	860.7	0	0	0
<b>* OTHER SITE(S) : 13</b>			9	49,868	0	0	16	62,817	0	36	40.9	17	0	0
<b>Germany Total:</b>			<b>1,270</b>	<b>8,392,321</b>	<b>179</b>	<b>416,696</b>	<b>931</b>	<b>14,856,141</b>	<b>0</b>	<b>7,364</b>	<b>8,315.0</b>	<b>12,076</b>	<b>1,451</b>	<b>2,015</b>
<b>Greenland</b>														
Thule AB	AF Active	Thule	226	2,413,833	0	0	0	0	0	233,034	2,740.3	135	2	0
<b>Greenland Total:</b>			<b>226</b>	<b>2,413,833</b>	<b>0</b>	<b>0</b>	<b>0</b>	<b>0</b>	<b>0</b>	<b>233,034</b>	<b>2,740.3</b>	<b>135</b>	<b>2</b>	<b>0</b>
<b>Italy</b>														
Aviano AB	AF Active	Aviano	112	805,245	0	0	102	1,594,817	0	1,200	1,598.5	3,430	194	393
Aviano Administration Annex Group HQ	AF Active	Aviano	4	4,818	0	0	5	40,931	0	8	21.7	0	0	0
Aviano Ammunition Storage Annex	AF Active	Aviano	2	3,450	0	0	32	94,975	0	47	49.8	0	0	0
Aviano Bachelor Housing Annex 1	AF Active	Aviano	16	143,727	1	31,355	6	481,935	0	38	353.3	0	0	0
Aviano Bachelor Housing Annex 2	AF Active	Aviano	7	217,208	0	0	9	82,949	0	13	122.3	0	0	0
Aviano FH Annex 5	AF Active	Aviano	0	0	54	112,733	0	0	0	0	25.0	0	0	0
Aviano Maintenance Annex	AF Active	Aviano	6	4,653	0	0	7	110,511	0	7	41.8	0	0	0
Aviano Storage Annex	AF Active	Aviano	0	0	2	107,986	0	0	0	6	19.4	0	0	0
Fontanafredda FH Site	AF Active	Fontanafredda	0	0	37	144,892	0	0	0	1	30.8	0	0	0
Gheddi Radio Relay Site	AF Active	Brescia	12	29,684	0	0	4	27,369	0	1	26.5	136	1	3
Maniago FH Site	AF Active	Maniago	0	0	19	155,747	0	0	0	1	33.5	0	0	0
San Vito Dei Normanni AS	AF Active	San Vito Normanni	2	3,980	0	0	0	0	0	25	3.7	0	0	0

\* US Locations that do not meet criteria of at least ten (10) Acres AND at least \$10M PRV. US Territories and Non-US Locations that do not meet criteria of at least ten (10) Acres OR at least \$10M PRV.

## DEPARTMENT OF DEFENSE - Air Force

### Base Structure Report - As of 30 Sept 2011

SITE	BRAC 2005	COMPONENT	NAME NEAREST CITY	BUILDINGS						ACRES OWNED	TOTAL ACRES	PRV (\$M)	MIL	CIV	OTHER
				OWNED		LEASED		OTHER							
				COUNT	SQFT	COUNT	SQFT	COUNT	SQFT						
Sedrano FH Site		AF Active	Sedrano	0	0	10	77,691	0	0	0	1	16.7	0	0	0
* OTHER SITE(S) : 10				5	13,693	30	115,786	4	11,590	0	27	43.5	0	0	0
<b>Italy Total:</b>				<b>166</b>	<b>1,226,458</b>	<b>153</b>	<b>746,190</b>	<b>169</b>	<b>2,445,077</b>	<b>0</b>	<b>1,375</b>	<b>2,386.6</b>	<b>3,566</b>	<b>195</b>	<b>396</b>
<b>Japan</b>															
Camp Courtney FH Annex		AF Active	Camp Courtney Okinawa N	82	1,130,839	0	0	0	0	65	65	254.5	0	0	0
Camp Foster FH Annex		AF Active	Camp Foster Okinawa	1,013	3,220,528	0	0	0	0	453	453	782.9	0	0	0
Camp Kinser		AF Active	Makiminato Okinawa	44	2,266,951	0	0	0	0	135	135	491.7	0	0	0
Camp Kuwae FH Annex		AF Active	Chatan Okinawa	158	577,533	0	0	0	0	70	70	130.9	0	0	0
Camp McTureous FH Annex		AF Active	Camp Courtney Okinawa N	80	678,732	0	0	0	0	64	64	149.0	0	0	0
Camp Shields FH Annex		AF Active	Camp Shields-Okinawa	8	7,091	0	0	89	478,684	89	89	137.7	0	0	0
Camp Zama Communications Station		AF Active	Zama	0	0	0	0	4	13,721	0	1	10.3	0	0	0
Chitose Administration Annex		AF Active	Chitose	13	57,830	0	0	0	0	0	1,067	37.3	0	0	0
Draughon Training Range		AF Active	Misawa AFB	3	4,644	0	0	7	13,709	0	1,889	16.9	0	0	0
Idesuna Jima Air Range		AF Active	Okinawa Island	0	0	0	0	0	0	61	61	0.0	0	0	0
Itazuke Auxiliary Airfield		AF Active	Fukuoka	0	0	0	0	1	30,873	0	6	16.5	0	0	0
Kadena AB		AF Active	Kadena Air Base Okinawa	1,462	5,510,739	0	0	751	8,010,338	4,914	4,914	5,807.9	6,858	534	1,892
Kadena Ammo Storage Annex		AF Active	Kadena Air Base Okinawa	366	1,789,424	0	0	85	591,682	6,077	6,077	1,077.7	0	0	0
Misawa AB		AF Active	Misawa AFB	183	1,049,820	0	0	583	7,696,889	0	3,864	4,060.8	3,821	194	776
Momote Annex		AF Active	Momote	0	0	0	0	3	2,976	0	30	3.6	0	0	0
Okuma Recreation Annex		AF Active	Okuma Okinawa	43	65,813	0	0	2	14,068	135	135	47.6	10	0	30
Owada Communications Station		AF Active	Owada	0	0	0	0	1	21,152	0	328	19.1	0	0	0
Tama Service Annex		AF Active	Tana	12	11,132	0	0	39	103,178	0	483	62.0	0	0	0
Tokorozawa Transmitter Site		AF Active	Tokorosana	7	59,913	0	0	0	0	0	320	90.5	0	0	0
Tori Shima Air Range		AF Active	Okinawa Island	0	0	0	0	0	0	10	10	0.0	0	0	0
Yokota AB		AF Active	Yokota AFB	136	606,834	0	0	621	9,458,884	0	1,750	3,996.8	2,928	262	1,253
* OTHER SITE(S) : 16				15	25,356	0	0	22	61,117	12	24	36.9	10	0	7
<b>Japan Total:</b>				<b>3,625</b>	<b>17,063,179</b>	<b>0</b>	<b>0</b>	<b>2,208</b>	<b>26,497,271</b>	<b>12,085</b>	<b>21,836</b>	<b>17,230.6</b>	<b>13,627</b>	<b>990</b>	<b>3,958</b>
<b>Netherlands</b>															
* OTHER SITE(S) : 2				3	4,089	1	2,648	0	0	0	0	3.2	136	0	1
<b>Netherlands Total:</b>				<b>3</b>	<b>4,089</b>	<b>1</b>	<b>2,648</b>	<b>0</b>	<b>0</b>	<b>0</b>	<b>0</b>	<b>3.2</b>	<b>136</b>	<b>0</b>	<b>1</b>
<b>Netherlands Antilles</b>															
Davis-Monthan AFB (Curacao)		AF Active	Curacao	18	93,639	0	0	0	0	0	42	77.7	11	1	0

\* US Locations that do not meet criteria of at least ten (10) Acres AND at least \$10M PRV. US Territories and Non-US Locations that do not meet criteria of at least ten (10) Acres OR at least \$10M PRV.

**DEPARTMENT OF DEFENSE - Air Force**  
**Base Structure Report - As of 30 Sept 2011**

SITE	BRAC 2005	COMPONENT	NAME NEAREST CITY	BUILDINGS						ACRES OWNED	TOTAL ACRES	PRV (\$M)	MIL	CIV	OTHER
				OWNED		LEASED		OTHER							
				COUNT	SQFT	COUNT	SQFT	COUNT	SQFT						
<b>Netherlands Antilles Total:</b>				<b>18</b>	<b>93,639</b>	<b>0</b>	<b>0</b>	<b>0</b>	<b>0</b>	<b>0</b>	<b>42</b>	<b>77.7</b>	<b>11</b>	<b>1</b>	<b>0</b>
<b>Norway</b>															
Stavanger Admin Office		AF Active	Stavanger	1	4,550	0	0	2	21,836	0	0	10.1	0	0	0
* OTHER SITE(S) : 2				0	0	2	4,156	0	0	0	0	1.1	3	0	0
<b>Norway Total:</b>				<b>1</b>	<b>4,550</b>	<b>2</b>	<b>4,156</b>	<b>2</b>	<b>21,836</b>	<b>0</b>	<b>0</b>	<b>11.2</b>	<b>3</b>	<b>0</b>	<b>0</b>
<b>Oman</b>															
Masirah Island Mpt Site 1		AF Active	Masirah	0	0	0	0	0	0	0	3,000	0.0	0	0	0
SEEB MPT Site 1		AF Active	Seeb	1	21,744	0	0	21	243,344	0	3,000	129.6	0	0	0
Thumrait MAP		AF Active	Thumrait	0	0	0	0	0	0	0	3,000	0.0	1	0	0
<b>Oman Total:</b>				<b>1</b>	<b>21,744</b>	<b>0</b>	<b>0</b>	<b>21</b>	<b>243,344</b>	<b>0</b>	<b>9,000</b>	<b>129.6</b>	<b>1</b>	<b>0</b>	<b>0</b>
<b>Portugal</b>															
Aqualva Munitions Storage Annex		AF Active	Lajesfield	0	0	0	0	0	0	0	68	0.9	0	0	0
Caldeira Ammunition Storage Area		AF Active	Lajesfield	3	6,331	0	0	0	0	0	29	3.5	0	0	0
Cinco Picos Globecom Annex		AF Active	Lajesfield	2	2,567	0	0	0	0	0	159	3.7	0	0	0
Covadascinzas Petroleum Products Stg Annex		AF Active	Lajesfield	0	0	0	0	0	0	0	41	47.4	0	0	0
Lajes Field		AF Active	Lajesfield	364	2,600,552	0	0	0	0	0	973	1,173.5	627	79	581
Praia Da Victoria Dock Annex		AF Active	Lajesfield	16	19,814	0	0	0	0	0	4	34.6	0	0	0
Praia Da Victoria Fuel Storage Annex		AF Active	Lajesfield	12	4,197	0	0	0	0	0	53	177.9	0	0	0
Villa Nova Globecom Annex		AF Active	Lajesfield	1	1,748	0	0	0	0	0	99	1.8	0	0	0
* OTHER SITE(S) : 12				15	4,799	0	0	0	0	0	19	10.6	0	0	0
<b>Portugal Total:</b>				<b>413</b>	<b>2,640,008</b>	<b>0</b>	<b>0</b>	<b>0</b>	<b>0</b>	<b>0</b>	<b>1,445</b>	<b>1,453.9</b>	<b>627</b>	<b>79</b>	<b>581</b>
<b>Saint Helena</b>															
Ascension Auxiliary Airfield		AF Active	Ascension Island	113	346,320	0	0	0	0	0	3,463	745.2	3	0	0
<b>Saint Helena Total:</b>				<b>113</b>	<b>346,320</b>	<b>0</b>	<b>0</b>	<b>0</b>	<b>0</b>	<b>0</b>	<b>3,463</b>	<b>745.2</b>	<b>3</b>	<b>0</b>	<b>0</b>
<b>South Korea</b>															
Camp Red Cloud Communications Site		AF Active	Uijong Bu	0	0	0	0	8	70,522	0	4	20.3	0	0	0
Kimhae Storage Annex		AF Active	Kimhae	37	363,308	0	0	1	51,333	0	86	75.0	0	0	0
Kunsan AB		AF Active	Kunsan	362	2,839,560	0	0	29	609,415	0	2,549	1,544.2	2,414	44	309
Kwang-Ju AB		AF Active	Kwangju	100	629,141	0	0	1	20,000	0	313	275.1	0	0	0
Osan AFB		AF Active	Osan AFB	446	6,086,953	0	0	59	1,045,687	0	1,828	2,524.3	4,742	236	536
Osan Ni Ammunition Storage Annex		AF Active	Osan	21	74,502	0	0	0	0	0	603	29.9	0	0	0
Pil-Sung Air Range		AF Active	Pil-Sung	10	18,560	0	0	2	24,676	0	27	15.4	0	0	0
Suwon AB		AF Active	Suwon	40	133,977	0	0	64	589,154	0	267	350.8	0	0	0

\* US Locations that do not meet criteria of at least ten (10) Acres AND at least \$10M PRV. US Territories and Non-US Locations that do not meet criteria of at least ten (10) Acres OR at least \$10M PRV.

## DEPARTMENT OF DEFENSE - Air Force

### Base Structure Report - As of 30 Sept 2011

SITE	BRAC 2005	COMPONENT	NAME NEAREST CITY	BUILDINGS						ACRES OWNED	TOTAL ACRES	PRV (\$M)	MIL	CIV	OTHER
				OWNED		LEASED		OTHER							
				COUNT	SQFT	COUNT	SQFT	COUNT	SQFT						
Taegu AB		AF Active	Taegu	147	771,349	0	0	0	0	0	763	326.4	5	0	0
Wonju AS		AF Active	Wonju	13	7,715	0	0	0	0	0	93	27.1	7	0	0
* OTHER SITE(S) : 6				2	20,778	0	0	10	43,342	0	13	11.4	0	0	0
<b>South Korea Total:</b>				<b>1,178</b>	<b>10,945,843</b>	<b>0</b>	<b>0</b>	<b>174</b>	<b>2,454,129</b>	<b>0</b>	<b>6,546</b>	<b>5,199.9</b>	<b>7,168</b>	<b>280</b>	<b>845</b>
<b>Spain</b>															
Moron AB		AF Active	Moran Ab	163	853,110	0	0	0	0	0	2,811	684.2	100	12	11
* OTHER SITE(S) : 1				0	0	1	1,296	0	0	0	0	0.2	0	0	0
<b>Spain Total:</b>				<b>163</b>	<b>853,110</b>	<b>1</b>	<b>1,296</b>	<b>0</b>	<b>0</b>	<b>0</b>	<b>2,811</b>	<b>684.4</b>	<b>100</b>	<b>12</b>	<b>11</b>
<b>Turkey</b>															
Ankara Administration Office		AF Active	Ankara	23	150,437	0	0	0	0	14	14	49.6	32	3	4
Batman AB		AF Active	Batman	0	0	0	0	13	28,176	0	0	21.8	0	0	0
Cigli AB		AF Active	Izmir	0	0	0	0	19	148,127	0	0	39.1	0	0	0
Incirlik AB		AF Active	Adana	722	4,271,989	0	0	1	7,600	0	3,337	1,905.4	1,287	130	145
Izmir AS		AF Active	Izmir	0	0	8	70,076	1	18,735	0	0	33.3	40	3	24
Mus AB		AF Active	Batman	0	0	0	0	12	25,239	0	0	16.7	0	0	0
Yumurtaalik Petroleum Prod Storage Annex		AF Active	Yumurzalik	6	7,743	0	0	0	0	36	142	114.8	0	0	0
* OTHER SITE(S) : 10				3	15,320	8	63,581	7	112,980	1	1	37.0	0	0	0
<b>Turkey Total:</b>				<b>754</b>	<b>4,445,489</b>	<b>16</b>	<b>133,657</b>	<b>53</b>	<b>340,857</b>	<b>51</b>	<b>3,494</b>	<b>2,217.7</b>	<b>1,359</b>	<b>136</b>	<b>173</b>
<b>United Kingdom</b>															
Beck Row FH		AF Active	Mildenhall	0	0	0	0	0	0	0	10	0.0	0	0	0
Blenheim Crescent		AF Active	Ruislip	4	23,222	0	0	1	24,636	0	0	17.5	0	0	0
Eriswell FH Annex		AF Active	Lakenheath	0	0	144	723,183	0	0	0	62	145.1	0	0	0
Lynn Wood FH		AF Active	Thetford	0	0	0	0	0	0	0	22	0.0	0	0	0
RAF Alconbury		AF Active	Cambridge	174	1,004,594	0	0	11	160,325	0	218	405.5	273	65	16
RAF Barford St John Transmitter Annex		AF Active	Banbury	1	22,006	0	0	0	0	0	476	22.7	0	0	0
RAF Bicester		AF Active	Bicester	255	224,320	0	0	80	97,754	0	35	68.7	0	0	0
RAF Brampton FH Annex		AF Active	Cambridge	0	0	0	0	44	57,599	0	5	10.6	0	0	0
RAF Croughton		AF Active	Croughton	111	631,770	0	0	19	161,998	0	694	353.2	310	43	6
RAF Ely Family Housing Annex		AF Active	Ely	0	0	0	0	63	147,294	0	5	52.7	0	0	0
RAF Fairford		AF Active	Fairford	95	431,457	0	0	100	666,783	0	1,170	695.2	54	11	8
RAF Feltwell		AF Active	Feltwell	51	343,843	0	0	175	928,786	0	332	377.1	48	2	1
RAF Lakenheath		AF Active	Lakenheath	827	4,034,109	0	0	155	941,358	0	2,007	2,648.9	4,230	257	26
RAF Menwith Hill		AF Active	Harrogate	0	0	0	0	177	1,212,196	0	545	487.8	173	56	18
RAF Menwith Hill 2 - Harrogate		AF Active	Harrogate	0	0	0	0	44	53,651	0	0	10.1	0	0	0
RAF Mildenhall		AF Active	Mildenhall	326	1,775,982	0	0	146	1,277,751	0	1,163	1,474.5	2,928	209	27

\* US Locations that do not meet criteria of at least ten (10) Acres AND at least \$10M PRV. US Territories and Non-US Locations that do not meet criteria of at least ten (10) Acres OR at least \$10M PRV.

## DEPARTMENT OF DEFENSE - Air Force

### Base Structure Report - As of 30 Sept 2011

SITE	BRAC 2005	COMPONENT	NAME NEAREST CITY	BUILDINGS						ACRES OWNED	TOTAL ACRES	PRV (\$M)	MIL	CIV	OTHER
				OWNED		LEASED		OTHER							
				COUNT	SQFT	COUNT	SQFT	COUNT	SQFT						
RAF Mildenhall Ammo Storage Annex		AF Active	Mildenhall	19	19,701	0	0	0	0	0	37	10.8	0	0	0
RAF Molesworth		AF Active	Cambridge	60	179,014	0	0	30	293,387	0	659	210.7	201	2	0
RAF Molesworth Storage Annex 12		AF Active	Cambridge	2	30,988	0	0	0	0	0	37	11.2	0	0	0
RAF Shepherds Grove FH Annex		AF Active	Bury St Edmunds	0	0	0	0	35	72,056	0	18	21.4	0	0	0
RAF Upwood		AF Active	Cambridge	2	835	0	0	2	53,479	0	5	32.2	44	1	0
RAF Welford Ammo Storage Area		AF Active	Welford	79	237,549	0	0	209	527,682	0	806	361.4	0	0	0
* OTHER SITE(S) : 11				8	20,480	1	799	9	29,705	0	11	28.5	2	0	0
<b>United Kingdom Total:</b>				<b>2,014</b>	<b>8,979,870</b>	<b>145</b>	<b>723,982</b>	<b>1,300</b>	<b>6,706,440</b>	<b>0</b>	<b>8,317</b>	<b>7,445.7</b>	<b>8,263</b>	<b>646</b>	<b>102</b>
<b>Overseas Total:</b>				<b>10,080</b>	<b>57,641,067</b>	<b>503</b>	<b>2,044,263</b>	<b>4,898</b>	<b>53,659,644</b>	<b>12,136</b>	<b>298,921</b>	<b>48,946.7</b>	<b>47,219</b>	<b>3,793</b>	<b>8,083</b>
<b>Worldwide Totals By Reporting Component:</b>				<b>57,800</b>	<b>559,613,622</b>	<b>1,804</b>	<b>16,804,543</b>	<b>5,369</b>	<b>57,949,303</b>	<b>7,003,416</b>	<b>10,026,093</b>	<b>254,759.5</b>	<b>415,317</b>	<b>152,117</b>	<b>16,480</b>

\* US Locations that do not meet criteria of at least ten (10) Acres AND at least \$10M PRV. US Territories and Non-US Locations that do not meet criteria of at least ten (10) Acres OR at least \$10M PRV.



## DEPARTMENT OF DEFENSE - Marine Corps

### Base Structure Report - As of 30 Sept 2011

SITE	BRAC 2005	COMPONENT	NAME NEAREST CITY	BUILDINGS						ACRES OWNED	TOTAL ACRES	PRV (\$M)	MIL	CIV	OTHER
				OWNED		LEASED		OTHER							
				COUNT	SQFT	COUNT	SQFT	COUNT	SQFT						
<b>Alabama</b>															
* OTHER SITE(S) : 2				9	54,333	1	200	0	0	11	13	10.9	0	0	0
<b>Alabama Total:</b>				<b>9</b>	<b>54,333</b>	<b>1</b>	<b>200</b>	<b>0</b>	<b>0</b>	<b>11</b>	<b>13</b>	<b>10.9</b>	<b>0</b>	<b>0</b>	<b>0</b>
<b>Arizona</b>															
Barry Goldwater Range		MC Active	Yuma	53	186,899	0	0	0	0	691,759	691,759	181.5	0	0	0
MCAS Yuma		MC Active	Yuma	316	2,598,100	0	0	409	1,272,480	7,151	7,678	1,766.3	10,286	10,503	0
MCAS Yuma Hsg-Off Base FY81		MC Active	Yuma	0	0	0	0	54	182,716	23	23	80.1	0	0	0
* OTHER SITE(S) : 2				20	27,235	0	0	0	0	0	0	12.6	0	0	0
<b>Arizona Total:</b>				<b>389</b>	<b>2,812,234</b>	<b>0</b>	<b>0</b>	<b>463</b>	<b>1,455,196</b>	<b>698,932</b>	<b>699,460</b>	<b>2,040.5</b>	<b>10,286</b>	<b>10,503</b>	<b>0</b>
<b>California</b>															
Choc Mt Air Gnry Rng		MC Active	Niland	4	43,066	0	0	0	0	231,677	459,506	17.3	0	0	0
MCAS El Toro LIFOC		MC Active	Irvine	8	78,160	0	0	0	0	423	423	19.4	0	0	0
MCAS Miramar		MC Active	San Diego	479	5,919,547	1	720	302	1,219,494	21,227	22,941	2,830.8	18,417	9,300	0
MCAS Tustin Carve-Out 2, 5B, 9		MC Active	Tustin	41	470,215	0	0	0	0	34	34	150.6	0	0	0
MCB Camp Pendleton		MC Active	Camp Pendleton	1,865	19,826,720	40	72,624	3,202	13,225,219	124,864	127,159	9,692.5	46,835	45,852	0
MCLB Barstow		MC Active	Barstow	166	2,455,496	0	0	0	0	1,286	3,725	668.5	1,070	4,710	0
MCLB Barstow Yermo Area		MC Active	Barstow	94	1,935,947	0	0	0	0	1,366	1,681	652.4	0	0	0
MCRD San Diego		MC Active	San Diego	136	2,509,993	0	0	11	23,961	428	428	775.7	60,735	8,514	0
MCRD San Diego Former NTC		MC Active	San Diego	4	117,092	0	0	0	0	72	72	44.7	0	0	0
MWTC Bridgeport		MC Active	Coleville	47	315,980	0	0	0	0	744	47,204	125.1	0	0	0
Twentynine Palms Main Base		MC Active	Twentynine Palms	875	6,786,817	0	0	709	3,036,747	162,098	605,264	3,770.7	30,997	20,591	0
Vista Del Sol East		MC Active	Twentynine Palms	0	0	0	0	85	294,300	0	29	49.1	0	0	0
Vista Del Sol West		MC Active	Twentynine Palms	0	0	0	0	156	512,675	0	65	85.2	0	0	0
* OTHER SITE(S) : 15				26	165,119	0	0	49	211,087	399	1,392	84.0	2,431	1,232	0
<b>California Total:</b>				<b>3,745</b>	<b>40,624,152</b>	<b>41</b>	<b>73,344</b>	<b>4,514</b>	<b>18,523,483</b>	<b>544,617</b>	<b>1,269,923</b>	<b>18,965.9</b>	<b>160,485</b>	<b>90,199</b>	<b>0</b>
<b>District of Columbia</b>															
* OTHER SITE(S) : 3				13	302,319	0	0	0	0	12	12	117.5	1,228	265	0
<b>District of Columbia Total:</b>				<b>13</b>	<b>302,319</b>	<b>0</b>	<b>0</b>	<b>0</b>	<b>0</b>	<b>12</b>	<b>12</b>	<b>117.5</b>	<b>1,228</b>	<b>265</b>	<b>0</b>
<b>Florida</b>															
MCSF Blount Island		MC Active	Jacksonville	51	732,916	0	0	0	0	902	1,056	253.0	714	834	0
* OTHER SITE(S) : 3				12	71,425	0	0	0	0	444	464	17.7	0	0	0
<b>Florida Total:</b>				<b>63</b>	<b>804,341</b>	<b>0</b>	<b>0</b>	<b>0</b>	<b>0</b>	<b>1,346</b>	<b>1,520</b>	<b>270.8</b>	<b>714</b>	<b>834</b>	<b>0</b>

\* US Locations that do not meet criteria of at least ten (10) Acres AND at least \$10M PRV. US Territories and Non-US Locations that do not meet criteria of at least ten (10) Acres OR at least \$10M PRV.

## DEPARTMENT OF DEFENSE - Marine Corps

### Base Structure Report - As of 30 Sept 2011

SITE	BRAC 2005	COMPONENT	NAME NEAREST CITY	BUILDINGS						ACRES OWNED	TOTAL ACRES	PRV (\$M)	MIL	CIV	OTHER
				OWNED		LEASED		OTHER							
				COUNT	SQFT	COUNT	SQFT	COUNT	SQFT						
<b>Georgia</b>															
MCLB Albany		MC Active	Albany	239	6,698,085	0	0	90	238,680	3,619	3,623	1,202.9	23,519	122,661	0
MCLB Albany Housing Area 1		MC Active	Albany	100	188,876	0	0	0	0	68	68	23.6	0	0	0
* OTHER SITE(S) : 3				22	61,770	1	1,219	0	0	5,211	16,899	15.6	0	0	0
<b>Georgia Total:</b>				<b>361</b>	<b>6,948,731</b>	<b>1</b>	<b>1,219</b>	<b>90</b>	<b>238,680</b>	<b>8,898</b>	<b>20,590</b>	<b>1,242.1</b>	<b>23,519</b>	<b>122,661</b>	<b>0</b>
<b>Hawaii</b>															
MC Trng Area Bellows		MC Active	Waimanalo	10	16,189	0	0	0	0	1,030	1,030	46.0	0	0	0
MCB Camp Smith		MC Active	Aiea	52	874,640	0	0	9	19,010	219	221	538.2	17,751	4,319	0
MCB Hawaii Kaneohe		MC Active	Kaneohe	559	4,750,497	0	0	1,099	3,922,654	2,951	2,955	4,711.8	7,043	7,442	0
MCB Hawaii Manana Capehart		MC Active	Pearl City	7	13,636	0	0	153	429,514	52	52	150.8	0	0	0
MCB Hawaii Pearl City Annex		MC Active	Pearl City	7	255,008	0	0	0	0	27	27	69.3	0	0	0
MCB Hawaii Puuloa-Oahu		MC Active	Ewa Beach	22	58,452	0	0	0	0	140	140	56.8	0	0	0
* OTHER SITE(S) : 3				0	0	0	0	0	0	243	245	0.5	0	0	0
<b>Hawaii Total:</b>				<b>657</b>	<b>5,968,422</b>	<b>0</b>	<b>0</b>	<b>1,261</b>	<b>4,371,178</b>	<b>4,661</b>	<b>4,670</b>	<b>5,573.6</b>	<b>24,794</b>	<b>11,761</b>	<b>0</b>
<b>Illinois</b>															
* OTHER SITE(S) : 2				6	79,253	0	0	0	0	5	8	23.1	0	0	0
<b>Illinois Total:</b>				<b>6</b>	<b>79,253</b>	<b>0</b>	<b>0</b>	<b>0</b>	<b>0</b>	<b>5</b>	<b>8</b>	<b>23.1</b>	<b>0</b>	<b>0</b>	<b>0</b>
<b>Indiana</b>															
* OTHER SITE(S) : 1				1	15,220	0	0	0	0	0	4	3.0	0	0	0
<b>Indiana Total:</b>				<b>1</b>	<b>15,220</b>	<b>0</b>	<b>0</b>	<b>0</b>	<b>0</b>	<b>0</b>	<b>4</b>	<b>3.0</b>	<b>0</b>	<b>0</b>	<b>0</b>
<b>Louisiana</b>															
* OTHER SITE(S) : 4				5	443,726	0	0	0	0	10	18	102.1	17,214	5,013	0
<b>Louisiana Total:</b>				<b>5</b>	<b>443,726</b>	<b>0</b>	<b>0</b>	<b>0</b>	<b>0</b>	<b>10</b>	<b>18</b>	<b>102.1</b>	<b>17,214</b>	<b>5,013</b>	<b>0</b>
<b>Maryland</b>															
* OTHER SITE(S) : 2				5	45,698	1	18,861	0	0	9	9	16.2	0	0	0
<b>Maryland Total:</b>				<b>5</b>	<b>45,698</b>	<b>1</b>	<b>18,861</b>	<b>0</b>	<b>0</b>	<b>9</b>	<b>9</b>	<b>16.2</b>	<b>0</b>	<b>0</b>	<b>0</b>
<b>Massachusetts</b>															
4th MAW Chicopee Housing		MC Reserve	Chicopee	0	0	0	0	59	275,022	84	84	47.1	0	0	0
<b>Massachusetts Total:</b>				<b>0</b>	<b>0</b>	<b>0</b>	<b>0</b>	<b>59</b>	<b>275,022</b>	<b>84</b>	<b>84</b>	<b>47.1</b>	<b>0</b>	<b>0</b>	<b>0</b>

\* US Locations that do not meet criteria of at least ten (10) Acres AND at least \$10M PRV. US Territories and Non-US Locations that do not meet criteria of at least ten (10) Acres OR at least \$10M PRV.

## DEPARTMENT OF DEFENSE - Marine Corps

### Base Structure Report - As of 30 Sept 2011

SITE	BRAC 2005	COMPONENT	NAME NEAREST CITY	BUILDINGS						ACRES OWNED	TOTAL ACRES	PRV (\$M)	MIL	CIV	OTHER
				OWNED		LEASED		OTHER							
				COUNT	SQFT	COUNT	SQFT	COUNT	SQFT						
<b>Missouri</b>															
MCSPTACT Kansas City E Bales		MC Reserve	Belton	8	89,062	0	0	0	0	24	24	19.7	0	0	0
MCSPTACT Kansas City E Kensington		MC Reserve	Belton	5	116,650	0	0	0	0	13	13	29.7	0	0	0
MCSPTACT Kansas City PPV Housing		MC Reserve	Belton	0	0	0	0	239	676,340	41	89	102.2	0	0	0
* OTHER SITE(S) : 6				9	92,778	0	0	2	433,264	23	23	171.4	0	0	0
<b>Missouri Total:</b>				<b>22</b>	<b>298,490</b>	<b>0</b>	<b>0</b>	<b>241</b>	<b>1,109,604</b>	<b>102</b>	<b>149</b>	<b>323.0</b>	<b>0</b>	<b>0</b>	<b>0</b>
<b>Nebraska</b>															
* OTHER SITE(S) : 1				2	39,707	0	0	0	0	7	7	8.9	0	0	0
<b>Nebraska Total:</b>				<b>2</b>	<b>39,707</b>	<b>0</b>	<b>0</b>	<b>0</b>	<b>0</b>	<b>7</b>	<b>7</b>	<b>8.9</b>	<b>0</b>	<b>0</b>	<b>0</b>
<b>Nevada</b>															
* OTHER SITE(S) : 1				0	0	0	0	0	0	0	480	0.8	0	0	0
<b>Nevada Total:</b>				<b>0</b>	<b>0</b>	<b>0</b>	<b>0</b>	<b>0</b>	<b>0</b>	<b>0</b>	<b>480</b>	<b>0.8</b>	<b>0</b>	<b>0</b>	<b>0</b>
<b>New York</b>															
4th MARDIV Brooklyn NY		MC Reserve	New York City	4	127,989	0	0	0	0	72	72	52.2	0	0	0
MCRC Syracuse		MC Reserve	Syracuse	9	36,622	0	0	0	0	264	264	39.6	0	0	0
* OTHER SITE(S) : 2				7	165,946	0	0	219	349,647	7	7	133.4	54,210	3,055	0
<b>New York Total:</b>				<b>20</b>	<b>330,557</b>	<b>0</b>	<b>0</b>	<b>219</b>	<b>349,647</b>	<b>343</b>	<b>343</b>	<b>225.2</b>	<b>54,210</b>	<b>3,055</b>	<b>0</b>
<b>North Carolina</b>															
ALF Bogue		MC Active	Bogue	19	44,011	0	0	0	0	850	850	30.2	0	0	0
Greater Sandy Run Area (GSRA) Site		MC Active	Camp Lejeune	26	47,155	0	0	0	0	40,126	41,002	184.1	0	0	0
MCAS Cherry Point		MC Active	Cherry Point	488	7,878,659	4	28,678	1,098	2,657,403	13,087	13,145	3,346.5	20,587	19,320	0
MCB Camp Lejeune		MC Active	Camp Lejeune	1,239	14,893,971	60	97,748	1,595	2,720,298	82,984	87,907	5,492.9	111,608	61,242	0
MCB Camp Lejeune Oak Grove		MC Active	Pollocksville	3	5,275	0	0	0	0	976	976	26.0	0	0	0
MCB Camp Lejeune West Site		MC Active	Camp Lejeune	653	5,309,002	17	39,150	346	470,934	2,773	3,728	1,956.6	5,856	3,056	0
OLF Atlantic		MC Active	Bogue	8	18,681	0	0	0	0	5,079	5,084	56.0	0	0	0
Point Of Marsh Target		MC Active	Atlantic	7	20,058	0	0	1	216	12,835	12,835	13.4	0	0	0
* OTHER SITE(S) : 13				224	1,667,840	1	81	1,083	4,739,727	555	559	1,177.7	5	1	0
<b>North Carolina Total:</b>				<b>2,667</b>	<b>29,884,652</b>	<b>82</b>	<b>165,657</b>	<b>4,123</b>	<b>10,588,578</b>	<b>159,265</b>	<b>166,085</b>	<b>12,283.4</b>	<b>138,056</b>	<b>83,619</b>	<b>0</b>
<b>Ohio</b>															
MCRC Brook Park		MC Reserve	Brook Park	5	63,486	0	0	0	0	11	11	13.2	0	0	0

\* US Locations that do not meet criteria of at least ten (10) Acres AND at least \$10M PRV. US Territories and Non-US Locations that do not meet criteria of at least ten (10) Acres OR at least \$10M PRV.

## DEPARTMENT OF DEFENSE - Marine Corps

### Base Structure Report - As of 30 Sept 2011

SITE	BRAC 2005	COMPONENT	NAME NEAREST CITY	BUILDINGS						ACRES OWNED	TOTAL ACRES	PRV (\$M)	MIL	CIV	OTHER
				OWNED		LEASED		OTHER							
				COUNT	SQFT	COUNT	SQFT	COUNT	SQFT						
<b>Ohio Total:</b>				<b>5</b>	<b>63,486</b>	<b>0</b>	<b>0</b>	<b>0</b>	<b>0</b>	<b>11</b>	<b>11</b>	<b>13.2</b>	<b>0</b>	<b>0</b>	<b>0</b>
<b><u>Pennsylvania</u></b>															
* OTHER SITE(S) : 3				9	68,876	0	0	0	0	10	13	17.4	0	0	0
<b>Pennsylvania Total:</b>				<b>9</b>	<b>68,876</b>	<b>0</b>	<b>0</b>	<b>0</b>	<b>0</b>	<b>10</b>	<b>13</b>	<b>17.4</b>	<b>0</b>	<b>0</b>	<b>0</b>
<b><u>South Carolina</u></b>															
MCAS Beaufort		MC Active	Beaufort	282	2,470,379	0	0	290	540,679	5,691	6,267	1,202.4	0	0	0
MCAS Beaufort LB Housing		MC Active	Laurel Bay	21	220,739	0	0	1,106	1,502,517	1,077	1,077	325.0	0	0	0
MCRD Beaufort Parris Island		MC Active	Parris Island	318	4,117,408	0	0	200	531,933	8,047	8,080	1,358.6	68,941	13,429	0
* OTHER SITE(S) : 9				0	0	0	0	0	0	502	502	0.3	0	0	0
<b>South Carolina Total:</b>				<b>621</b>	<b>6,808,526</b>	<b>0</b>	<b>0</b>	<b>1,596</b>	<b>2,575,129</b>	<b>15,318</b>	<b>15,926</b>	<b>2,886.2</b>	<b>68,941</b>	<b>13,429</b>	<b>0</b>
<b><u>Tennessee</u></b>															
* OTHER SITE(S) : 1				3	28,163	0	0	0	0	6	6	5.6	0	0	0
<b>Tennessee Total:</b>				<b>3</b>	<b>28,163</b>	<b>0</b>	<b>0</b>	<b>0</b>	<b>0</b>	<b>6</b>	<b>6</b>	<b>5.6</b>	<b>0</b>	<b>0</b>	<b>0</b>
<b><u>Texas</u></b>															
* OTHER SITE(S) : 2				5	45,163	0	0	0	0	461	462	9.9	0	0	0
<b>Texas Total:</b>				<b>5</b>	<b>45,163</b>	<b>0</b>	<b>0</b>	<b>0</b>	<b>0</b>	<b>461</b>	<b>462</b>	<b>9.9</b>	<b>0</b>	<b>0</b>	<b>0</b>
<b><u>Virginia</u></b>															
MCB Quantico		MC Active	Quantico	574	7,728,039	0	0	413	2,375,223	55,155	60,320	3,328.0	117,498	168,840	0
* OTHER SITE(S) : 11				7	60,250	9	117,664	0	0	151	151	42.9	0	0	0
<b>Virginia Total:</b>				<b>581</b>	<b>7,788,289</b>	<b>9</b>	<b>117,664</b>	<b>413</b>	<b>2,375,223</b>	<b>55,306</b>	<b>60,471</b>	<b>3,370.9</b>	<b>117,498</b>	<b>168,840</b>	<b>0</b>
<b><u>Washington</u></b>															
* OTHER SITE(S) : 1				5	29,648	0	0	0	0	12	12	7.9	0	0	0
<b>Washington Total:</b>				<b>5</b>	<b>29,648</b>	<b>0</b>	<b>0</b>	<b>0</b>	<b>0</b>	<b>12</b>	<b>12</b>	<b>7.9</b>	<b>0</b>	<b>0</b>	<b>0</b>
<b><u>Wisconsin</u></b>															
* OTHER SITE(S) : 1				0	0	0	0	0	0	0	155	0.0	0	0	0
<b>Wisconsin Total:</b>				<b>0</b>	<b>0</b>	<b>0</b>	<b>0</b>	<b>0</b>	<b>0</b>	<b>0</b>	<b>155</b>	<b>0.0</b>	<b>0</b>	<b>0</b>	<b>0</b>
<b>US/US Territories Total:</b>				<b>9,194</b>	<b>103,483,986</b>	<b>135</b>	<b>376,945</b>	<b>12,979</b>	<b>41,861,740</b>	<b>1,489,425</b>	<b>2,240,430</b>	<b>47,565.0</b>	<b>616,945</b>	<b>510,179</b>	<b>0</b>

\* US Locations that do not meet criteria of at least ten (10) Acres AND at least \$10M PRV. US Territories and Non-US Locations that do not meet criteria of at least ten (10) Acres OR at least \$10M PRV.

## DEPARTMENT OF DEFENSE - Marine Corps

### Base Structure Report - As of 30 Sept 2011

SITE	BRAC 2005	COMPONENT	NAME NEAREST CITY	BUILDINGS						ACRES OWNED	TOTAL ACRES	PRV (\$M)	MIL	CIV	OTHER
				OWNED		LEASED		OTHER							
				COUNT	SQFT	COUNT	SQFT	COUNT	SQFT						
<b>Japan</b>															
Camp Courtney-6029		MC Active	Tengan	88	308,790	0	0	130	1,780,985	0	331	647.0	9,865	54	0
Camp Foster-6044		MC Active	Zukeran	1,183	3,128,201	0	0	340	5,103,587	0	1,472	2,532.6	48,145	127,102	0
Camp Fuji Japan-3127		MC Active	Camp Fuji	43	72,389	0	0	47	542,647	0	33,382	231.3	620	1,070	0
Camp Gonsalves		MC Active	Henoko Okinawa	23	17,944	0	0	2	27,516	0	19,356	21.8	0	0	0
Camp Hansen-6011		MC Active	Onna Okinawa	139	634,960	0	0	163	2,935,976	0	12,647	1,451.7	0	0	0
Camp Kinser-6056		MC Active	Makiminato Okinawa	160	3,350,786	0	0	119	3,350,368	0	676	1,777.5	0	0	0
Camp Lester - 6043		MC Active	Chatan Okinawa	164	645,831	0	0	75	526,884	0	167	505.7	0	0	0
Camp McTureous - 6031		MC Active	Tengan	7	89,207	0	0	91	734,698	0	94	257.7	0	0	0
Camp Schwab-6009		MC Active	Henoko Okinawa	136	451,139	0	0	53	1,462,952	0	5,397	795.6	0	0	0
le Jima Aux Airfield		MC Active	Henoko Okinawa	13	26,201	0	0	5	9,729	0	1,981	25.1	0	0	0
Kin Blue Beach - 6020		MC Active	Onna Okinawa	0	0	0	0	0	0	0	94	1.7	0	0	0
MCAS Futenma		MC Active	Futemma Okinawa	225	1,087,823	0	0	53	867,818	0	1,187	958.7	1,658	408	0
MCAS Iwakuni		MC Active	Iwakuni	233	676,815	0	0	304	4,594,906	0	7,111	2,283.4	3,879	9,960	0
MCB Camp S D Butler ASP 2-6022		MC Active	Koza	0	0	0	0	3	21,055	0	491	93.6	0	0	0
Ulibaru		MC Active	White Beach Nav Inst	0	0	0	0	0	0	0	63	0.0	0	0	0
* OTHER SITE(S) : 4				0	0	0	0	0	0	0	16	0.0	0	0	0
<b>Japan Total:</b>				<b>2,414</b>	<b>10,490,086</b>	<b>0</b>	<b>0</b>	<b>1,385</b>	<b>21,959,121</b>	<b>0</b>	<b>84,464</b>	<b>11,583.2</b>	<b>64,167</b>	<b>138,594</b>	<b>0</b>
<b>South Korea</b>															
Camp Mu Juk		MC Active	Pohang	21	66,290	0	0	31	149,256	0	88	55.9	0	0	0
<b>South Korea Total:</b>				<b>21</b>	<b>66,290</b>	<b>0</b>	<b>0</b>	<b>31</b>	<b>149,256</b>	<b>0</b>	<b>88</b>	<b>55.9</b>	<b>0</b>	<b>0</b>	<b>0</b>
<b>Overseas Total:</b>				<b>2,435</b>	<b>10,556,376</b>	<b>0</b>	<b>0</b>	<b>1,416</b>	<b>22,108,377</b>	<b>0</b>	<b>84,553</b>	<b>11,639.1</b>	<b>64,167</b>	<b>138,594</b>	<b>0</b>
<b>Worldwide Totals By Reporting Component:</b>				<b>11,629</b>	<b>114,040,362</b>	<b>135</b>	<b>376,945</b>	<b>14,395</b>	<b>63,970,117</b>	<b>1,489,425</b>	<b>2,324,982</b>	<b>59,204.1</b>	<b>681,112</b>	<b>648,773</b>	<b>0</b>

\* US Locations that do not meet criteria of at least ten (10) Acres AND at least \$10M PRV. US Territories and Non-US Locations that do not meet criteria of at least ten (10) Acres OR at least \$10M PRV.

**DEPARTMENT OF DEFENSE - WHS**  
**Base Structure Report - As of 30 Sept 2011**

SITE	BRAC 2005	COMPONENT	NAME NEAREST CITY	BUILDINGS				ACRES OWNED	TOTAL ACRES	PRV (\$M)	MIL	CIV	OTHER		
				OWNED		LEASED								OTHER	
				COUNT	SQFT	COUNT	SQFT							COUNT	SQFT
<b><u>Delaware</u></b>															
* OTHER SITE(S) : 3				0	0	3	7,400	0	0	0	0	2.1	0	0	0
			<b>Delaware Total:</b>	<b>0</b>	<b>0</b>	<b>3</b>	<b>7,400</b>	<b>0</b>	<b>0</b>	<b>0</b>	<b>0</b>	<b>2.1</b>	<b>0</b>	<b>0</b>	<b>0</b>
<b><u>District of Columbia</u></b>															
* OTHER SITE(S) : 9				0	0	9	200,010	0	0	0	0	52.5	0	0	0
			<b>District of Columbia Total:</b>	<b>0</b>	<b>0</b>	<b>9</b>	<b>200,010</b>	<b>0</b>	<b>0</b>	<b>0</b>	<b>0</b>	<b>52.5</b>	<b>0</b>	<b>0</b>	<b>0</b>
<b><u>Illinois</u></b>															
* OTHER SITE(S) : 1				0	0	1	5,000	0	0	0	0	1.6	0	0	0
			<b>Illinois Total:</b>	<b>0</b>	<b>0</b>	<b>1</b>	<b>5,000</b>	<b>0</b>	<b>0</b>	<b>0</b>	<b>0</b>	<b>1.6</b>	<b>0</b>	<b>0</b>	<b>0</b>
<b><u>Maryland</u></b>															
* OTHER SITE(S) : 21				3	6,573	20	1,027,472	0	0	4	4	169.3	0	0	0
			<b>Maryland Total:</b>	<b>3</b>	<b>6,573</b>	<b>20</b>	<b>1,027,472</b>	<b>0</b>	<b>0</b>	<b>4</b>	<b>4</b>	<b>169.3</b>	<b>0</b>	<b>0</b>	<b>0</b>
<b><u>Pennsylvania</u></b>															
* OTHER SITE(S) : 1				66	615,368	0	0	0	0	716	716	194.1	0	0	0
			<b>Pennsylvania Total:</b>	<b>66</b>	<b>615,368</b>	<b>0</b>	<b>0</b>	<b>0</b>	<b>0</b>	<b>716</b>	<b>716</b>	<b>194.1</b>	<b>0</b>	<b>0</b>	<b>0</b>
<b><u>Virginia</u></b>															
Navy Annex (FOB 2) Parking		WHS	Naval Annex	2	714,921	0	0	0	0	20	20	196.4	0	0	0
Pentagon Reservation		WHS	Pentagon, Arlington	34	6,885,226	0	0	0	0	220	220	4,790.9	3,269	2,152	0
* OTHER SITE(S) : 99				3	2,122	95	7,460,854	0	0	28	28	1,987.3	0	0	0
			<b>Virginia Total:</b>	<b>39</b>	<b>7,602,269</b>	<b>95</b>	<b>7,460,854</b>	<b>0</b>	<b>0</b>	<b>268</b>	<b>268</b>	<b>6,974.6</b>	<b>3,269</b>	<b>2,152</b>	<b>0</b>
			<b>US/US Territories Total:</b>	<b>108</b>	<b>8,224,210</b>	<b>128</b>	<b>8,700,736</b>	<b>0</b>	<b>0</b>	<b>988</b>	<b>988</b>	<b>7,394.2</b>	<b>3,269</b>	<b>2,152</b>	<b>0</b>
			<b>Worldwide Totals By Reporting Component:</b>	<b>108</b>	<b>8,224,210</b>	<b>128</b>	<b>8,700,736</b>	<b>0</b>	<b>0</b>	<b>988</b>	<b>988</b>	<b>7,394.2</b>	<b>3,269</b>	<b>2,152</b>	<b>0</b>

\* US Locations that do not meet criteria of at least ten (10) Acres AND at least \$10M PRV. US Territories and Non-US Locations that do not meet criteria of at least ten (10) Acres OR at least \$10M PRV.

**DEPARTMENT OF DEFENSE**

**Base Structure Report – As of 30 Sept 2011**

**VII. State/Territories Army National Guard Inventory**

**State/Territories Army National Guard  
Base Structure Report - As of 30 Sept 2011**

SITE	BRAC 2005	COMPONENT	NAME NEAREST CITY	BUILDINGS				STATE OWNED ACRES	TOTAL ACRES	PRV (\$M)	MIL	CIV	OTHER
				STATE OWNED		TOTAL							
				COUNT	SQFT	COUNT	SQFT						
<b>Alabama</b>													
AASF 02 Birmingham		Army Guard	Birmingham	2	90,788	2	90,788	85	85	30.8	0	0	0
AASF 3 Bates Field Mobile		Army Guard	Mobile	4	54,736	4	54,736	0	42	19.1	46	0	0
Fort Sequoyah Fort Payne		Army Guard	Fort Payne	5	34,838	5	34,838	20	20	7.1	147	10	0
Fort Whiting Mobile		Army Guard	Mobile	3	125,862	3	125,862	32	32	28.7	471	2	0
MD Birmingham		Army Guard	Birmingham	2	120,793	2	120,793	26	26	23.0	241	44	0
MD Quarles Flowers Decatur		Army Guard	Decatur	1	28,654	1	28,654	12	12	6.1	378	0	0
NG Buntin Parsons Dothan		Army Guard	Dothan	3	29,950	3	29,950	10	10	5.6	164	13	0
NG Charles A Rollo Auburn		Army Guard	Auburn	2	30,465	2	30,465	20	20	6.0	145	0	0
NG Charles P Bailey Athens		Army Guard	Athens	6	35,627	6	35,627	6	6	6.5	85	0	0
NG Clarence F Rhea Gadsden		Army Guard	Gadsden	5	39,761	5	39,761	12	12	7.9	254	11	0
NG Cromwell Pickens Florence		Army Guard	Florence	5	33,615	5	33,615	11	11	7.4	222	12	0
NG Cullman CSMS 2		Army Guard	Cullman	10	116,235	10	116,235	18	18	23.6	135	46	0
NG Don Bryant Brewton		Army Guard	Brewton	2	25,540	2	25,540	21	21	5.1	57	0	0
NG Ervin A Byrd Citronelle		Army Guard	Citronelle	2	23,691	2	23,691	11	11	5.0	0	0	0
NG Frank F Horton Andalusia		Army Guard	Andalusia	3	25,714	3	25,714	5	5	5.8	109	14	0
NG Henry B Graham Birmingham		Army Guard	Birmingham	5	153,139	5	153,139	16	16	29.9	266	0	0
NG Huntsville		Army Guard	Huntsville	2	25,608	2	25,608	12	12	5.0	165	0	0
NG I Judson Snead Centreville		Army Guard	Centreville	4	42,107	4	42,107	10	10	5.7	164	0	0
NG Ivan F Smith Clanton		Army Guard	Clanton	3	25,502	3	25,502	6	6	5.4	87	0	0
NG Jackson M Balch Huntsville		Army Guard	Huntsville	5	47,657	5	47,657	8	8	9.2	351	0	0
NG Jasper Readiness Center		Army Guard	Jasper	6	25,435	6	25,435	15	15	5.3	55	1	0
NG JFHQ - SMD		Army Guard	Montgomery	21	509,597	21	509,597	65	65	88.3	681	322	0
NG John H Forney Jacksonville		Army Guard	Jacksonville	1	34,963	1	34,963	10	10	6.5	221	0	0
NG Julis W Hicks Enterprise		Army Guard	Enterprise	8	38,585	8	38,585	14	14	7.2	169	1	0
NG Linden		Army Guard	Linden	5	27,897	5	27,897	14	14	5.8	58	8	0
NG Luke E Reed Grove Hill		Army Guard	Grove Hill	2	29,354	2	29,354	10	10	5.4	56	0	0
NG MD Haleyville		Army Guard	Haleyville	2	86,477	2	86,477	41	41	6.3	0	0	0
NG Northport		Army Guard	Northport	3	38,580	3	38,580	11	11	8.4	202	15	0
NG Oneonta		Army Guard	Oneonta	3	33,913	3	33,913	10	10	7.2	62	1	0
NG Opelika		Army Guard	Opelika	5	32,457	5	32,457	10	10	6.5	112	10	0
NG R Dewey Piper Tallassee		Army Guard	Tallassee	4	35,573	4	35,573	10	10	6.9	196	20	0
NG R W Shepherd Hope Hull		Army Guard	Hope Hull	8	119,092	8	119,092	62	62	36.3	314	42	0
NG Ralph W Adams Troy		Army Guard	Troy	1	35,440	1	35,440	8	8	7.1	238	1	0
NG Selma Readiness Center/FMS 18		Army Guard	Selma	6	53,900	6	53,900	9	9	11.0	0	12	0

\* All Locations that do not meet criteria of at least five (5) Acres AND at least \$5M PRV.



## State/Territories Army National Guard Base Structure Report - As of 30 Sept 2011

SITE	BRAC 2005	COMPONENT	NAME NEAREST CITY	BUILDINGS				STATE OWNED ACRES	TOTAL ACRES	PRV (\$M)	MIL	CIV	OTHER
				STATE OWNED		TOTAL							
				COUNT	SQFT	COUNT	SQFT						
NG Springville		Army Guard	Springville	3	27,417	3	27,417	6	6	5.5	0	0	0
NG Taylor Hardin Montgomery		Army Guard	Montgomery	2	42,585	2	42,585	11	11	7.6	127	1	0
NG Tom Bevell Fayette		Army Guard	Fayette	1	30,845	1	30,845	20	20	6.6	148	0	0
NG Vincent		Army Guard	Vincent	4	30,244	4	30,244	7	7	6.1	57	0	0
NG Wilburn B Fowler Arab		Army Guard	Arab	5	27,046	5	27,046	10	10	5.6	77	0	0
NG William A Hornsby Daleville		Army Guard	Daleville	2	22,112	2	22,112	12	12	5.4	0	0	0
<b>* OTHER SITE(S) : 63</b>				108	941,665	112	949,992	465	466	202.6	4,591	128	0
<b>Alabama Total:</b>				<b>274</b>	<b>3,333,459</b>	<b>278</b>	<b>3,341,786</b>	<b>1,161</b>	<b>1,205</b>	<b>690.5</b>	<b>10,851</b>	<b>714</b>	<b>0</b>
<b>Alaska</b>													
NG Alcantra Armory Complex		Army Guard	Palmer	6	27,391	6	27,391	360	360	12.1	68	0	0
NG Bethel AAOF		Army Guard	Bethel	1	23,396	1	23,396	11	11	76.9	0	0	0
NG Bethel Arm OMS		Army Guard	Bethel	5	21,057	5	21,057	21,252	21,252	18.4	21	8	0
NG Fairbanks Arm OMS		Army Guard	Fairbanks	2	33,209	2	33,209	5	5	13.9	141	6	0
NG Juneau Armory and FMS		Army Guard	Juneau	3	63,118	3	63,118	10	10	45.8	194	7	0
NG Kenai Armory		Army Guard	Kenai	1	13,210	1	13,210	5	5	6.1	38	0	0
NG Kodiak Armory		Army Guard	Kodiak	2	9,626	2	9,626	64	64	6.8	11	0	0
NG Old CSMS		Army Guard	Anchorage	1	20,986	1	20,986	35	35	8.4	0	0	0
NG Sitka Armory		Army Guard	Sitka	1	15,305	1	15,305	5	5	8.4	0	0	0
<b>* OTHER SITE(S) : 23</b>				28	141,284	35	154,833	24,191	24,195	152.2	8	3	0
<b>Alaska Total:</b>				<b>50</b>	<b>368,582</b>	<b>57</b>	<b>382,131</b>	<b>45,938</b>	<b>45,942</b>	<b>349.1</b>	<b>481</b>	<b>24</b>	<b>0</b>
<b>Arizona</b>													
NG Bellemont Armory		Army Guard	Bellemont	4	29,000	4	29,000	15	15	7.7	463	8	0
NG Mesa Armory		Army Guard	Mesa	10	41,742	10	41,742	5	5	8.8	343	0	0
NG Papago Park Military Reservation CSMS		Army Guard	Phoenix	3	96,439	3	96,439	32	32	25.5	0	0	0
NG Picacho Aviation TS		Army Guard	Picacho	2	6,158	2	6,158	320	320	12.9	0	0	0
NG Project Challenge		Army Guard	Queen Creek	7	40,973	7	40,973	5	5	9.9	0	0	33
NG Showlow Armory		Army Guard	Show Low	3	20,693	3	20,693	0	10	5.3	56	0	0
NG Silver Bell Army Heliport		Army Guard	Marana	20	478,240	20	478,240	178	743	137.6	1,893	198	439
NG Silverlake Armory		Army Guard	Tucson	6	44,074	6	44,074	6	6	10.7	309	0	0
NG Valencia Readiness Center		Army Guard	Tucson	4	47,063	4	47,063	20	20	12.6	297	10	1
NG Yuma Readiness Center		Army Guard	Yuma	2	39,830	2	39,830	0	5	12.4	252	0	0
<b>* OTHER SITE(S) : 18</b>				35	212,607	43	241,315	61	71	57.2	1,140	10	0
<b>Arizona Total:</b>				<b>96</b>	<b>1,056,819</b>	<b>104</b>	<b>1,085,527</b>	<b>642</b>	<b>1,234</b>	<b>300.6</b>	<b>4,753</b>	<b>226</b>	<b>473</b>

\* All Locations that do not meet criteria of at least five (5) Acres AND at least \$5M PRV.

## State/Territories Army National Guard Base Structure Report - As of 30 Sept 2011

SITE	BRAC 2005	COMPONENT	NAME NEAREST CITY	BUILDINGS				STATE OWNED ACRES	TOTAL ACRES	PRV (\$M)	MIL	CIV	OTHER
				STATE OWNED		TOTAL							
				COUNT	SQFT	COUNT	SQFT						
<b>Arkansas</b>													
Camp Joseph T Robinson		Army Guard	North Little Rock	273	2,021,719	273	2,021,719	32,868	32,868	575.5	3,451	419	760
NG Benton		Army Guard	Benton	1	34,000	1	34,000	11	11	7.1	129	1	0
NG Camden		Army Guard	Camden	3	31,854	3	31,854	5	5	6.3	44	0	0
NG Fayetteville		Army Guard	Fayetteville	3	31,441	3	31,441	10	10	6.6	225	1	0
NG Little Rock		Army Guard	Little Rock	2	47,806	3	49,406	5	5	10.0	250	7	0
NG Malvern		Army Guard	Malvern	4	24,079	4	24,079	8	8	5.1	182	12	0
NG North Little Rock		Army Guard	North Little Rock	1	41,825	2	43,025	5	5	9.1	279	3	0
NG Pine Bluff		Army Guard	Pine Bluff	4	27,305	4	27,305	12	12	5.6	132	3	0
NG Russellville		Army Guard	Russellville	4	38,026	4	38,026	13	13	7.3	205	14	0
NG Warren Readiness Center and OMS 5		Army Guard	Warren	5	44,181	5	44,181	27	27	24.9	113	12	0
* OTHER SITE(S) : 61				133	962,670	141	989,544	225	225	186.8	4,383	66	0
<b>Arkansas Total:</b>				<b>433</b>	<b>3,304,906</b>	<b>443</b>	<b>3,334,580</b>	<b>33,189</b>	<b>33,189</b>	<b>844.4</b>	<b>9,393</b>	<b>538</b>	<b>760</b>
<b>California</b>													
ITC Camp San Luis Obispo		Army Guard	San Luis Obispo	287	1,126,473	287	1,126,473	4,263	4,263	323.1	540	89	301
NG Azusa Sierra Madre		Army Guard	Azusa	3	89,489	3	89,489	18	18	24.3	467	0	2
NG Bakersfield (Gateway)		Army Guard	Bakersfield	2	50,563	2	50,563	21	21	15.4	175	0	0
NG Barstow		Army Guard	Barstow	3	19,998	3	19,998	5	5	5.6	142	18	1
NG Benicia		Army Guard	Benicia	3	18,369	3	18,369	5	5	5.1	86	0	1
NG Compton Parmalee		Army Guard	Compton	5	25,700	5	25,700	5	5	6.0	0	0	0
NG Fairfield		Army Guard	Fairfield	1	39,063	1	39,063	5	5	11.3	127	0	0
NG Fresno AVCRAD Dakota		Army Guard	Fresno	6	115,784	6	115,784	48	48	42.1	500	28	12
NG Lakeport		Army Guard	Lakeport	1	23,654	1	23,654	7	7	6.5	54	0	0
NG Lancaster		Army Guard	Lancaster	1	56,640	1	56,640	28	28	14.8	0	0	0
NG Long Beach (Redondo)		Army Guard	Long Beach	2	82,089	2	82,089	20	20	21.7	476	4	0
NG Long Beach CSMS Stearns		Army Guard	Long Beach	7	57,182	7	57,182	5	5	17.0	0	72	6
NG Roseville		Army Guard	Roseville	3	31,827	3	31,827	5	5	11.7	91	15	3
NG Sacramento 58th		Army Guard	Sacramento	4	35,789	4	35,789	6	6	9.4	198	0	0
NG Sacramento JFHQ		Army Guard	Sacramento	0	0	1	110,500	8	8	27.7	952	443	242
NG Sacramento Meadowview		Army Guard	Sacramento	2	40,379	2	40,379	9	9	11.9	212	0	0
NG San Diego		Army Guard	San Diego	7	84,918	7	84,918	18	18	21.1	748	32	3
NG San Francisco		Army Guard	San Francisco	4	61,632	4	61,632	8	8	12.5	77	0	0
NG San Jose Hedding		Army Guard	San Jose	4	52,676	4	52,676	6	6	13.7	180	18	1
NG Stockton AASF		Army Guard	Stockton	2	42,754	2	42,754	15	15	29.3	56	83	0

\* All Locations that do not meet criteria of at least five (5) Acres AND at least \$5M PRV.

## State/Territories Army National Guard Base Structure Report - As of 30 Sept 2011

SITE	BRAC 2005	COMPONENT	NAME NEAREST CITY	BUILDINGS				STATE OWNED ACRES	TOTAL ACRES	PRV (\$M)	MIL	CIV	OTHER
				STATE OWNED		TOTAL							
				COUNT	SQFT	COUNT	SQFT						
NG Stockton Armory		Army Guard	Stockton	2	50,340	2	50,340	10	10	12.2	561	0	3
NG Stockton FMS/CSMS		Army Guard	Stockton	7	69,869	7	69,869	28	28	22.2	147	85	6
NG Ventura		Army Guard	Ventura	2	23,847	2	23,847	5	5	5.8	81	1	0
<b>* OTHER SITE(S) : 96</b>				192	1,428,926	202	1,491,433	351	352	389.8	6,193	214	114
<b>California Total:</b>				<b>550</b>	<b>3,627,961</b>	<b>561</b>	<b>3,800,968</b>	<b>4,899</b>	<b>4,901</b>	<b>1,060.1</b>	<b>12,063</b>	<b>1,102</b>	<b>695</b>
<b>Colorado</b>													
Fort Lupton		Army Guard	Fort Lupton	4	36,320	4	36,320	25	25	9.1	0	0	0
NG Aurora		Army Guard	Aurora	2	47,115	2	47,115	0	6	10.4	173	11	1
NG Boulder		Army Guard	Boulder	4	23,426	4	23,426	9	9	5.6	167	0	0
NG Centennial		Army Guard	Centennial	8	92,861	8	92,861	8	8	20.4	299	179	56
NG Denver 1		Army Guard	Denver	5	79,060	5	79,060	0	10	17.4	643	7	1
NG Golden		Army Guard	Golden	6	57,182	6	57,182	5	5	7.7	0	9	0
NG Grand Junction-DHS		Army Guard	Grand Junction	2	17,994	2	17,994	0	18	6.2	0	0	0
NG Gypsum (HAATS)		Army Guard	Gypsum	1	23,001	2	24,441	0	27	9.1	71	0	0
NG Montrose		Army Guard	Montrose	1	25,010	1	25,010	26	26	5.8	52	0	0
<b>* OTHER SITE(S) : 24</b>				27	212,879	52	578,484	43	44	160.0	2,362	106	19
<b>Colorado Total:</b>				<b>60</b>	<b>614,848</b>	<b>86</b>	<b>981,893</b>	<b>116</b>	<b>178</b>	<b>251.8</b>	<b>3,767</b>	<b>312</b>	<b>77</b>
<b>Connecticut</b>													
NG AVCRAD Groton		Army Guard	Groton	13	191,610	13	191,610	24	24	66.8	401	98	2
NG Camp Hartell		Army Guard	Windsor Locks	46	158,656	46	158,656	59	59	71.5	126	48	3
NG Camp Rell		Army Guard	Niantic	52	248,563	52	248,563	82	82	74.2	295	9	12
NG Hartford Armory OMS 8A		Army Guard	Hartford	4	208,878	4	208,878	6	6	55.3	484	123	66
NG New Britain Armory		Army Guard	New Britain	1	26,995	1	26,995	8	8	6.6	345	2	59
NG New London Armory		Army Guard	New London	1	38,175	1	38,175	8	8	10.1	233	9	1
NG Norwalk Armory		Army Guard	Norwalk	2	31,966	2	31,966	11	11	8.9	0	0	1
NG Norwich Armory OMS 10		Army Guard	Norwich	4	41,650	4	41,650	11	11	11.0	133	0	2
NG Southington Armory OMS 2		Army Guard	Southington	5	42,245	5	42,245	10	10	10.1	126	0	1
NG Stratford Armory OMS 9		Army Guard	Stratford	2	46,114	2	46,114	10	10	11.9	344	1	1
Stones Ranch Military Reservation		Army Guard	East Lyme	25	124,111	25	124,111	1,862	1,862	52.4	115	6	16
<b>* OTHER SITE(S) : 12</b>				28	283,513	29	285,413	234	234	79.2	692	11	46
<b>Connecticut Total:</b>				<b>183</b>	<b>1,442,476</b>	<b>184</b>	<b>1,444,376</b>	<b>2,325</b>	<b>2,325</b>	<b>458.1</b>	<b>3,294</b>	<b>307</b>	<b>210</b>

\* All Locations that do not meet criteria of at least five (5) Acres AND at least \$5M PRV.

## State/Territories Army National Guard Base Structure Report - As of 30 Sept 2011

SITE	BRAC 2005	COMPONENT	NAME NEAREST CITY	BUILDINGS				STATE OWNED ACRES	TOTAL ACRES	PRV (\$M)	MIL	CIV	OTHER
				STATE OWNED		TOTAL							
				COUNT	SQFT	COUNT	SQFT						
<b>Delaware</b>													
NG 1401 Armory		Army Guard	Wilmington	2	48,253	2	48,253	7	7	11.0	260	1	0
NG Bethany Beach TS		Army Guard	Bethany Beach	82	128,783	82	128,783	105	105	34.5	66	5	5
NG Dagsboro		Army Guard	Dagsboro	6	44,252	6	44,252	9	9	12.5	137	10	0
NG Duncan Armory AASF		Army Guard	New Castle	8	72,909	8	72,909	13	13	21.8	123	72	1
NG Gov Bacon Health Ctr		Army Guard	Delaware City	2	26,158	2	26,158	6	6	5.8	223	0	0
NG Seaford Readiness Center (Old)		Army Guard	Seaford	6	20,405	6	20,405	14	14	5.9	0	12	0
NG Smyrna Readiness Center		Army Guard	Smyrna	2	59,251	2	59,251	14	14	8.7	0	0	0
NG Wilmington		Army Guard	Wilmington	2	79,588	2	79,588	15	15	18.3	237	47	26
* OTHER SITE(S) : 6				16	105,991	16	105,991	17	18	25.2	466	10	6
<b>Delaware Total:</b>				<b>126</b>	<b>585,590</b>	<b>126</b>	<b>585,590</b>	<b>200</b>	<b>200</b>	<b>143.7</b>	<b>1,512</b>	<b>157</b>	<b>38</b>
<b>District of Columbia</b>													
NG D.C. Armory		Army Guard	Washington, Dc	2	588,424	2	588,424	10	10	124.0	1,269	118	123
* OTHER SITE(S) : 1				0	0	8	109,720	0	0	44.0	293	53	0
<b>District of Columbia Total:</b>				<b>2</b>	<b>588,424</b>	<b>10</b>	<b>698,144</b>	<b>10</b>	<b>10</b>	<b>168.0</b>	<b>1,562</b>	<b>171</b>	<b>123</b>
<b>Florida</b>													
MTC Camp Blanding		Army Guard	Starke	544	1,695,143	544	1,695,143	78,482	78,482	631.9	2,220	20	299
NG Avon Park (UTES)		Army Guard	Avon Park	0	0	5	28,355	0	15	5.3	0	0	0
NG Bradenton Readiness Center		Army Guard	Bradenton	8	50,623	8	50,623	7	7	7.1	66	1	0
NG Brooksville RC, AASF 2, C23		Army Guard	Spring Hill	5	107,752	5	107,752	19	19	26.8	95	0	1
NG Crystal River Readiness Center		Army Guard	Crystal River	6	32,106	6	32,106	18	18	6.7	159	4	0
NG Eglin AFB Fort Walton Beach		Army Guard	Eglin A F B	0	0	20	27,573	0	4,367	55.6	46	0	20
NG Fort Lauderdale Readiness Center		Army Guard	Fort Lauderdale	6	27,944	6	27,944	6	6	7.1	194	0	0
NG Fort Pierce Readiness Center		Army Guard	Ft Pierce	3	31,934	3	31,934	5	5	5.5	124	0	0
NG Haines City Readiness Center		Army Guard	Haines City	8	35,444	8	35,444	8	8	7.5	56	27	0
NG Jacksonville, Cecil Field AASF 1		Army Guard	Jacksonville	13	206,497	13	206,497	7	7	55.0	485	68	8
NG Jacksonville, Snyder RC		Army Guard	Jacksonville	4	39,785	5	43,508	25	25	9.2	439	14	0
NG Lake City Readiness Center		Army Guard	Lake City	6	22,487	6	22,487	7	7	5.1	75	8	0
NG Lake Wales Readiness Center		Army Guard	Lake Wales	4	23,260	4	23,260	7	7	5.1	151	0	0
NG Miami Readiness Center		Army Guard	Miami-Dade	4	37,972	4	37,972	6	6	8.4	745	14	0
NG Ocala Readiness Center		Army Guard	Ocala	4	23,259	4	23,259	10	10	5.1	227	0	0
NG Orlando Readiness Center		Army Guard	Orlando	5	33,142	5	33,142	5	5	6.7	358	1	0
NG Palmetto Readiness Center		Army Guard	Palmetto	4	33,174	4	33,174	5	5	5.7	67	1	0

\* All Locations that do not meet criteria of at least five (5) Acres AND at least \$5M PRV.

## State/Territories Army National Guard Base Structure Report - As of 30 Sept 2011

SITE	BRAC 2005	COMPONENT	NAME NEAREST CITY	BUILDINGS				STATE OWNED ACRES	TOTAL ACRES	PRV (\$M)	MIL	CIV	OTHER
				STATE OWNED		TOTAL							
				COUNT	SQFT	COUNT	SQFT						
NG Panama City Readiness Center		Army Guard	Panama City	2	28,637	2	28,637	5	5	5.8	136	0	0
NG Pensacola (Ellyson Field)		Army Guard	Pensacola	6	47,384	6	47,384	0	11	8.6	222	6	0
NG Plant City Readiness Center		Army Guard	Plant City	7	29,428	7	29,428	13	13	7.4	179	5	0
NG Quincy Readiness Center		Army Guard	Quincy	3	29,684	3	29,684	15	15	6.3	213	0	0
NG St Augustine, Ensslin Readiness Center		Army Guard	St. Augustine	5	90,198	5	90,198	18	18	18.3	937	241	436
NG St Augustine, St Francis Barracks		Army Guard	St. Augustine	15	82,355	15	82,355	7	7	13.7	0	0	0
NG St Petersburg Readiness Center		Army Guard	St. Petersburg	4	29,013	5	34,136	6	6	7.6	96	8	0
NG Starke Readiness Center		Army Guard	Starke	3	28,179	3	28,179	12	12	6.2	298	89	0
NG Tallahassee Readiness Center		Army Guard	Tallahassee	7	40,916	7	40,916	19	19	9.5	297	7	0
NG Tampa Readiness Center		Army Guard	Tampa	6	85,760	6	85,760	11	11	19.7	131	9	0
NG Wauchula Readiness Center		Army Guard	Wauchula	2	27,395	2	27,395	9	9	5.4	91	0	0
NG West Palm Beach, Calloway, FMS 15		Army Guard	West Palm Beach	5	66,120	5	66,120	19	19	14.3	224	9	0
<b>* OTHER SITE(S) : 37</b>				<b>81</b>	<b>432,048</b>	<b>97</b>	<b>497,124</b>	<b>114</b>	<b>159</b>	<b>105.2</b>	<b>2,270</b>	<b>139</b>	<b>0</b>
<b>Florida Total:</b>				<b>770</b>	<b>3,417,639</b>	<b>813</b>	<b>3,547,489</b>	<b>78,865</b>	<b>83,302</b>	<b>1,081.9</b>	<b>10,601</b>	<b>671</b>	<b>764</b>
<b>Georgia</b>													
NG Atlanta - Confederate Ave		Army Guard	Atlanta	15	240,575	15	240,575	74	74	49.1	270	161	653
NG Augusta		Army Guard	Augusta	6	51,252	6	51,252	12	12	10.2	349	14	0
NG Barnesville		Army Guard	Barnesville	1	77,158	1	77,158	26	26	13.8	0	0	0
NG Brunswick		Army Guard	Brunswick	6	32,008	6	32,008	7	7	7.3	91	0	0
NG Columbus		Army Guard	Columbus	6	43,940	6	43,940	7	7	9.3	388	8	0
NG Decatur		Army Guard	Decatur	6	26,733	6	26,733	6	6	5.1	140	0	0
NG Dublin		Army Guard	Dublin	5	29,331	5	29,331	10	10	6.2	121	14	0
NG Henry D Russell Armory		Army Guard	Macon	5	29,744	5	29,744	6	6	5.0	61	0	0
NG Kennesaw		Army Guard	Kennesaw	6	41,185	6	41,185	14	14	7.7	520	4	0
NG Macon RTI		Army Guard	Macon	18	55,367	18	55,367	30	30	12.3	223	9	0
NG Oglethorpe Armory		Army Guard	Ellenwood	2	88,981	2	88,981	32	32	17.8	267	0	2
NG Savannah		Army Guard	Savannah	8	78,627	8	78,627	27	27	15.0	381	6	0
NG Washington		Army Guard	Washington	8	24,374	8	24,374	5	5	5.1	153	8	0
NG Winder Brw Arpt		Army Guard	Winder	8	51,484	8	51,484	33	34	10.8	133	38	1
NG Winder-Downtown		Army Guard	Winder	5	38,605	5	38,605	7	7	7.2	349	3	0
<b>* OTHER SITE(S) : 68</b>				<b>176</b>	<b>849,024</b>	<b>192</b>	<b>893,644</b>	<b>580</b>	<b>584</b>	<b>175.1</b>	<b>4,648</b>	<b>70</b>	<b>0</b>
<b>Georgia Total:</b>				<b>281</b>	<b>1,758,388</b>	<b>297</b>	<b>1,803,008</b>	<b>876</b>	<b>880</b>	<b>357.2</b>	<b>8,094</b>	<b>335</b>	<b>656</b>

\* All Locations that do not meet criteria of at least five (5) Acres AND at least \$5M PRV.

**State/Territories Army National Guard  
Base Structure Report - As of 30 Sept 2011**

SITE	BRAC 2005	COMPONENT	NAME NEAREST CITY	BUILDINGS				STATE OWNED ACRES	TOTAL ACRES	PRV (\$M)	MIL	CIV	OTHER
				STATE OWNED		TOTAL							
				COUNT	SQFT	COUNT	SQFT						
<b>Hawaii</b>													
NG Fort Ruger		Army Guard	Honolulu	28	196,870	28	196,870	337	337	94.6	40	15	199
NG Hanapepe		Army Guard	Hanapepe	4	25,171	4	25,171	5	5	12.6	94	1	0
NG Hilo AASF 2		Army Guard	Hilo	4	73,462	4	73,462	20	20	52.6	6	23	1
NG Pu'Unene		Army Guard	Kihei	3	30,964	3	30,964	30	30	17.5	31	1	3
NG TS Keaukaha Mil Res		Army Guard	Hilo	34	253,277	34	253,277	509	509	128.5	256	31	13
NG TS Ukumehame Range		Army Guard	Lahaina	0	0	0	0	39	39	5.6	0	0	0
* OTHER SITE(S) : 8				23	170,749	24	171,877	88	88	75.1	487	9	7
<b>Hawaii Total:</b>				<b>96</b>	<b>750,493</b>	<b>97</b>	<b>751,621</b>	<b>1,028</b>	<b>1,028</b>	<b>386.5</b>	<b>914</b>	<b>80</b>	<b>223</b>
<b>Idaho</b>													
NG GF Bennett Building (600)		Army Guard	Boise	1	47,141	1	47,141	0	6	10.4	0	0	0
NG Gowen Field Boise		Army Guard	Boise	1	70,370	115	1,035,218	0	211	271.4	1,937	494	224
NG Lewiston Armory FMS 1		Army Guard	Lewiston	4	22,472	4	22,472	8	8	5.8	133	7	1
NG Orchard Mates Boise		Army Guard	Boise	13	135,746	13	135,746	0	178	46.1	373	0	0
NG Pocatello Armory FMS 5		Army Guard	Pocatello	6	37,997	6	37,997	11	11	9.3	152	6	0
NG Post Falls Armory FMS S1		Army Guard	Post Falls	4	46,492	4	46,492	8	8	11.1	142	7	0
Orchard Range TS Boise		Army Guard	Boise	18	15,567	80	78,162	138,551	138,551	140.4	0	0	0
* OTHER SITE(S) : 36				69	356,132	78	365,602	35,861	35,987	77.0	1,037	17	33
<b>Idaho Total:</b>				<b>116</b>	<b>731,917</b>	<b>301</b>	<b>1,768,831</b>	<b>174,439</b>	<b>174,960</b>	<b>571.3</b>	<b>3,774</b>	<b>531</b>	<b>258</b>
<b>Illinois</b>													
Marseilles (MTA Training Area)		Army Guard	Marseilles	33	199,734	33	199,734	2,814	2,814	84.3	276	17	93
NG Bartonville (Peoria JMD)		Army Guard	Peoria	3	111,543	3	111,543	27	27	29.5	325	15	0
NG Beardstown Armory		Army Guard	Beardstown	2	22,337	2	22,337	9	9	5.6	59	0	9
NG Bloomington Armory FMS 16		Army Guard	Bloomington	3	54,493	3	54,493	11	11	15.3	150	0	0
NG Chicago (Calumet Ave Armory)		Army Guard	Chicago	1	145,152	1	145,152	5	5	33.4	227	0	0
NG Chicago, Jones Armory FMS 14		Army Guard	Chicago	1	294,720	1	294,720	6	6	75.9	478	0	2
NG Crestwood Armory FMS 02		Army Guard	Robbins	1	115,590	1	115,590	18	18	33.7	371	23	2
NG Danville Armory		Army Guard	Danville	1	24,500	1	24,500	10	10	6.8	60	0	0
NG Decatur AASF 1		Army Guard	Decatur	5	56,666	5	56,666	10	10	25.9	0	54	1
NG Decatur Armory FMS 04		Army Guard	Decatur	3	49,757	3	49,757	12	12	14.8	351	19	2
NG East St Louis Armory FMS 15		Army Guard	Centreville	4	63,856	4	63,856	8	8	16.0	222	20	0
NG Galva Armory		Army Guard	Galva	1	32,864	1	32,864	6	6	9.1	96	0	0
NG Joliet Armory FMS 12		Army Guard	Joliet	3	51,418	3	51,418	5	5	14.8	172	13	0

\* All Locations that do not meet criteria of at least five (5) Acres AND at least \$5M PRV.

## State/Territories Army National Guard Base Structure Report - As of 30 Sept 2011

SITE	BRAC 2005	COMPONENT	NAME NEAREST CITY	BUILDINGS				STATE OWNED ACRES	TOTAL ACRES	PRV (\$M)	MIL	CIV	OTHER
				STATE OWNED		TOTAL							
				COUNT	SQFT	COUNT	SQFT						
NG Kankakee (Cpt Stefanich JMD)		Army Guard	Kankakee	2	41,188	2	41,188	11	11	11.2	265	0	0
NG Machesney Park Armory FMS 13		Army Guard	Machesney Park	3	53,386	3	53,386	12	12	15.1	347	31	0
NG Macomb Armory FMS 19A		Army Guard	Macomb	3	56,077	3	56,077	7	7	14.9	175	14	0
NG Marion Armory FMS 18		Army Guard	Marion	3	46,431	3	46,431	11	11	13.2	225	18	0
NG Mattoon Armory FMS 5		Army Guard	Mattoon	3	46,947	3	46,947	7	7	14.6	135	28	0
NG Mt Vernon Armed Forces Reserve Center		Army Guard	Mt Vernon	2	85,387	2	85,387	23	23	20.3	0	0	0
NG North Riverside Armory		Army Guard	Riverside	2	87,803	3	88,163	10	10	24.2	715	2	1
NG Pontiac Armory		Army Guard	Pontiac	1	32,825	1	32,825	5	5	8.6	78	0	0
NG Quad Cities Armory FMS 19		Army Guard	Milan	3	60,644	3	60,644	25	25	13.3	344	25	0
NG Quincy (Gen Grimmer) FMS 20		Army Guard	Quincy	5	35,426	5	35,426	6	6	10.9	119	10	0
NG Shiloh Readiness Center		Army Guard	O Fallon	2	35,448	2	35,448	15	15	8.5	0	0	0
NG Sparta Armory		Army Guard	Sparta	4	42,225	5	42,393	2,653	2,653	16.6	219	0	0
NG Springfield (TS Camp Lincoln)		Army Guard	Springfield	30	468,075	37	471,015	160	160	133.9	1,257	125	88
NG Urbana Armory FMS 17		Army Guard	Urbana	6	112,343	6	112,343	22	22	27.0	164	10	3
NG West Frankfort Armory		Army Guard	West Frankfort	1	23,148	1	23,148	5	5	5.7	135	0	0
NG Woodstock Armory		Army Guard	Woodstock	1	23,400	3	24,208	13	13	6.7	82	0	0
<b>* OTHER SITE(S) : 24</b>				<b>40</b>	<b>1,086,987</b>	<b>41</b>	<b>1,099,287</b>	<b>54</b>	<b>54</b>	<b>321.5</b>	<b>3,159</b>	<b>89</b>	<b>325</b>
<b>Illinois Total:</b>				<b>172</b>	<b>3,560,370</b>	<b>184</b>	<b>3,576,946</b>	<b>5,980</b>	<b>5,981</b>	<b>1,031.2</b>	<b>10,206</b>	<b>513</b>	<b>526</b>
<b>Indiana</b>													
Knightstown		Army Guard	Knightstown	8	255,533	8	255,533	387	387	55.2	0	0	0
NG Bedford		Army Guard	Bedford	4	30,101	4	30,101	5	5	8.0	214	0	1
NG Elkhart		Army Guard	Elkhart	10	44,186	10	44,186	8	8	10.0	189	0	1
NG Evansville (1998)		Army Guard	Evansville	3	83,850	3	83,850	20	20	18.2	399	0	2
NG Fort Wayne		Army Guard	Fort Wayne	6	61,931	6	61,931	21	21	13.1	690	1	2
NG Gary		Army Guard	Gary	9	65,948	9	65,948	15	15	14.3	94	41	2
NG Indianapolis 38 ID		Army Guard	Indianapolis	3	96,640	3	96,640	68	68	21.3	213	18	5
NG Indianapolis CSMS 1		Army Guard	Indianapolis	6	115,305	6	115,305	12	12	26.4	0	0	0
NG Jasper		Army Guard	Jasper	3	29,975	3	29,975	6	6	6.6	215	5	1
NG La Porte		Army Guard	La Porte	4	28,673	4	28,673	9	9	5.1	123	0	1
NG Lafayette		Army Guard	Lafayette	3	145,826	4	147,426	16	16	32.2	357	0	2
NG Logansport		Army Guard	Logansport	6	24,014	6	24,014	8	8	5.1	186	0	1
NG Muncie		Army Guard	Muncie	4	33,709	5	36,909	16	16	8.2	281	3	2
NG New Albany		Army Guard	New Albany	3	29,737	3	29,737	9	9	6.6	267	8	1
NG Remington		Army Guard	Remington	3	23,326	3	23,326	6	6	6.7	93	0	1

\* All Locations that do not meet criteria of at least five (5) Acres AND at least \$5M PRV.

## State/Territories Army National Guard Base Structure Report - As of 30 Sept 2011

SITE	BRAC 2005	COMPONENT	NAME NEAREST CITY	BUILDINGS				STATE OWNED ACRES	TOTAL ACRES	PRV (\$M)	MIL	CIV	OTHER
				STATE OWNED		TOTAL							
				COUNT	SQFT	COUNT	SQFT						
NG Richmond		Army Guard	Richmond	3	22,620	3	22,620	8	8	5.1	93	1	1
NG Shelbyville		Army Guard	Shelbyville	5	101,565	5	101,565	58	58	29.0	353	69	33
NG South Bend		Army Guard	South Bend	4	58,985	4	58,985	16	16	14.1	312	0	2
NG Stout Field Indianapolis		Army Guard	Indianapolis	20	440,263	20	440,263	18	18	81.1	750	192	83
NG Terre Haute		Army Guard	Terre Haute	2	39,298	2	39,298	6	6	6.3	295	0	1
<b>* OTHER SITE(S) : 49</b>				90	928,223	95	965,216	323	323	229.1	5,821	88	91
<b>Indiana Total:</b>				<b>199</b>	<b>2,659,708</b>	<b>206</b>	<b>2,701,501</b>	<b>1,035</b>	<b>1,033</b>	<b>601.7</b>	<b>10,945</b>	<b>426</b>	<b>233</b>

### Iowa

NG Algona		Army Guard	Algona	4	29,237	4	29,237	12	12	5.9	55	0	0
NG Boone		Army Guard	Boone	9	149,655	9	149,655	22	28	70.1	474	13	0
NG Cedar Rapids		Army Guard	Cedar Rapids	6	73,210	6	73,210	5	15	14.5	444	0	0
NG Cedar Rapids Armory		Army Guard	Cedar Rapids	8	174,174	8	174,174	0	22	42.7	0	0	0
NG Centerville		Army Guard	Centerville	4	33,208	4	33,208	8	8	6.0	58	0	0
NG Clinton		Army Guard	Clinton	6	37,852	6	37,852	5	5	7.8	51	0	0
NG Council Bluffs		Army Guard	Council Bluffs	6	62,934	6	62,934	42	42	13.0	193	7	0
NG Davenport AASF		Army Guard	Davenport	12	101,357	12	101,357	12	16	27.1	194	0	0
NG Dubuque		Army Guard	Dubuque	5	69,649	5	69,649	22	22	13.1	165	0	0
NG Estherville		Army Guard	Estherville	3	41,760	3	41,760	5	5	8.2	98	0	0
NG Fairfield Armory		Army Guard	Fairfield	3	50,528	3	50,528	5	5	9.5	172	1	0
NG Fort Dodge		Army Guard	Fort Dodge	4	67,517	4	67,517	7	8	14.1	169	6	0
NG Iowa City Melrose		Army Guard	Iowa City	1	103,078	1	103,078	25	25	22.5	0	0	0
NG Le Mars		Army Guard	Le Mars	4	28,170	4	28,170	6	6	5.6	112	0	0
NG Mason City		Army Guard	Mason City	6	56,910	6	56,910	13	13	10.5	100	7	0
NG Mount Pleasant		Army Guard	Mt Pleasant	5	36,809	5	36,809	6	6	6.0	78	0	0
NG Oskaloosa		Army Guard	Oskaloosa	3	36,026	3	36,026	10	10	6.5	101	1	0
NG Ottumwa		Army Guard	Ottumwa	4	36,740	4	36,740	5	5	6.0	100	0	0
NG Perry		Army Guard	Perry	3	29,318	3	29,318	5	5	5.0	66	0	0
NG Red Oak		Army Guard	Red Oak	5	34,052	5	34,052	6	6	5.8	135	4	0
NG Sheldon		Army Guard	Sheldon	5	35,575	5	35,575	6	6	6.1	72	0	0
NG Sioux City		Army Guard	Sioux City	6	61,751	7	88,151	11	11	18.7	264	8	0
NG Spencer		Army Guard	Spencer	3	24,560	3	24,560	5	5	5.1	0	0	0
NG Storm Lake		Army Guard	Storm Lake	7	24,324	7	24,324	6	6	6.4	215	0	0
NG Waterloo Airport		Army Guard	Waterloo	5	45,525	5	45,525	5	7	11.6	331	0	0
NG Waterloo Big Rock		Army Guard	Waterloo	5	108,520	5	108,520	0	30	30.3	192	50	0

\* All Locations that do not meet criteria of at least five (5) Acres AND at least \$5M PRV.



## State/Territories Army National Guard Base Structure Report - As of 30 Sept 2011

SITE	BRAC 2005	COMPONENT	NAME NEAREST CITY	BUILDINGS				STATE OWNED ACRES	TOTAL ACRES	PRV (\$M)	MIL	CIV	OTHER
				STATE OWNED		TOTAL							
				COUNT	SQFT	COUNT	SQFT						
* OTHER SITE(S) : 23				57	459,222	62	465,192	92	92	96.1	1,304	27	2
<b>Iowa Total:</b>				<b>189</b>	<b>2,011,661</b>	<b>195</b>	<b>2,044,031</b>	<b>346</b>	<b>422</b>	<b>474.2</b>	<b>5,143</b>	<b>124</b>	<b>2</b>
<b><u>Kansas</u></b>													
JFHQ Kansas		Army Guard	Topeka	28	278,322	28	278,322	79	79	56.1	0	0	0
NG Coffeyville Armory (New)		Army Guard	Coffeyville	0	0	2	25,110	0	10	10.6	164	0	0
NG Hutchinson Armory		Army Guard	Hutchinson	3	47,147	3	47,147	7	7	10.1	167	10	1
NG Junction City Armory		Army Guard	Junction City	3	23,943	3	23,943	5	5	5.6	60	1	0
NG Kansas City Armory		Army Guard	Kansas City	3	93,903	3	93,903	5	20	20.5	211	10	3
NG Lenexa Armory		Army Guard	Lenexa	3	37,958	3	37,958	7	7	8.1	191	0	2
NG Manhattan Readiness Center		Army Guard	Manhattan	1	78,385	1	78,385	10	10	17.0	339	0	0
NG Olathe Armory		Army Guard	Olathe	1	32,877	1	32,877	5	5	6.9	258	0	1
NG Pittsburg Readiness Center		Army Guard	Pittsburg	2	85,218	2	85,218	15	15	18.7	0	0	0
NG Salina KS Training Center		Army Guard	Salina	20	429,141	21	442,781	103	103	122.2	0	0	4
NG Wichita South Armory		Army Guard	Wichita	7	27,402	7	27,402	6	6	5.9	241	0	0
Salina Smoky Hill Maj Training Area		Army Guard	Salina	0	0	32	26,642	0	3,536	15.6	430	0	78
* OTHER SITE(S) : 32				50	504,871	55	526,002	80	87	116.7	1,991	64	8
<b>Kansas Total:</b>				<b>121</b>	<b>1,639,167</b>	<b>161</b>	<b>1,725,690</b>	<b>322</b>	<b>3,892</b>	<b>413.9</b>	<b>4,052</b>	<b>85</b>	<b>97</b>
<b><u>Kentucky</u></b>													
MD Paducah (New)		Army Guard	West Paducah	5	76,771	5	76,771	0	21	17.5	0	0	0
NG Bowling Green Reserve Center		Army Guard	Bowling Green	3	34,592	3	34,592	7	7	6.6	403	5	3
NG Buechel Armory		Army Guard	Louisville	9	36,729	9	36,729	13	13	7.4	232	0	1
NG Frankfort Boone NG Center		Army Guard	Frankfort	48	373,420	49	375,420	380	380	90.8	940	274	152
NG Glasgow Armory		Army Guard	Glasgow	6	28,286	6	28,286	9	9	5.3	221	5	1
NG Lexington Armory		Army Guard	Lexington	8	39,851	8	39,851	20	20	7.4	303	25	3
NG London JSO		Army Guard	London	2	20,101	2	20,101	0	17	5.3	0	0	0
NG Louisville Armory		Army Guard	Louisville	8	59,458	8	59,458	10	10	12.0	403	17	2
NG Morehead Readiness Center		Army Guard	Morehead	3	33,596	3	33,596	10	10	13.7	117	0	1
NG Owensboro Armory		Army Guard	Owensboro	4	47,864	4	47,864	7	7	10.5	163	0	3
NG Richmond Armory		Army Guard	Richmond	4	32,138	4	32,138	5	5	6.0	302	106	1
W.H. Ford Regional Training Ctr		Army Guard	Greenville	68	526,918	68	526,918	11,348	11,348	143.1	413	61	36
* OTHER SITE(S) : 56				174	825,828	184	920,909	747	758	191.3	3,507	80	43
<b>Kentucky Total:</b>				<b>342</b>	<b>2,135,552</b>	<b>353</b>	<b>2,232,633</b>	<b>12,556</b>	<b>12,605</b>	<b>516.8</b>	<b>7,004</b>	<b>573</b>	<b>246</b>

\* All Locations that do not meet criteria of at least five (5) Acres AND at least \$5M PRV.

**State/Territories Army National Guard  
Base Structure Report - As of 30 Sept 2011**

SITE	BRAC 2005	COMPONENT	NAME NEAREST CITY	BUILDINGS				STATE OWNED ACRES	TOTAL ACRES	PRV (\$M)	MIL	CIV	OTHER
				STATE OWNED		TOTAL							
				COUNT	SQFT	COUNT	SQFT						
<b>Louisiana</b>													
Bogalusa RC - Hwy 10		Army Guard	Bogalusa	1	39,526	1	39,526	12	13	8.3	0	0	0
Camp Minden TS		Army Guard	Minden	495	2,348,163	496	2,353,163	15,253	15,253	503.2	550	20	525
NG Abbeville		Army Guard	Abbeville	10	27,669	10	27,669	6	6	5.9	227	7	0
NG Alexandria		Army Guard	Alexandria	4	45,871	4	45,871	5	5	9.2	187	0	0
NG Beauregard Training Range		Army Guard	Pineville	65	49,502	66	49,862	12,888	12,888	28.7	0	0	0
NG Bossier City		Army Guard	Bossier City	11	38,529	11	38,529	10	10	7.8	173	0	0
NG Breaux Bridge		Army Guard	Breaux Bridge	4	25,956	4	25,956	6	6	5.2	84	0	0
NG Camp Cook		Army Guard	Ball	28	116,061	28	116,061	38	38	26.3	316	0	1
NG Camp Villere		Army Guard	Slidell	60	242,095	61	242,095	1,707	1,707	73.0	171	39	25
NG Carville Gillis Long Center		Army Guard	Carville	104	782,796	105	796,410	366	366	181.6	536	1	436
NG Esler Field		Army Guard	Pineville	27	525,955	30	570,955	0	1,991	190.2	155	80	0
NG Hammond Airport		Army Guard	Hammond	11	348,767	11	348,767	0	173	89.4	420	9	0
NG Jackson Barracks		Army Guard	New Orleans	74	634,468	74	634,468	113	113	127.4	1,492	319	13
NG Jena Armory		Army Guard	Jena	7	30,379	7	30,379	10	10	7.3	127	7	0
NG Lafayette		Army Guard	Lafayette	11	61,420	11	61,420	6	6	13.1	365	8	0
NG Marrero		Army Guard	Marrero	2	48,208	2	48,208	0	8	9.6	104	0	0
NG Monroe		Army Guard	Monroe	6	44,076	6	44,076	10	10	9.5	287	8	0
NG Napoleonville		Army Guard	Napoleonville	3	25,322	3	25,322	5	5	5.4	104	0	0
NG Opelousas		Army Guard	Opelousas	4	27,680	4	27,680	6	6	5.4	79	0	0
NG Reserve		Army Guard	Reserve	2	36,692	2	36,692	0	5	7.2	130	0	0
NG Ruston		Army Guard	Ruston	6	105,094	6	105,094	16	16	21.3	292	9	0
NG Shreveport		Army Guard	Shreveport	9	58,611	9	58,611	5	5	12.0	317	9	0
SMR Camp Beauregard		Army Guard	Pineville	268	926,548	268	926,548	728	728	192.4	942	135	543
* OTHER SITE(S) : 47				142	911,684	149	919,859	217	224	199.9	3,162	23	0
<b>Louisiana Total:</b>				<b>1,354</b>	<b>7,501,072</b>	<b>1,368</b>	<b>7,573,221</b>	<b>31,407</b>	<b>33,592</b>	<b>1,739.4</b>	<b>10,220</b>	<b>674</b>	<b>1,543</b>

**Maine**

NG Augusta Armory		Army Guard	Augusta	1	67,686	1	67,686	5	5	15.8	222	0	0
NG Belfast Armory		Army Guard	Belfast	4	25,055	4	25,055	27	27	6.4	51	0	0
NG Brewer Armory		Army Guard	Brewer	3	29,888	3	29,888	6	6	6.9	156	0	0
NG Camp Keyes TS		Army Guard	Augusta	44	278,270	45	308,270	38	38	68.9	315	95	192
NG Deepwoods TS		Army Guard	Old Town	1	231	1	231	0	358,800	5.2	2	0	0
NG Houlton Armory		Army Guard	Houlton	3	21,588	3	21,588	5	5	5.0	52	0	0
NG Lewiston MD		Army Guard	Lewiston	8	36,922	8	36,922	6	6	9.0	206	0	0

\* All Locations that do not meet criteria of at least five (5) Acres AND at least \$5M PRV.

## State/Territories Army National Guard Base Structure Report - As of 30 Sept 2011

SITE	BRAC 2005	COMPONENT	NAME NEAREST CITY	BUILDINGS				STATE OWNED ACRES	TOTAL ACRES	PRV (\$M)	MIL	CIV	OTHER
				STATE OWNED		TOTAL							
				COUNT	SQFT	COUNT	SQFT						
NG Norway Armory		Army Guard	Norway	3	35,515	3	35,515	5	5	8.2	100	0	0
NG Portland Armory FMS		Army Guard	Portland	11	77,035	11	77,035	9	9	18.3	97	0	70
NG Skowhegan Armory		Army Guard	Skowhegan	3	29,380	3	29,380	7	7	7.2	70	0	0
NG Solman State Armory		Army Guard	Caribou	4	62,497	4	62,497	7	7	13.0	123	0	1
NG Waterville Armory		Army Guard	Waterville	6	43,789	6	43,789	5	5	10.1	118	0	3
<b>* OTHER SITE(S) : 16</b>				<b>38</b>	<b>140,064</b>	<b>44</b>	<b>151,916</b>	<b>885</b>	<b>885</b>	<b>44.1</b>	<b>371</b>	<b>0</b>	<b>64</b>
<b>Maine Total:</b>				<b>129</b>	<b>847,920</b>	<b>136</b>	<b>889,772</b>	<b>1,005</b>	<b>359,806</b>	<b>218.2</b>	<b>1,883</b>	<b>95</b>	<b>330</b>
<b>Maryland</b>													
NG BG (MD) Louis G. Smith		Army Guard	Easton	1	22,154	1	22,154	12	12	5.4	45	0	0
NG BG (MD) Randolph Millholland		Army Guard	Hagerstown	2	37,909	2	37,909	25	25	8.9	138	9	0
NG BG Thomas B Baker TS		Army Guard	Hancock	26	19,147	26	19,147	1,140	2,280	6.6	0	0	0
NG BG Thomas B. Baker		Army Guard	Ellicott City	3	24,428	3	24,428	6	6	5.3	156	102	0
NG Cong Steny Hoyer Armory		Army Guard	Cheltenham	3	35,471	3	35,471	14	14	9.0	55	0	0
NG Cpt Thomas Price		Army Guard	Cumberland	1	24,652	1	24,652	9	9	6.0	92	5	0
NG CSM Blair Lee Crockett		Army Guard	Salisbury	4	44,862	4	44,862	10	11	10.9	84	7	0
NG CSM Jerome M. Grollman		Army Guard	Dundalk	5	56,488	5	56,488	8	8	14.2	225	15	0
NG CW4 Melvin Sherr		Army Guard	Parkville	2	39,279	2	39,279	16	16	8.5	160	1	0
NG Havre de Grace Military Reservation		Army Guard	Havre De Grace	40	250,411	40	250,411	76	76	50.9	204	84	10
NG LTC (MD) E. Leslie Medford		Army Guard	Annapolis	1	41,473	1	41,473	6	6	9.9	187	0	1
NG MG (Brevet) John R. Kenly		Army Guard	Greenbelt	2	24,920	2	24,920	8	8	6.3	115	0	0
NG MG George M. Gelston		Army Guard	Silver Spring	2	24,078	2	24,078	14	14	6.4	132	17	0
NG MG Harry C. Ruhl		Army Guard	Towson	1	71,699	1	71,699	7	7	16.3	162	0	0
NG MG William J. Witte Armory		Army Guard	Catonsville	1	29,127	1	29,127	8	8	7.0	170	0	0
NG MTA Camp Fretterd		Army Guard	Reisterstown	62	396,234	62	396,234	587	587	95.6	399	11	65
NG MTA Gunpowder Military Reserva		Army Guard	Glen Arm	19	46,531	19	46,531	253	253	18.0	250	0	9
NG Patuxent River NAS Armory		Army Guard	Lexington Park	0	0	2	30,777	0	12	7.2	69	0	0
NG Pikesville Mil Res		Army Guard	Pikesville	5	152,380	5	152,380	15	15	42.6	318	24	0
<b>* OTHER SITE(S) : 12</b>				<b>15</b>	<b>579,049</b>	<b>15</b>	<b>579,049</b>	<b>71</b>	<b>71</b>	<b>122.9</b>	<b>1,088</b>	<b>167</b>	<b>95</b>
<b>Maryland Total:</b>				<b>195</b>	<b>1,920,292</b>	<b>197</b>	<b>1,951,069</b>	<b>2,285</b>	<b>3,438</b>	<b>458.0</b>	<b>4,049</b>	<b>442</b>	<b>180</b>
<b>Massachusetts</b>													
NG Ayer/Devens		Army Guard	Ayer	11	184,630	11	184,630	64	64	65.5	181	72	0
NG Brockton		Army Guard	Brockton	2	35,222	2	35,222	15	15	10.1	106	10	0
NG Danvers		Army Guard	Danvers	1	22,204	1	22,204	6	6	6.1	51	0	0

\* All Locations that do not meet criteria of at least five (5) Acres AND at least \$5M PRV.

## State/Territories Army National Guard Base Structure Report - As of 30 Sept 2011

SITE	BRAC 2005	COMPONENT	NAME NEAREST CITY	BUILDINGS				STATE OWNED ACRES	TOTAL ACRES	PRV (\$M)	MIL	CIV	OTHER
				STATE OWNED		TOTAL							
				COUNT	SQFT	COUNT	SQFT						
NG Dorchester		Army Guard	Boston	2	40,353	2	40,353	7	7	11.8	182	8	1
NG Florence		Army Guard	Northampton	1	18,772	1	18,772	34	34	5.4	26	0	0
NG Framingham		Army Guard	Framingham	3	51,622	3	51,622	9	9	16.7	245	21	0
NG Methuen		Army Guard	Methuen	3	77,136	3	77,136	6	6	21.3	97	0	0
NG Milford, JFHQ MD, USPFO Whse		Army Guard	Milford	1	256,000	1	256,000	107	107	54.8	636	160	25
NG MTA Camp Curtis Guil		Army Guard	Reading	49	157,578	49	157,578	680	680	52.2	601	21	13
NG Natick, Speen St		Army Guard	Natick	1	55,575	1	55,575	26	26	8.2	0	0	0
NG Newburyport		Army Guard	Newburyport	1	18,025	1	18,025	8	8	6.2	78	0	0
NG Springfield		Army Guard	Springfield	2	43,920	2	43,920	6	6	12.1	178	0	0
NG Westfield		Army Guard	Westfield	2	50,512	2	50,512	7	7	17.1	159	22	0
<b>* OTHER SITE(S) : 40</b>				<b>39</b>	<b>703,352</b>	<b>53</b>	<b>716,582</b>	<b>63</b>	<b>63</b>	<b>193.7</b>	<b>3,456</b>	<b>124</b>	<b>37</b>
<b>Massachusetts Total:</b>				<b>118</b>	<b>1,714,901</b>	<b>132</b>	<b>1,728,131</b>	<b>1,038</b>	<b>1,037</b>	<b>481.2</b>	<b>5,996</b>	<b>438</b>	<b>76</b>

### Michigan

MTC-H Camp Grayling		Army Guard	Grayling	329	1,659,395	329	1,659,395	146,750	146,750	785.8	641	120	43
NG Albion		Army Guard	Albion	1	24,508	1	24,508	9	9	5.4	156	0	1
NG Alma		Army Guard	Alma	1	22,930	1	22,930	35	35	5.7	104	0	0
NG Bay City		Army Guard	Bay City	2	27,898	2	27,898	12	12	8.9	204	0	1
NG Big Rapids		Army Guard	Big Rapids	2	18,969	2	18,969	10	10	5.6	81	0	0
NG Calumet (New)		Army Guard	Calumet	2	38,766	2	38,766	12	12	8.4	0	0	0
NG Detroit Light Guard		Army Guard	Detroit	4	86,011	4	86,011	8	8	25.0	477	3	2
NG Detroit Olympia		Army Guard	Detroit	3	47,191	3	47,191	10	10	13.1	375	0	0
NG Gladstone		Army Guard	Gladstone	3	19,054	3	19,054	5	5	5.5	145	0	1
NG Grand Ledge AASF		Army Guard	Grand Ledge	8	419,275	8	419,275	61	61	135.2	487	55	2
NG Grand Ledge Hangar		Army Guard	Grand Ledge	1	26,304	1	26,304	29	29	12.4	56	10	0
NG Howell		Army Guard	Howell	1	26,121	1	26,121	6	6	8.7	122	0	0
NG Ishpeming		Army Guard	Ishpeming	6	37,254	6	37,254	8	8	8.8	185	20	1
NG Jackson (New)		Army Guard	Jackson	1	44,490	1	44,490	30	30	11.6	0	0	0
NG Kalamazoo		Army Guard	Kalamazoo	4	19,353	4	19,353	43	43	7.0	232	3	0
NG Lansing CSMS		Army Guard	Lansing	9	93,506	9	93,506	18	18	27.3	0	0	0
NG Lansing Headquarters Complex		Army Guard	Lansing	9	514,375	9	514,375	59	59	146.6	169	1	0
NG Lansing USPFO		Army Guard	Lansing	6	78,679	6	78,679	6	6	12.8	0	0	0
NG Manistee		Army Guard	Manistee	1	24,658	1	24,658	5	5	6.5	76	1	0
NG Marquette		Army Guard	Marquette	3	27,324	3	27,324	6	6	7.0	83	4	1
NG Midland		Army Guard	Midland	5	29,142	5	29,142	12	12	9.5	173	13	1

\* All Locations that do not meet criteria of at least five (5) Acres AND at least \$5M PRV.

## State/Territories Army National Guard Base Structure Report - As of 30 Sept 2011

SITE	BRAC 2005	COMPONENT	NAME NEAREST CITY	BUILDINGS				STATE OWNED ACRES	TOTAL ACRES	PRV (\$M)	MIL	CIV	OTHER
				STATE OWNED		TOTAL							
				COUNT	SQFT	COUNT	SQFT						
NG Montague		Army Guard	Montague	3	30,788	3	30,788	10	10	10.9	161	6	1
NG Pontiac		Army Guard	Pontiac	2	28,339	2	28,339	10	10	7.7	171	0	1
NG Saginaw		Army Guard	Saginaw	1	28,286	1	28,286	6	6	7.3	93	0	0
NG Sault Ste Marie		Army Guard	Sault Ste Marie	5	49,956	5	49,956	9	9	9.2	189	11	1
NG Shiawassee		Army Guard	Corunna	1	37,346	1	37,346	13	13	9.6	0	0	0
NG Sturgis		Army Guard	Sturgis	4	23,411	4	23,411	6	6	5.5	56	0	1
NG Taylor		Army Guard	Taylor	5	62,308	5	62,308	17	17	17.2	451	3	1
NG Wyoming		Army Guard	Wyoming	4	107,984	4	107,984	10	10	21.5	648	17	1
NG Ypsilanti		Army Guard	Ypsilanti	4	46,647	4	46,647	9	9	14.7	156	18	1
<b>* OTHER SITE(S) : 26</b>				<b>54</b>	<b>293,611</b>	<b>61</b>	<b>375,610</b>	<b>93</b>	<b>93</b>	<b>116.4</b>	<b>1,599</b>	<b>31</b>	<b>5</b>
<b>Michigan Total:</b>				<b>484</b>	<b>3,993,879</b>	<b>491</b>	<b>4,075,878</b>	<b>147,317</b>	<b>147,317</b>	<b>1,476.5</b>	<b>7,290</b>	<b>316</b>	<b>65</b>

### Minnesota

Camp Ripley		Army Guard	Little Falls	1,295	2,666,239	1,295	2,666,239	52,758	52,759	993.1	2,694	319	510
Faribault Armed Forces Reserve Center (MD)		Army Guard	Faribault	2	64,494	2	64,494	30	30	16.1	0	0	0
NG Albert Lea Armory		Army Guard	Albert Lea	1	28,942	1	28,942	8	8	6.6	84	0	0
NG Austin Armory		Army Guard	Austin	3	23,044	3	23,044	5	5	5.5	297	0	0
NG Bemidji Armory		Army Guard	Bemidji	1	21,288	1	21,288	5	5	5.1	79	0	0
NG Bloomington Armory		Army Guard	Minneapolis	2	42,137	2	42,137	11	11	10.2	442	5	0
NG Brainerd Armory		Army Guard	Brainerd	1	39,112	1	39,112	9	9	9.3	123	2	0
NG Brooklyn Park Armory		Army Guard	Minneapolis	1	28,433	1	28,433	5	5	6.9	187	0	0
NG Cambridge MD		Army Guard	Cambridge	2	57,276	2	57,276	25	25	13.6	0	0	0
NG Cottage Grove Armory		Army Guard	Cottage Grove	1	54,673	1	54,673	7	7	13.1	162	0	0
NG Crookston Armory		Army Guard	Crookston	1	22,064	1	22,064	6	6	5.6	59	0	0
NG Detroit Lakes Armory OMS 5		Army Guard	Detroit Lakes	4	23,909	4	23,909	5	5	5.9	64	8	0
NG Duluth Armory		Army Guard	Duluth	1	43,789	1	43,789	207	207	10.9	365	0	0
NG Hastings Armory		Army Guard	Hastings	2	24,487	2	24,487	7	7	5.3	93	0	0
NG Holman Field AASF		Army Guard	St. Paul	2	109,059	2	109,059	8	8	34.4	415	6	0
NG Hutchinson Armory		Army Guard	Hutchinson	2	23,955	2	23,955	5	5	5.1	1	0	0
NG Inver Grove Heights Armory		Army Guard	Inver Grove Heights	1	42,477	1	42,477	5	5	10.2	6	3	0
NG Jackson Armory		Army Guard	Jackson	3	22,789	3	22,789	25	25	5.0	57	0	0
NG Long Prairie Armory		Army Guard	Long Prairie	3	29,485	3	29,485	5	5	7.0	61	0	0
NG Mankato Armory		Army Guard	Mankato	2	65,160	2	65,160	5	5	12.6	165	5	0
NG Minneapolis Armory		Army Guard	Minneapolis	1	37,013	1	37,013	6	6	9.0	163	10	0
NG Montevideo Armory		Army Guard	Montevideo	1	39,370	1	39,370	44	44	9.4	98	0	0

\* All Locations that do not meet criteria of at least five (5) Acres AND at least \$5M PRV.

## State/Territories Army National Guard Base Structure Report - As of 30 Sept 2011

SITE	BRAC 2005	COMPONENT	NAME NEAREST CITY	BUILDINGS				STATE OWNED ACRES	TOTAL ACRES	PRV (\$M)	MIL	CIV	OTHER
				STATE OWNED		TOTAL							
				COUNT	SQFT	COUNT	SQFT						
NG Moorhead Armory		Army Guard	Moorhead	2	55,928	2	55,928	7	7	11.1	189	2	0
NG Rochester NGA and OMS 2		Army Guard	Rochester	4	40,248	4	40,248	408	408	10.2	367	7	0
NG Rosemount Armory		Army Guard	Rosemount	1	99,522	1	99,522	112	112	23.0	90	9	0
NG Rosemount Maint Facility		Army Guard	Rosemount	1	30,516	1	30,516	44	44	9.7	0	16	0
NG Roseville Armory		Army Guard	St. Paul	2	47,401	2	47,401	7	7	10.9	238	6	0
NG St Cloud AASF		Army Guard	St. Cloud	1	140,625	1	140,625	0	54	54.2	0	0	0
NG St Cloud Armory		Army Guard	St. Cloud	1	40,373	1	40,373	57	57	9.8	500	0	0
<b>* OTHER SITE(S) : 50</b>				60	874,690	67	902,993	1,027	1,030	211.6	4,061	236	0
<b>Minnesota Total:</b>				<b>1,404</b>	<b>4,838,498</b>	<b>1,411</b>	<b>4,866,801</b>	<b>54,853</b>	<b>54,910</b>	<b>1,540.7</b>	<b>11,060</b>	<b>634</b>	<b>510</b>

### Mississippi

NG Amory		Army Guard	Amory	3	33,437	3	33,437	0	12	6.6	88	0	0
NG Batesville		Army Guard	Batesville	2	27,736	2	27,736	0	8	5.4	94	0	0
NG Bay Springs		Army Guard	Bay Springs	4	28,486	4	28,486	0	5	5.4	67	0	0
NG Brookhaven Readiness Center & FMS 3		Army Guard	Brookhaven	5	37,574	5	37,574	0	15	8.1	106	10	0
NG Canton		Army Guard	Canton	3	27,405	3	27,405	0	7	5.2	154	0	0
NG Columbia Readiness Center		Army Guard	Columbia	4	39,882	4	39,882	0	10	10.5	0	0	0
NG Crystal Springs		Army Guard	Crystal Springs	2	32,208	2	32,208	0	13	6.3	81	0	0
NG Decatur FMS 7		Army Guard	Decatur	2	38,698	2	38,698	0	6	9.0	0	21	0
NG Forest		Army Guard	Forest	2	28,188	2	28,188	0	10	5.2	67	0	0
NG Greenville		Army Guard	Greenville	2	34,616	2	34,616	0	20	7.0	96	0	0
NG Greenwood Armory and FMS 6A		Army Guard	Greenwood	6	25,121	6	25,121	0	6	5.0	82	0	0
NG Gulfport AVCRAD		Army Guard	Gulfport	7	165,418	7	165,418	23	54	49.2	584	0	26
NG Hawkins Field		Army Guard	Jackson	7	104,454	7	104,454	0	11	27.0	372	47	1
NG Jackson N.W. St.		Army Guard	Jackson	6	40,701	6	40,701	0	8	8.9	806	136	0
NG Jackson Raymond Road Armory and FMS 9		Army Guard	Jackson	8	81,712	8	81,712	0	17	15.1	267	23	0
NG Kiln Readiness Center		Army Guard	Kiln	2	26,959	2	26,959	0	6	7.2	0	0	0
NG Kosciusko		Army Guard	Kosciusko	3	25,142	3	25,142	0	14	5.8	0	0	0
NG Louisville Armory and FMS 2A		Army Guard	Louisville	4	29,476	4	29,476	0	10	6.0	81	6	0
NG Meridian		Army Guard	Meridian	8	66,597	8	66,597	0	34	21.4	237	36	1
NG Morton		Army Guard	Morton	2	28,706	2	28,706	0	5	5.2	67	0	0
NG Newton		Army Guard	Newton	4	30,274	4	30,274	0	6	5.6	199	0	0
NG Oxford		Army Guard	Oxford	2	70,453	2	70,453	0	21	16.4	67	1	0
NG Poplarville Readiness Center		Army Guard	Poplarville	2	34,030	2	34,030	0	5	8.2	0	0	0
NG Senatobia Armory and FMS 5		Army Guard	Senatobia	3	64,834	3	64,834	0	13	13.3	146	14	0

\* All Locations that do not meet criteria of at least five (5) Acres AND at least \$5M PRV.

## State/Territories Army National Guard Base Structure Report - As of 30 Sept 2011

SITE	BRAC 2005	COMPONENT	NAME NEAREST CITY	BUILDINGS				STATE OWNED ACRES	TOTAL ACRES	PRV (\$M)	MIL	CIV	OTHER
				STATE OWNED		TOTAL							
				COUNT	SQFT	COUNT	SQFT						
NG Southaven Wm		Army Guard	Southaven	0	0	1	27,000	0	16	5.3	249	0	0
NG Starkville		Army Guard	Starkville	5	36,422	5	36,422	0	10	7.1	139	0	0
NG Tago		Army Guard	Jackson	10	106,574	10	106,574	10	10	21.2	275	117	110
NG Tupelo		Army Guard	Tupelo	5	67,640	5	67,640	0	5	12.3	283	66	0
NG Tupelo AASF (New)		Army Guard	Tupelo	3	104,500	3	104,500	0	37	34.2	0	0	0
NG USPFO MS		Army Guard	Pearl	9	120,702	9	120,702	0	35	19.7	0	122	1
NG Vicksburg Station		Army Guard	Vicksburg	5	49,341	5	49,341	10	10	10.0	197	0	0
NG Wiggins Readiness Center		Army Guard	Wiggins	1	26,967	1	26,967	0	6	6.2	0	0	0
NG Winona		Army Guard	Winona	2	28,128	2	28,128	0	12	5.5	53	0	0
St. Martin Readiness Center		Army Guard	Biloxi	2	40,323	2	40,323	9	9	9.5	0	0	0
<b>* OTHER SITE(S) : 69</b>				<b>178</b>	<b>959,552</b>	<b>189</b>	<b>1,022,085</b>	<b>14</b>	<b>347</b>	<b>196.0</b>	<b>4,103</b>	<b>283</b>	<b>1</b>
<b>Mississippi Total:</b>				<b>313</b>	<b>2,662,256</b>	<b>325</b>	<b>2,751,789</b>	<b>66</b>	<b>813</b>	<b>590.2</b>	<b>8,960</b>	<b>882</b>	<b>140</b>
<b>Missouri</b>													
NG Aurora		Army Guard	Aurora	4	25,374	4	25,374	9	9	5.6	182	3	1
NG Columbia		Army Guard	Columbia	2	28,854	2	28,854	10	10	6.2	160	6	1
NG Dexter (New)		Army Guard	Dexter	2	27,808	2	27,808	10	15	6.7	123	1	3
NG Farmington		Army Guard	Farmington	3	23,529	3	23,529	5	5	5.3	73	0	1
NG Festus		Army Guard	Festus	4	39,555	4	39,555	40	40	9.8	164	23	1
NG Harrisonville		Army Guard	Harrisonville	4	24,432	4	24,432	8	8	5.8	173	21	1
NG Jefferson Barracks St Louis		Army Guard	St. Louis	9	313,705	9	313,705	35	35	76.4	900	36	36
NG Jefferson City		Army Guard	Jefferson City	2	47,209	2	47,209	15	15	10.0	310	7	0
NG Jefferson City AASF		Army Guard	Jefferson City	1	29,847	1	29,847	17	17	9.9	83	0	5
NG Joplin		Army Guard	Joplin	2	29,192	2	29,192	5	5	5.9	187	7	4
NG Kansas City		Army Guard	Kansas City	2	103,449	2	103,449	8	8	20.5	640	6	12
NG Lexington		Army Guard	Lexington	3	33,031	3	33,031	5	5	6.8	136	8	1
NG Macon		Army Guard	Macon	4	33,901	4	33,901	10	10	7.0	116	1	1
NG Macon TS		Army Guard	Macon	6	4,257	6	4,257	3,083	3,083	8.6	0	0	0
NG Pierce City (New)		Army Guard	Pierce City	3	30,282	3	30,282	0	10	6.2	119	2	0
NG Poplar Bluff		Army Guard	Poplar Bluff	3	43,181	3	43,181	10	10	9.2	82	26	3
NG Springfield		Army Guard	Springfield	4	60,043	4	60,043	16	16	12.7	802	27	7
NG Springfield AVCRAD		Army Guard	Springfield	6	107,362	8	114,900	0	35	37.6	0	51	38
NG St Joseph		Army Guard	St. Joseph	4	36,290	4	36,290	5	5	8.2	1	20	1
NG Trenton		Army Guard	Trenton	3	22,657	3	22,657	10	10	5.8	173	21	2
NG TS Ike Skelton Jefferson City		Army Guard	Jefferson City	22	483,870	22	483,870	385	385	114.1	889	201	268

\* All Locations that do not meet criteria of at least five (5) Acres AND at least \$5M PRV.

**State/Territories Army National Guard  
Base Structure Report - As of 30 Sept 2011**

SITE	BRAC 2005	COMPONENT	NAME NEAREST CITY	BUILDINGS				STATE OWNED ACRES	TOTAL ACRES	PRV (\$M)	MIL	CIV	OTHER
				STATE OWNED		TOTAL							
				COUNT	SQFT	COUNT	SQFT						
NG Whiteman AFB Knob Noster		Army Guard	Whiteman AFB	0	0	5	80,245	0	44	22.9	371	95	0
* OTHER SITE(S) : 51				98	857,783	110	890,519	167	171	194.1	3,072	161	71
<b>Missouri Total:</b>				<b>191</b>	<b>2,405,611</b>	<b>210</b>	<b>2,526,130</b>	<b>3,853</b>	<b>3,950</b>	<b>595.3</b>	<b>8,756</b>	<b>723</b>	<b>457</b>
<b>Montana</b>													
NG Belgrade RC - FMS05		Army Guard	Belgrade	6	66,675	6	66,675	12	12	16.7	177	7	2
NG Billings FMS 06		Army Guard	Billings	6	20,748	6	20,748	8	8	5.6	0	8	0
NG Billings MD		Army Guard	Billings	4	137,156	4	137,156	21	21	32.5	548	0	1
NG Butte MD		Army Guard	Butte	5	26,354	5	26,354	5	5	7.0	142	0	1
NG Culbertson RC - FMS 04		Army Guard	Culbertson	7	28,150	7	28,150	5	5	7.1	40	4	0
NG Dillon Readiness Center		Army Guard	Dillon	2	31,015	2	31,015	5	5	7.3	0	0	0
NG Great Falls RC (Malmstrom AFB)		Army Guard	Great Falls	0	0	3	33,656	0	10	8.5	95	0	0
NG Havre Readiness Center		Army Guard	Havre	2	31,118	2	31,118	6	6	7.6	73	0	0
NG Helena - Womack RC		Army Guard	Helena	1	20,743	1	20,743	15	15	5.1	0	0	0
NG Kalispell FMS 01-MD		Army Guard	Kalispell	6	72,016	6	72,016	20	20	18.6	264	1	2
NG Libby Readiness Center		Army Guard	Libby	2	19,340	2	19,340	10	10	5.5	38	0	0
NG Missoula MD		Army Guard	Missoula	3	89,420	3	89,420	30	30	20.5	0	0	0
* OTHER SITE(S) : 25				34	147,711	43	171,338	51	247	43.7	421	4	49
<b>Montana Total:</b>				<b>78</b>	<b>690,446</b>	<b>90</b>	<b>747,729</b>	<b>188</b>	<b>394</b>	<b>185.6</b>	<b>1,798</b>	<b>24</b>	<b>55</b>
<b>Nebraska</b>													
NG Ashland FMS 05		Army Guard	Ashland	8	9,770	8	9,770	70	70	8.5	0	0	0
NG Beatrice Armed Forces Reserve Center		Army Guard	Beatrice	1	58,797	1	58,797	0	15	15.0	0	0	0
NG Columbus MD		Army Guard	Columbus	1	47,090	1	47,090	0	20	11.5	0	0	0
NG Grand Island AASF/RC		Army Guard	Grand Island	3	107,194	3	107,194	0	50	35.6	3	59	0
NG Kearney RC/FMS 02		Army Guard	Kearney	6	86,250	6	86,250	29	29	17.1	147	14	0
NG Lincoln 1776 Armory		Army Guard	Lincoln	1	65,532	1	65,532	9	9	14.6	499	81	0
NG Lincoln Complex/FMS 01		Army Guard	Lincoln	17	138,362	17	138,362	14	14	33.3	77	144	41
NG Lincoln CSMS 31/USPFO		Army Guard	Lincoln	6	126,837	6	126,837	18	19	22.2	27	16	0
NG McCook MD		Army Guard	McCook	1	35,387	1	35,387	0	34	9.0	0	0	0
NG Norfolk FMS 07		Army Guard	Norfolk	3	26,718	3	26,718	14	14	7.6	15	13	0
NG North Omaha Readiness Center		Army Guard	Omaha	1	42,771	1	42,771	0	20	9.7	319	0	0
NG Omaha Readiness Center		Army Guard	Omaha	3	55,005	3	55,005	6	6	11.3	407	0	2
* OTHER SITE(S) : 24				40	397,051	43	401,353	44	45	85.8	1,650	32	49
<b>Nebraska Total:</b>				<b>91</b>	<b>1,196,764</b>	<b>94</b>	<b>1,201,066</b>	<b>204</b>	<b>344</b>	<b>281.4</b>	<b>3,144</b>	<b>359</b>	<b>92</b>

\* All Locations that do not meet criteria of at least five (5) Acres AND at least \$5M PRV.



## State/Territories Army National Guard Base Structure Report - As of 30 Sept 2011

SITE	BRAC 2005	COMPONENT	NAME NEAREST CITY	BUILDINGS				STATE OWNED ACRES	TOTAL ACRES	PRV (\$M)	MIL	CIV	OTHER
				STATE OWNED		TOTAL							
				COUNT	SQFT	COUNT	SQFT						
<b>Nevada</b>													
NG Fairview Complex		Army Guard	Carson City	9	200,797	9	200,797	29	29	50.3	353	201	125
NG Floyd Edsall Training Center		Army Guard	Las Vegas	8	117,547	8	117,547	2,344	2,344	34.0	1,111	17	6
NG Harry Reid Training Center		Army Guard	Reno	1	3,300	15	157,027	48	48	69.2	627	64	8
NG Henderson Complex		Army Guard	Henderson	6	29,559	6	29,559	35	35	9.0	188	8	1
NG Lv (Henderson) Readiness Ctr		Army Guard	Las Vegas	2	99,299	2	99,299	50	50	26.9	349	21	3
NG Stead TS		Army Guard	Reno	1	2,400	13	46,906	0	10	15.0	73	2	2
NG TS NAS Fallon Rg B19		Army Guard	Fallon	0	0	3	2,200	0	640	8.0	0	0	0
* OTHER SITE(S) : 12				17	67,753	23	75,297	21	20	22.4	337	5	0
<b>Nevada Total:</b>				<b>44</b>	<b>520,655</b>	<b>79</b>	<b>728,632</b>	<b>2,527</b>	<b>3,176</b>	<b>234.7</b>	<b>3,038</b>	<b>318</b>	<b>145</b>
<b>New Hampshire</b>													
NG Hillsborough Readiness Center		Army Guard	Hillsboro	2	17,043	2	17,043	10	10	19.6	139	6	1
NG Keene Readiness Center		Army Guard	Keene	2	20,353	2	20,353	6	7	5.6	70	0	8
NG Littleton Readiness Center		Army Guard	Littleton	4	31,747	4	31,747	20	20	8.0	58	7	1
NG Manchester Readiness Center		Army Guard	Manchester	2	109,131	2	109,131	8	8	72.6	505	20	3
NG Nashua Readiness Center		Army Guard	Nashua	2	23,082	2	23,082	7	7	6.1	77	0	2
NG New Hampshire AASF		Army Guard	Concord	2	111,691	2	111,691	27	27	84.5	11	0	0
NG New Hampshire TS		Army Guard	Strafford	10	58,740	10	58,740	105	105	19.7	43	2	3
NG Portsmouth Readiness Center		Army Guard	Portsmouth	2	22,432	2	22,432	5	5	6.2	77	0	1
NG Somersworth Readiness Center		Army Guard	Somersworth	3	19,789	3	19,789	6	6	5.3	66	0	1
NG State Military Reservation		Army Guard	Concord	17	306,716	18	317,033	43	43	93.4	410	123	44
* OTHER SITE(S) : 11				16	131,107	18	136,557	59	59	36.4	439	0	2
<b>New Hampshire Total:</b>				<b>62</b>	<b>851,831</b>	<b>65</b>	<b>867,598</b>	<b>296</b>	<b>296</b>	<b>357.6</b>	<b>1,895</b>	<b>158</b>	<b>66</b>
<b>New Jersey</b>													
NG Bordentown 206		Army Guard	Bordentown	3	25,227	3	25,227	10	10	10.8	92	88	1
NG Bordentown CSMS		Army Guard	Bordentown	5	39,372	5	39,372	15	15	12.0	0	0	2
NG Cape May		Army Guard	Cape May Courthouse	4	28,758	4	28,758	21	21	7.9	131	5	2
NG Cherry Hill		Army Guard	Cherry Hill	4	41,986	4	41,986	10	10	11.6	214	0	2
NG Dover		Army Guard	Dover	3	35,183	3	35,183	16	16	8.3	90	0	1
NG Flemington		Army Guard	Flemington	3	25,573	3	25,573	13	13	5.7	86	1	1
NG Hackettstown		Army Guard	Hackettstown	2	19,812	2	19,812	15	15	6.2	0	0	2
NG Lawrenceville		Army Guard	Trenton	11	294,257	11	294,257	75	75	65.4	255	5	17
NG Morristown		Army Guard	Morristown	4	82,652	4	82,652	43	43	26.6	300	4	2

\* All Locations that do not meet criteria of at least five (5) Acres AND at least \$5M PRV.

## State/Territories Army National Guard Base Structure Report - As of 30 Sept 2011

SITE	BRAC 2005	COMPONENT	NAME NEAREST CITY	BUILDINGS				STATE OWNED ACRES	TOTAL ACRES	PRV (\$M)	MIL	CIV	OTHER
				STATE OWNED		TOTAL							
				COUNT	SQFT	COUNT	SQFT						
NG NGTC Sea Girt NJ		Army Guard	Sea Girt	54	311,840	54	311,840	167	167	109.7	585	8	0
NG Riverdale		Army Guard	Riverdale	4	44,045	4	44,045	20	20	12.5	223	1	2
NG Somerset		Army Guard	Somerset	4	8,991	4	8,991	20	20	15.6	142	7	3
NG Teaneck		Army Guard	Teaneck	4	175,845	4	175,845	14	14	46.6	484	14	2
NG Toms River		Army Guard	Toms River	5	33,196	5	33,196	32	32	8.8	95	0	1
NG Trenton Mercer Aviation		Army Guard	Trenton	3	93,723	3	93,723	15	15	32.4	456	65	2
NG Vineland		Army Guard	Vineland	5	48,176	5	48,176	45	45	11.4	126	5	2
NG Washington		Army Guard	Port Murray	2	42,706	2	42,706	17	17	11.3	184	0	3
NG West Orange		Army Guard	West Orange	9	134,721	9	134,721	51	51	37.0	93	0	3
NG Westfield		Army Guard	Westfield	4	79,851	4	79,851	13	13	21.3	265	6	2
<b>* OTHER SITE(S) : 20</b>				<b>46</b>	<b>719,359</b>	<b>49</b>	<b>723,181</b>	<b>114</b>	<b>112</b>	<b>164.0</b>	<b>1,584</b>	<b>5</b>	<b>153</b>
<b>New Jersey Total:</b>				<b>179</b>	<b>2,285,273</b>	<b>182</b>	<b>2,289,095</b>	<b>726</b>	<b>725</b>	<b>625.1</b>	<b>5,405</b>	<b>214</b>	<b>203</b>
<b><u>New Mexico</u></b>													
NG Albuquerque		Army Guard	Albuquerque	5	79,172	5	79,172	17	17	18.0	406	9	0
NG Bataan Memorial Museum		Army Guard	Santa Fe	3	186,256	3	186,256	8	8	28.2	0	0	2
NG Belen		Army Guard	Belen	1	29,205	1	29,205	11	11	6.2	91	0	0
NG Clovis		Army Guard	Clovis	5	35,761	5	35,761	12	12	8.8	61	6	0
NG Espanola		Army Guard	Espanola	1	24,100	1	24,100	12	12	5.3	52	0	15
NG Las Cruces		Army Guard	Las Cruces	3	52,969	4	55,969	43	43	13.3	351	8	0
NG Las Vegas Camp Luna TS		Army Guard	Las Vegas	1	27,300	1	27,300	0	133	6.3	75	0	1
NG Portales		Army Guard	Portales	2	24,300	2	24,300	42	42	5.6	43	0	0
NG Rio Rancho TS		Army Guard	Rio Rancho	16	113,853	16	113,853	0	120	27.2	440	9	2
NG Roswell De Bremond TS		Army Guard	Roswell	3	37,869	9	66,949	0	43	18.5	0	0	124
NG Santa Fe - Odate Complex TS		Army Guard	Santa Fe	23	339,769	23	339,769	313	313	94.6	511	210	3
NG Santa Fe AASF		Army Guard	Santa Fe	2	28,322	3	28,442	0	17	8.2	118	42	2
NG Springer		Army Guard	Springer	3	30,479	3	30,479	40	40	6.9	57	6	0
NG Taos		Army Guard	Ranches Of Taos	1	27,300	1	27,300	10	10	6.4	75	0	0
<b>* OTHER SITE(S) : 23</b>				<b>29</b>	<b>338,837</b>	<b>36</b>	<b>358,310</b>	<b>264</b>	<b>279</b>	<b>145.4</b>	<b>1,093</b>	<b>8</b>	<b>20</b>
<b>New Mexico Total:</b>				<b>98</b>	<b>1,375,492</b>	<b>113</b>	<b>1,427,165</b>	<b>772</b>	<b>1,100</b>	<b>398.9</b>	<b>3,373</b>	<b>298</b>	<b>169</b>
<b><u>New York</u></b>													
Camp Smith		Army Guard	Peekskill	56	510,464	56	510,464	1,614	1,614	149.9	265	50	45
NG Albany AASF 3		Army Guard	Albany	3	37,284	3	37,284	22	22	13.7	0	0	0
NG Auburn RC OMS 4		Army Guard	Auburn	3	61,388	3	61,388	13	13	15.8	276	6	3

\* All Locations that do not meet criteria of at least five (5) Acres AND at least \$5M PRV.

## State/Territories Army National Guard Base Structure Report - As of 30 Sept 2011

SITE	BRAC 2005	COMPONENT	NAME NEAREST CITY	BUILDINGS				STATE OWNED ACRES	TOTAL ACRES	PRV (\$M)	MIL	CIV	OTHER
				STATE OWNED		TOTAL							
				COUNT	SQFT	COUNT	SQFT						
NG DMNA HQ OMS19		Army Guard	Latham	3	184,480	3	184,480	42	42	47.3	1,284	212	159
NG Geneseo RC OMS 3		Army Guard	Geneseo	2	52,629	2	52,629	18	18	11.7	84	6	0
NG Guilderland TS		Army Guard	Guilderland	6	8,958	6	8,958	238	238	5.3	0	0	0
NG Hancock Field RC OMS 5		Army Guard	Syracuse	0	0	4	122,460	0	30	28.0	388	1	4
NG Horseheads Readiness Center		Army Guard	Horseheads	1	25,129	1	25,129	14	14	6.3	114	0	1
NG Ithaca Readiness Center		Army Guard	Ithaca	1	26,965	1	26,965	8	8	6.5	83	0	0
NG Kingston RC OMS 7		Army Guard	Kingston	4	124,651	4	124,651	19	19	33.2	193	8	3
NG Leeds Readiness Center		Army Guard	Leeds	1	34,302	1	34,302	94	94	8.1	52	0	1
NG Masten Ave RC OMS 1		Army Guard	Buffalo	4	300,854	4	300,854	10	10	72.7	495	13	3
NG Orangeburg Readiness Center		Army Guard	Orangeburg	1	25,747	1	25,747	14	14	6.0	145	0	0
NG Peekskill Readiness Center		Army Guard	Peekskill	2	72,314	2	72,314	22	22	19.4	111	0	0
NG Queensbury Readiness Center		Army Guard	Queensbury	3	59,289	3	59,289	15	15	13.9	0	0	0
NG Riverhead Readiness Center		Army Guard	Riverhead	1	0	1	0	6	6	8.5	0	0	0
NG Rochester RC OMS 11		Army Guard	Rochester	3	185,214	3	185,214	0	25	52.5	563	107	0
NG Ronkonkoma Readiness Ctr OMS		Army Guard	Ronkonkoma	2	73,876	2	73,876	0	20	28.3	306	53	0
NG Saranac Lake Readiness Center		Army Guard	Saranac Lake	1	20,784	1	20,784	29	29	5.4	51	0	0
NG Staten Island RC OMS 14		Army Guard	New York City	4	79,990	4	79,990	20	20	21.3	0	0	0
NG Troy Glenmore Road RC OMS 17		Army Guard	Troy	3	73,106	3	73,106	13	13	17.0	420	14	0
NG Troy South Lake Readiness Ctr		Army Guard	Troy	3	21,223	3	21,223	6	6	5.0	50	0	0
NG Utica Readiness Center OMS 6		Army Guard	Utica	3	126,130	3	126,130	20	20	30.8	394	17	0
<b>* OTHER SITE(S) : 37</b>				<b>45</b>	<b>1,772,779</b>	<b>49</b>	<b>1,791,120</b>	<b>232</b>	<b>250</b>	<b>715.5</b>	<b>3,679</b>	<b>61</b>	<b>52</b>
<b>New York Total:</b>				<b>155</b>	<b>3,877,556</b>	<b>163</b>	<b>4,018,357</b>	<b>2,469</b>	<b>2,562</b>	<b>1,321.8</b>	<b>8,953</b>	<b>548</b>	<b>271</b>

### North Carolina

MTA Camp Butner		Army Guard	Stem	91	69,769	91	69,769	4,800	4,800	27.5	0	0	0
NG Butner		Army Guard	Butner	3	21,005	3	21,005	27	27	5.2	88	22	0
NG Charlotte Consolidated Site		Army Guard	Charlotte	6	100,848	6	100,848	10	10	20.0	380	25	44
NG Clinton Armory		Army Guard	Clinton	2	33,981	2	33,981	20	20	6.8	151	4	0
NG Concord		Army Guard	Concord	2	27,554	2	27,554	20	20	5.7	128	10	0
NG Durham		Army Guard	Durham	3	52,046	3	52,046	5	5	9.5	264	0	0
NG Fayetteville		Army Guard	Fayetteville	3	35,899	3	35,899	44	44	7.3	206	12	0
NG Goldsboro Armory		Army Guard	Goldsboro	4	37,613	4	37,613	9	9	7.4	176	13	0
NG Greensboro		Army Guard	Greensboro	7	39,608	7	39,608	14	14	7.7	373	11	0
NG High Point		Army Guard	Highpoint	7	32,295	7	32,295	9	9	6.5	199	10	0
NG Kinston		Army Guard	Kinston	6	52,629	6	52,629	35	35	11.2	218	16	0

\* All Locations that do not meet criteria of at least five (5) Acres AND at least \$5M PRV.

**State/Territories Army National Guard  
Base Structure Report - As of 30 Sept 2011**

SITE	BRAC 2005	COMPONENT	NAME NEAREST CITY	BUILDINGS				STATE OWNED ACRES	TOTAL ACRES	PRV (\$M)	MIL	CIV	OTHER
				STATE OWNED		TOTAL							
				COUNT	SQFT	COUNT	SQFT						
NG Morrisville		Army Guard	Morrisville	6	174,777	7	175,527	35	35	55.7	664	108	5
NG MTA Fort Fisher AFS		Army Guard	Kure Beach	0	0	10	50,011	0	8	11.2	0	0	7
NG Raleigh		Army Guard	Raleigh	18	306,495	21	310,815	69	69	53.6	708	346	45
NG Reidsville		Army Guard	Reidsville	2	20,372	2	20,372	7	7	6.3	124	0	0
NG Tarheel Challenge Academy		Army Guard	Salemberg	5	30,540	5	30,540	10	10	6.4	0	0	63
<b>* OTHER SITE(S) : 79</b>				144	1,297,040	144	1,297,040	414	414	250.8	5,810	108	4
<b>North Carolina Total:</b>				<b>309</b>	<b>2,332,471</b>	<b>323</b>	<b>2,387,552</b>	<b>5,528</b>	<b>5,535</b>	<b>498.7</b>	<b>9,489</b>	<b>685</b>	<b>168</b>
<b>North Dakota</b>													
Camp Grafton		Army Guard	Devils Lake	334	910,159	334	910,159	10,677	12,923	292.2	586	56	50
NG Bismarck AASF Complex		Army Guard	Bismarck	4	157,219	4	157,219	0	34	46.8	169	37	4
NG Bismarck Fraire Barracks		Army Guard	Bismarck	12	138,865	12	138,865	21	21	37.8	46	54	112
NG Bismarck RJB Complex		Army Guard	Bismarck	7	214,197	7	214,197	89	89	50.2	778	176	8
NG Fargo MD		Army Guard	Fargo	2	131,431	2	131,431	19	19	31.8	756	4	6
NG Grand Forks Complex		Army Guard	Grand Forks	3	41,462	3	41,462	25	25	11.2	0	13	0
NG Minot FMS1		Army Guard	Minot	2	69,242	2	69,242	15	15	15.1	0	0	0
NG Wahpeton MD		Army Guard	Wahpeton	2	91,887	2	91,887	18	18	20.2	181	0	3
<b>* OTHER SITE(S) : 33</b>				16	45,075	43	415,990	326	361	97.1	1,021	35	1
<b>North Dakota Total:</b>				<b>382</b>	<b>1,799,537</b>	<b>409</b>	<b>2,170,452</b>	<b>11,190</b>	<b>13,504</b>	<b>602.6</b>	<b>3,537</b>	<b>375</b>	<b>184</b>
<b>Ohio</b>													
Camp Perry TS (CTC)		Army Guard	Port Clinton	523	791,854	523	791,854	519	519	234.1	218	48	52
NG Beightler Armory		Army Guard	Columbus	3	160,525	3	160,525	51	51	31.2	844	241	85
NG Bowling Green		Army Guard	Bowling Green	1	85,281	1	85,281	17	17	17.5	133	0	1
NG Cleveland		Army Guard	Brook Park	4	36,040	4	36,040	5	5	6.1	187	14	1
NG Cleveland Green Road		Army Guard	Cleveland	4	55,404	4	55,404	14	14	9.9	551	13	1
NG Columbus (Howey)		Army Guard	Columbus	3	42,067	3	42,067	9	9	8.7	135	24	1
NG Coshocton		Army Guard	Coshocton	2	26,195	2	26,195	0	20	5.8	130	1	1
NG Green		Army Guard	Green	11	187,854	11	187,854	42	42	64.9	647	54	2
NG Hamilton		Army Guard	Hamilton	3	51,435	3	51,435	10	10	9.9	239	17	1
NG Kettering		Army Guard	Dayton	4	54,576	4	54,576	10	10	9.2	467	13	2
NG Mansfield		Army Guard	Mansfield	4	27,624	4	27,624	5	5	6.2	20	9	1
NG Marion		Army Guard	Marion	1	19,628	1	19,628	32	32	5.9	97	0	1
NG Marysville TACC		Army Guard	Marysville	2	53,289	2	53,289	0	16	11.8	0	0	0
NG Medina		Army Guard	Medina	2	49,871	2	49,871	16	16	7.7	91	0	1

\* All Locations that do not meet criteria of at least five (5) Acres AND at least \$5M PRV.

**State/Territories Army National Guard  
Base Structure Report - As of 30 Sept 2011**

SITE	BRAC 2005	COMPONENT	NAME NEAREST CITY	BUILDINGS				STATE OWNED ACRES	TOTAL ACRES	PRV (\$M)	MIL	CIV	OTHER
				STATE OWNED		TOTAL							
				COUNT	SQFT	COUNT	SQFT						
NG Middletown		Army Guard	Middletown	4	38,066	4	38,066	5	5	6.7	233	1	1
NG Newark		Army Guard	Newark	17	250,939	17	250,939	23	23	36.4	235	13	3
NG Stow		Army Guard	Stow	3	56,019	3	56,019	15	15	11.6	513	16	1
NG Walbridge		Army Guard	Walbridge	3	65,917	3	65,917	16	16	11.5	528	15	1
NG Woodlawn		Army Guard	Cincinnati	4	114,162	4	114,162	17	17	22.5	462	6	2
NG Youngstown (Austin Town)		Army Guard	Youngstown	5	45,260	5	45,260	15	15	6.8	264	9	2
<b>* OTHER SITE(S) : 33</b>				<b>82</b>	<b>456,299</b>	<b>92</b>	<b>466,407</b>	<b>214</b>	<b>214</b>	<b>87.8</b>	<b>2,527</b>	<b>30</b>	<b>18</b>
<b>Ohio Total:</b>				<b>685</b>	<b>2,668,305</b>	<b>695</b>	<b>2,678,413</b>	<b>1,035</b>	<b>1,071</b>	<b>612.3</b>	<b>8,521</b>	<b>524</b>	<b>178</b>

**Oklahoma**

Muskogee MD		Army Guard	Muskogee	3	92,087	3	92,087	59	59	22.2	0	0	0
NG Ada Readiness Center		Army Guard	Ada	1	23,584	1	23,584	12	12	5.6	0	0	0
NG Ardmore Readiness Center		Army Guard	Ardmore	5	36,415	5	36,415	8	8	7.8	217	1	0
NG Broken Arrow Readiness Center		Army Guard	Broken Arrow	1	25,167	1	25,167	10	10	5.1	426	0	0
NG Edmond Readiness Center		Army Guard	Edmond	1	25,498	1	25,498	10	10	5.5	136	0	0
NG Enid Readiness Center		Army Guard	Enid	1	43,173	1	43,173	6	6	9.3	259	0	1
NG Lexington AASF 1		Army Guard	Lexington	10	82,466	10	82,466	308	308	48.4	65	53	5
NG Norman CSMS		Army Guard	Norman	1	96,560	1	96,560	101	101	22.4	918	91	1
NG Oklahoma Military Department		Army Guard	Oklahoma City	15	209,950	15	209,950	58	58	45.5	459	210	80
NG Okmulgee Readiness Center		Army Guard	Okmulgee	1	24,656	1	24,656	10	10	5.2	90	10	0
NG Pryor Readiness Center		Army Guard	Pryor	40	194,357	40	194,357	617	617	46.8	0	0	68
NG Sand Springs MD		Army Guard	Tulsa	5	114,991	5	114,991	15	15	24.9	728	1	4
NG Tulsa AASF 2		Army Guard	Tulsa	4	52,167	4	52,167	33	33	24.7	43	0	0
NG Tulsa Mingo Valley Readiness Center		Army Guard	Tulsa	2	41,197	2	41,197	7	7	7.6	366	70	13
Stillwater		Army Guard	Stillwater	1	25,075	1	25,075	5	5	7.2	0	0	0
<b>* OTHER SITE(S) : 34</b>				<b>67</b>	<b>1,116,053</b>	<b>67</b>	<b>1,116,053</b>	<b>172</b>	<b>181</b>	<b>270.4</b>	<b>2,382</b>	<b>49</b>	<b>0</b>
<b>Oklahoma Total:</b>				<b>158</b>	<b>2,203,396</b>	<b>158</b>	<b>2,203,396</b>	<b>1,431</b>	<b>1,439</b>	<b>558.6</b>	<b>6,089</b>	<b>485</b>	<b>172</b>

**Oregon**

Christmas Valley Radar Site		Army Guard	Christmas Valley	4	45,760	4	45,760	326	395	5.5	0	0	0
MTA Camp Rilea		Army Guard	Warrenton	115	452,597	115	452,597	1,800	1,801	162.8	423	38	146
NG Albany Armory		Army Guard	Albany	4	22,872	4	22,872	5	5	5.5	97	4	1
NG Anderson Readiness Center		Army Guard	Salem	2	121,385	2	121,385	14	14	30.3	353	27	130
NG Ashland Armory		Army Guard	Ashland	2	27,082	2	27,082	5	5	7.1	231	0	1
NG Bill Healey Armory		Army Guard	Bend	2	40,556	2	40,556	6	6	9.9	223	0	4

\* All Locations that do not meet criteria of at least five (5) Acres AND at least \$5M PRV.

## State/Territories Army National Guard Base Structure Report - As of 30 Sept 2011

SITE	BRAC 2005	COMPONENT	NAME NEAREST CITY	BUILDINGS				STATE OWNED ACRES	TOTAL ACRES	PRV (\$M)	MIL	CIV	OTHER
				STATE OWNED		TOTAL							
				COUNT	SQFT	COUNT	SQFT						
NG Camp Withycombe Clackamas		Army Guard	Clackamas	35	617,700	35	617,700	234	234	138.9	280	201	103
NG Central Oregon Readiness Ctr		Army Guard	Prineville	2	32,971	2	32,971	39	39	7.7	90	0	1
NG Coos Bay Armory		Army Guard	Coos Bay	3	26,167	3	26,167	5	5	6.4	96	1	1
NG Grants Pass Armory		Army Guard	Grants Pass	4	19,153	4	19,153	6	6	5.0	85	0	0
NG Hermiston Armory		Army Guard	Hermiston	2	24,106	2	24,106	7	7	6.3	110	0	1
NG JFHQ Owen Summers Bldg		Army Guard	Salem	1	85,680	1	85,680	14	14	21.1	376	155	63
NG Kliever Memorial Armory		Army Guard	Portland	9	96,445	9	96,445	14	14	20.1	356	17	2
NG Lagrande Armory		Army Guard	La Grande	1	42,352	1	42,352	7	7	10.2	151	0	2
NG Lane County MD/Fms		Army Guard	Springfield	5	202,826	5	202,826	22	22	48.0	848	7	241
NG Maison Armory		Army Guard	Portland	6	47,303	6	47,303	7	7	10.8	237	6	3
NG McMinnville Armory		Army Guard	McMinnville	4	28,741	4	28,741	5	5	5.9	102	0	0
NG McNary Field Salem AASF		Army Guard	Salem	9	129,496	9	129,496	74	78	61.6	273	36	5
NG Medford Armory FMS		Army Guard	Medford	3	46,321	3	46,321	6	6	10.9	233	12	2
NG Ontario Readiness Center		Army Guard	Ontario	1	36,600	1	36,600	7	7	9.3	0	0	0
NG Orarng Regional Trng Institute		Army Guard	Monmouth	2	71,700	2	71,700	5	5	17.8	114	6	1
NG Pendleton AASF		Army Guard	Pendleton	5	55,159	5	55,159	9	9	21.7	0	28	6
NG Pendleton Armory		Army Guard	Pendleton	2	33,598	2	33,598	14	14	8.7	238	0	1
NG Redmond Coutes		Army Guard	Redmond	9	26,975	9	26,975	42	44,027	15.6	0	0	0
NG Richard A Miller Armory		Army Guard	Forest Grove	3	39,801	3	39,801	5	5	9.4	213	4	1
NG Roseburg Armory		Army Guard	Roseburg	3	21,354	3	21,354	5	5	5.1	137	0	1
NG Salem Armory		Army Guard	Salem	3	55,621	3	55,621	7	7	12.2	190	0	5
NG Salem FMS		Army Guard	Salem	6	31,717	6	31,717	8	8	7.9	0	17	0
<b>* OTHER SITE(S) : 34</b>				56	412,203	65	421,147	43	19,237	98.2	1,513	34	12
<b>Oregon Total:</b>				<b>303</b>	<b>2,894,241</b>	<b>312</b>	<b>2,903,185</b>	<b>2,741</b>	<b>65,993</b>	<b>779.8</b>	<b>6,969</b>	<b>593</b>	<b>733</b>

### Pennsylvania

Fort Indiantown Gap Area 0		Army Guard	Annville	1	77,635	1	77,635	10	10	18.1	0	0	0
Graterford FMS		Army Guard	Graterford	2	27,000	2	27,000	53	53	9.1	0	0	0
Huntingdon Readiness Center		Army Guard	Huntingdon	1	28,298	1	28,298	12	12	7.5	0	0	0
NG Altoona		Army Guard	Altoona	5	39,000	5	39,000	10	10	8.2	167	0	1
NG Beaver Falls		Army Guard	Beaver Falls	2	30,627	2	30,627	10	10	7.6	0	0	0
NG Butler		Army Guard	Butler	3	37,655	3	37,655	10	10	8.9	167	5	1
NG Cambridge Springs		Army Guard	Cambridge Spgs	3	86,550	3	86,550	100	100	21.6	0	0	0
NG Carlisle		Army Guard	Carlisle	7	85,312	7	85,312	36	36	20.7	138	7	1
NG Clearfield		Army Guard	Clearfield	3	32,088	3	32,088	27	27	8.1	144	3	1

\* All Locations that do not meet criteria of at least five (5) Acres AND at least \$5M PRV.

## State/Territories Army National Guard Base Structure Report - As of 30 Sept 2011

SITE	BRAC 2005	COMPONENT	NAME NEAREST CITY	BUILDINGS				STATE OWNED ACRES	TOTAL ACRES	PRV (\$M)	MIL	CIV	OTHER
				STATE OWNED		TOTAL							
				COUNT	SQFT	COUNT	SQFT						
NG Connellsville, Petersburg Rd		Army Guard	Connellsville	2	23,288	2	23,288	15	15	5.6	84	0	0
NG Easton - proposed		Army Guard	Easton	2	60,350	2	60,350	22	22	16.4	0	0	0
NG Elizabethtown Readiness Center		Army Guard	Elizabethtown	5	88,187	5	88,187	36	36	25.9	0	0	0
NG Ford City Readiness Center		Army Guard	Ford City	1	24,382	1	24,382	10	10	6.0	90	0	1
NG Fort Indiantown Gap Area 17		Army Guard	Annville	8	26,475	8	26,475	108	108	5.1	0	0	0
NG Harrisburg		Army Guard	Harrisburg	14	115,405	14	115,405	32	32	29.2	15	29	4
NG Hazleton		Army Guard	Hazleton	1	23,495	1	23,495	5	5	5.5	92	0	0
NG Honesdale		Army Guard	Honesdale	3	23,571	3	23,571	10	10	5.6	139	0	1
NG Indiana		Army Guard	Indiana	1	26,365	1	26,365	14	14	6.5	131	0	1
NG Johnstown Airport		Army Guard	Johnstown	3	66,550	3	66,550	8	8	14.2	486	12	1
NG Johnstown FMS 33		Army Guard	Johnstown	1	23,558	1	23,558	10	10	6.6	274	99	1
NG Johnstown Walters		Army Guard	Johnstown	4	34,445	4	34,445	15	15	8.6	129	10	1
NG Kutztown		Army Guard	Kutztown	1	32,489	1	32,489	7	7	8.1	167	0	1
NG Latrobe/Torrance		Army Guard	Latrobe	2	30,166	2	30,166	14	14	7.3	74	0	1
NG Lebanon		Army Guard	Lebanon	1	38,870	1	38,870	10	10	9.9	298	0	1
NG Lehighton		Army Guard	Lehighton	7	27,929	7	27,929	5	5	6.9	97	3	1
NG Lewisburg		Army Guard	Lewisburg	4	35,216	4	35,216	13	13	8.6	246	3	4
NG Lewistown		Army Guard	Lewistown	3	48,237	3	48,237	23	23	12.2	0	0	0
NG Lock Haven		Army Guard	Lock Haven	6	46,827	6	46,827	49	49	11.1	432	15	2
NG Mansfield/Wellsboro		Army Guard	Wellsboro	1	25,499	1	25,499	12	12	5.9	67	0	0
NG Mckean Co Readiness Center		Army Guard	Lewis Run	1	27,730	1	27,730	23	23	6.8	0	0	0
NG Mount Pleasant		Army Guard	Mount Pleasant	1	37,930	1	37,930	11	11	9.8	213	3	1
NG New Castle		Army Guard	New Castle	4	29,053	4	29,053	7	7	6.6	106	10	1
NG New Milford		Army Guard	New Milford	1	25,614	1	25,614	19	19	6.2	98	0	0
NG Philadelphia Southampton		Army Guard	Philadelphia	6	168,413	6	168,413	10	11	46.1	1,058	20	2
NG Phoenixville		Army Guard	Phoenixville	6	30,203	6	30,203	11	11	7.0	178	10	1
NG Pittsburgh Crane Armory		Army Guard	Pittsburgh	4	32,623	4	32,623	10	10	6.8	171	12	1
NG Plymouth Meeting		Army Guard	Plymouth Meeting	2	42,035	2	42,035	20	20	11.4	209	6	1
NG Punxsutawney		Army Guard	Punxsutawney	4	31,182	4	31,182	19	19	7.1	73	0	1
NG Reading		Army Guard	Reading	3	32,969	3	32,969	17	17	8.5	123	0	1
NG Scranton/Taylor NE Reg Mnt Ctr		Army Guard	Taylor	5	27,627	5	27,627	10	10	8.1	0	25	1
NG Somerset Friedens		Army Guard	Friedens	2	21,386	2	21,386	29	29	5.3	0	0	1
NG Spring City Readiness Center		Army Guard	Spring City	3	34,470	3	34,470	57	57	8.5	166	0	1
NG Washington		Army Guard	Washington	1	45,774	1	45,774	10	11	10.8	227	2	1
NG Wilkes Barre/ Kingston		Army Guard	Kingston	5	102,666	5	102,666	13	13	24.1	267	8	1

\* All Locations that do not meet criteria of at least five (5) Acres AND at least \$5M PRV.

## State/Territories Army National Guard Base Structure Report - As of 30 Sept 2011

SITE	BRAC 2005	COMPONENT	NAME NEAREST CITY	BUILDINGS				STATE OWNED ACRES	TOTAL ACRES	PRV (\$M)	MIL	CIV	OTHER
				STATE OWNED		TOTAL							
				COUNT	SQFT	COUNT	SQFT						
NG Williamsport		Army Guard	Williamsport	11	93,829	11	93,829	16	16	21.7	251	15	2
NG Williamstown		Army Guard	Williamstown	1	20,000	1	20,000	6	6	5.1	122	0	1
South Mountain Readiness Center		Army Guard	Fayetteville	1	27,660	1	27,660	30	30	6.6	0	0	0
Waynesburg Readiness Center		Army Guard	Waynesburg	2	38,382	2	38,382	18	18	9.5	0	0	0
<b>* OTHER SITE(S) : 51</b>				142	977,199	149	1,021,081	508	508	245.2	4,425	108	32
<b>Pennsylvania Total:</b>				<b>302</b>	<b>3,112,214</b>	<b>309</b>	<b>3,156,096</b>	<b>1,530</b>	<b>1,529</b>	<b>775.9</b>	<b>11,124</b>	<b>405</b>	<b>73</b>
<b><u>Puerto Rico</u></b>													
NG Arecibo Readiness Center		Army Guard	Arecibo	2	25,237	2	25,237	7	7	6.7	173	1	0
NG Army Aviation Support Facility		Army Guard	San German	5	47,426	5	47,426	14	14	20.7	0	0	0
NG Arroyo Readiness Center		Army Guard	Arroyo	2	30,740	2	30,740	5	5	8.3	216	0	0
NG Caguas Readiness Center		Army Guard	Caguas	4	21,077	4	21,077	5	5	6.2	175	0	0
NG Cayey Readiness Center		Army Guard	Cayey	2	20,100	2	20,100	5	5	5.9	303	1	0
NG Coamo Readiness Center		Army Guard	Villalba	1	21,059	1	21,059	5	5	5.5	134	1	0
NG Gurabo Readiness Center		Army Guard	Gurabo	4	26,002	4	26,002	13	13	7.2	107	28	0
NG Hangar 21 Readiness Center		Army Guard	San Juan	0	0	2	24,880	23	23	21.4	264	2	0
NG Hato Rey Readiness Center		Army Guard	San Juan	8	56,429	8	56,429	11	11	16.3	458	16	0
NG Juana Diaz Readiness Center		Army Guard	Juana Diaz	1	22,745	1	22,745	19	19	6.0	0	0	0
NG Mayaguez Readiness Center		Army Guard	Mayaguez	3	36,621	3	36,621	6	6	9.7	306	19	0
NG Peñuelas Readiness Center		Army Guard	Penuelas, Penuelas	3	19,235	3	19,235	5	5	5.5	82	0	0
NG Ponce Readiness Center		Army Guard	Ponce	4	21,812	4	21,812	5	5	5.1	83	2	0
NG Toa Baja Readiness Center		Army Guard	Bayamon, Bayamon	2	30,797	2	30,797	5	5	8.1	239	0	0
NG Vega Baja Readiness Center		Army Guard	Vega Baja	5	56,137	6	56,137	15	15	15.4	553	2	0
<b>* OTHER SITE(S) : 13</b>				17	288,815	21	313,762	53	57	83.7	2,116	288	63
<b>Puerto Rico Total:</b>				<b>63</b>	<b>724,232</b>	<b>70</b>	<b>774,059</b>	<b>196</b>	<b>200</b>	<b>231.6</b>	<b>5,209</b>	<b>360</b>	<b>63</b>
<b><u>Rhode Island</u></b>													
NG Armory of Mounted Commands		Army Guard	Providence	2	172,790	2	172,790	6	6	33.9	207	2	68
NG Bristol		Army Guard	Bristol	2	27,537	2	27,537	5	5	5.9	105	0	0
NG Middletown Armory		Army Guard	Middletown	1	18,620	1	18,620	6	6	5.2	99	0	0
NG Quonset Point		Army Guard	North Kingstown	5	161,985	5	161,985	8	9	56.6	250	49	0
NG TS Camp Varnum		Army Guard	Narragansett	26	42,519	26	42,519	34	34	13.1	41	0	0
<b>* OTHER SITE(S) : 8</b>				8	91,055	14	128,830	10	10	32.6	521	121	46
<b>Rhode Island Total:</b>				<b>44</b>	<b>514,506</b>	<b>50</b>	<b>552,281</b>	<b>69</b>	<b>70</b>	<b>147.2</b>	<b>1,223</b>	<b>172</b>	<b>114</b>

\* All Locations that do not meet criteria of at least five (5) Acres AND at least \$5M PRV.



## State/Territories Army National Guard Base Structure Report - As of 30 Sept 2011

SITE	BRAC 2005	COMPONENT	NAME NEAREST CITY	BUILDINGS				STATE OWNED ACRES	TOTAL ACRES	PRV (\$M)	MIL	CIV	OTHER
				STATE OWNED		TOTAL							
				COUNT	SQFT	COUNT	SQFT						
<b>South Carolina</b>													
Charleston Readiness Center		Army Guard	Charleston	1	89,336	1	89,336	0	8	18.9	0	0	0
NG Anderson Lease Facility		Army Guard	Anderson	3	83,454	3	83,454	12	12	15.6	336	12	2
NG Beaufort Readiness Center		Army Guard	Beaufort	0	0	4	34,994	0	17	8.7	170	0	0
NG Camden Armory		Army Guard	Camden	6	33,750	6	33,750	10	10	5.8	123	0	0
NG Columbia Armory		Army Guard	Columbia	22	259,843	29	270,733	25	25	45.4	770	120	17
NG Columbia TAG		Army Guard	Columbia	1	54,888	1	54,888	6	6	10.3	15	0	68
NG Eastover Armory		Army Guard	Eastover	4	24,679	6	50,505	10	26	9.9	436	0	0
NG Edgefield Armory & OMS 6		Army Guard	Edgefield	17	41,381	17	41,381	10	10	8.1	175	20	1
NG Florence Armory & OMS 12		Army Guard	Florence	14	32,352	14	32,352	9	9	6.9	73	7	0
NG Fountain Inn Armory		Army Guard	Fountain Inn	5	37,478	5	37,478	38	38	7.1	140	0	0
NG Greenville Armory & OMS 2		Army Guard	Greenville	10	34,655	10	34,655	8	8	7.0	90	18	0
NG Greenwood Armory & OMS 4		Army Guard	Greenwood	14	36,936	14	36,936	11	11	7.1	147	13	0
NG Greer Armory		Army Guard	Greer	10	39,103	10	39,103	10	10	8.0	213	0	0
NG Hartsville Armory and OMS 11		Army Guard	Hartsville	10	32,909	10	32,909	10	10	6.9	88	11	0
NG Hodges Armory		Army Guard	Hodges	7	39,933	7	39,933	48	48	7.6	147	0	0
NG Lancaster Armory		Army Guard	Lancaster	8	29,552	8	29,552	12	12	6.1	123	0	0
NG Manning Armory		Army Guard	Manning	2	26,060	2	26,060	10	10	5.6	89	0	0
NG McEntire ANGS		Army Guard	Eastover	0	0	28	321,462	0	208	92.7	563	151	61
NG Mt Pleasant Armory		Army Guard	Mt Pleasant	8	31,833	8	31,833	6	6	6.6	131	0	1
NG Mullins Armory & OMS 15		Army Guard	Mullins	6	38,844	6	38,844	10	10	7.4	213	0	0
NG Newberry Armory		Army Guard	Newberry	6	41,547	6	41,547	11	11	8.1	91	0	0
NG North Charleston Armory		Army Guard	North Charleston	10	41,754	10	41,754	15	15	9.2	457	0	2
NG Orangeburg Armory		Army Guard	Orangeburg	3	33,285	3	33,285	10	11	6.6	157	0	0
NG Pickens Armory and TS		Army Guard	Pickens	5	36,786	5	36,786	33	33	5.9	0	0	25
NG Pine Ridge Armory		Army Guard	West Columbia	6	59,696	6	59,696	48	48	12.1	44	0	50
NG Rock Hill Armory and OMS 5		Army Guard	Rock Hill	14	37,895	14	37,895	12	12	8.5	127	5	0
NG Saluda Armory and OMS 6A		Army Guard	Saluda	8	28,288	8	28,288	7	7	5.4	175	0	0
NG Spartanburg Readiness Center		Army Guard	Spartanburg	3	61,674	3	61,674	12	12	13.4	118	3	0
NG Sumter Armory		Army Guard	Shaw AFB	7	24,621	7	24,621	7	7	5.1	179	0	3
NG Union Armory and OMS 8		Army Guard	Union	8	30,949	8	30,949	10	10	6.8	223	12	0
NG Varnville Armory and OMS 14		Army Guard	Varnville	14	43,583	14	43,583	24	24	8.7	73	17	0
NG W Columbia Armory		Army Guard	West Columbia	4	25,239	4	25,239	14	14	5.0	217	1	1
NG Walterboro Armory		Army Guard	Walterboro	7	29,948	7	29,948	17	17	5.3	104	0	0
<b>* OTHER SITE(S) : 46</b>				<b>139</b>	<b>680,085</b>	<b>148</b>	<b>783,163</b>	<b>254</b>	<b>252</b>	<b>209.9</b>	<b>3,064</b>	<b>23</b>	<b>3</b>

\* All Locations that do not meet criteria of at least five (5) Acres AND at least \$5M PRV.

## State/Territories Army National Guard Base Structure Report - As of 30 Sept 2011

SITE	BRAC 2005	COMPONENT	NAME NEAREST CITY	BUILDINGS				STATE OWNED ACRES	TOTAL ACRES	PRV (\$M)	MIL	CIV	OTHER
				STATE OWNED		TOTAL							
				COUNT	SQFT	COUNT	SQFT						
<b>South Carolina Total:</b>			<b>382</b>	<b>2,142,336</b>	<b>432</b>	<b>2,638,586</b>	<b>719</b>	<b>965</b>	<b>601.5</b>	<b>9,071</b>	<b>413</b>	<b>234</b>	
<b>South Dakota</b>													
Camp Rapid		Army Guard	Rapid City	39	393,710	39	393,710	84	84	94.4	588	141	72
NG Brookings Armory/OMS 8		Army Guard	Brookings	3	30,900	3	30,900	10	10	8.3	137	12	1
NG Madison Armory		Army Guard	Madison	4	27,286	4	27,286	0	10	5.3	82	0	0
NG Mitchell TS		Army Guard	Mitchell	6	132,926	6	132,926	40	110	40.2	236	45	2
NG Mobridge Readiness Center		Army Guard	Mobridge	2	19,717	2	19,717	20	20	7.4	0	0	0
NG Pierre		Army Guard	Pierre	3	23,800	3	23,800	0	6	6.6	172	0	1
NG Range Road Armory		Army Guard	Rapid City	3	36,551	3	36,551	14	14	7.7	203	2	0
NG Rapid City AASF/Armory		Army Guard	Rapid City	3	110,086	3	110,086	1	33	35.3	149	40	1
NG Rapid City CSMS		Army Guard	Rapid City	2	30,514	2	30,514	0	29	7.6	0	22	0
NG Sioux Falls - Armory Foss Fld		Army Guard	Sioux Falls	0	0	2	131,946	0	10	33.0	521	2	12
NG Sioux Falls UTES		Army Guard	Sioux Falls	5	56,846	5	56,846	38	456	10.3	0	0	0
NG Wagner		Army Guard	Wagner	3	24,186	3	24,186	0	10	5.6	39	0	0
NG Webster		Army Guard	Webster	6	34,037	6	34,037	2	8	8.1	58	9	0
NG West Camp		Army Guard	Rapid City	3	3,912	3	3,912	770	770	5.2	0	0	0
<b>* OTHER SITE(S) : 42</b>				<b>54</b>	<b>453,277</b>	<b>62</b>	<b>504,306</b>	<b>1,240</b>	<b>2,434</b>	<b>129.0</b>	<b>1,723</b>	<b>29</b>	<b>8</b>
<b>South Dakota Total:</b>			<b>136</b>	<b>1,377,748</b>	<b>146</b>	<b>1,560,723</b>	<b>2,219</b>	<b>4,003</b>	<b>404.1</b>	<b>3,908</b>	<b>302</b>	<b>97</b>	
<b>Tennessee</b>													
NG AASF 2		Army Guard	Louisville	0	0	5	109,267	0	5	28.3	314	124	0
NG Ashland City		Army Guard	Ashland City	2	26,482	2	26,482	12	12	5.1	67	0	0
NG Athens		Army Guard	Athens	5	39,231	5	39,231	7	7	7.8	231	15	0
NG Bristol		Army Guard	Bristol	4	26,684	4	26,684	7	7	5.2	59	0	0
NG Camden		Army Guard	Camden	3	25,205	3	25,205	7	7	6.2	56	9	0
NG Centerville		Army Guard	Centerville	3	27,223	3	27,223	15	15	5.1	99	0	0
NG Chattanooga		Army Guard	Chattanooga	17	135,674	17	135,674	16	16	25.8	408	14	6
NG Clinton		Army Guard	Clinton	2	28,436	2	28,436	14	14	5.5	84	0	0
NG Columbia		Army Guard	Columbia	3	43,765	3	43,765	18	18	8.8	143	9	0
NG Cookeville		Army Guard	Cookeville	6	33,821	6	33,821	12	12	6.9	142	15	3
NG Dresden		Army Guard	Dresden	2	27,051	2	27,051	19	19	5.6	114	0	0
NG Dyersburg		Army Guard	Dyersburg	1	26,443	1	26,443	10	10	5.2	259	1	0
NG Elizabethton		Army Guard	Elizabethton	3	25,835	3	25,835	15	15	5.1	96	1	0
NG Erwin		Army Guard	Erwin	2	25,779	2	25,779	10	10	5.1	59	2	0
NG Gordonsville		Army Guard	Gordonsville	3	26,572	3	26,572	15	15	5.3	65	0	0

\* All Locations that do not meet criteria of at least five (5) Acres AND at least \$5M PRV.

## State/Territories Army National Guard Base Structure Report - As of 30 Sept 2011

SITE	BRAC 2005	COMPONENT	NAME NEAREST CITY	BUILDINGS				STATE OWNED ACRES	TOTAL ACRES	PRV (\$M)	MIL	CIV	OTHER
				STATE OWNED		TOTAL							
				COUNT	SQFT	COUNT	SQFT						
NG Henderson		Army Guard	Henderson	7	66,397	7	66,397	14	14	12.6	150	10	0
NG Humboldt		Army Guard	Humboldt	2	36,192	2	36,192	22	22	7.2	247	3	0
NG Huntingdon		Army Guard	Huntingdon	1	27,386	1	27,386	9	9	5.4	56	0	0
NG Jacksboro		Army Guard	Jacksboro	2	27,795	2	27,795	10	10	5.5	72	1	0
NG Jackson		Army Guard	Jackson	6	77,753	6	77,753	22	22	14.4	154	9	12
NG Jackson Airport Armory		Army Guard	Jackson	4	57,369	4	57,369	60	60	17.6	87	57	0
NG Johnson City Gray		Army Guard	Gray	10	132,098	10	132,098	107	107	25.8	376	29	5
NG Kingsport		Army Guard	Kingsport	9	65,298	9	65,298	14	14	13.7	146	15	4
NG Knoxville Concord St		Army Guard	Knoxville	17	112,478	17	112,478	17	17	21.2	142	12	0
NG Knoxville Sutherland		Army Guard	Knoxville	7	72,757	7	72,757	7	7	13.2	191	22	6
NG Lawrenceburg		Army Guard	Lawrenceburg	3	33,690	3	33,690	16	16	6.4	77	0	0
NG Lebanon		Army Guard	Lebanon	4	26,620	4	26,620	19	19	5.9	201	6	0
NG Lenoir City		Army Guard	Lenoir City	2	28,009	2	28,009	15	15	5.6	116	0	0
NG Lewisburg		Army Guard	Lewisburg	4	32,577	4	32,577	14	14	5.0	75	0	0
NG Livingston		Army Guard	Livingston	1	24,938	1	24,938	24	24	5.1	60	0	0
NG Memphis		Army Guard	Memphis	4	58,396	4	58,396	30	30	11.4	413	11	1
NG Nashville		Army Guard	Nashville	27	449,029	27	449,029	86	86	84.4	798	260	163
NG Paris		Army Guard	Paris	4	26,038	4	26,038	23	23	5.5	111	0	0
NG Rogersville		Army Guard	Rogersville	2	26,846	2	26,846	11	11	5.3	57	0	0
NG Trenton		Army Guard	Trenton	2	38,924	2	38,924	20	20	8.2	191	19	0
NG Tullahoma		Army Guard	Tullahoma	6	25,282	6	25,282	8	8	5.3	186	15	0
NG Union City		Army Guard	Union City	4	46,097	4	46,097	14	14	9.7	165	16	0
NG Winchester		Army Guard	Winchester	5	31,060	5	31,060	22	22	6.4	138	8	0
<b>* OTHER SITE(S) : 45</b>				<b>91</b>	<b>913,963</b>	<b>92</b>	<b>932,634</b>	<b>739</b>	<b>751</b>	<b>182.3</b>	<b>3,248</b>	<b>10</b>	<b>6</b>
<b>Tennessee Total:</b>				<b>280</b>	<b>2,955,193</b>	<b>286</b>	<b>3,083,131</b>	<b>1,500</b>	<b>1,514</b>	<b>614.2</b>	<b>9,653</b>	<b>693</b>	<b>206</b>

### Texas

Camp Maxey		Army Guard	Powderly	32	82,489	34	83,169	6,424	6,424	50.1	62	8	2
NG Amarillo		Army Guard	Amarillo	5	29,680	5	29,680	5	5	5.8	175	0	0
NG Austin - 51st Street		Army Guard	Austin	0	0	7	77,639	0	14	12.9	469	20	0
NG Bergstrom - (Abia)		Army Guard	Austin	10	209,852	11	230,562	60	70	62.0	777	62	0
NG Bryan		Army Guard	Bryan	5	35,980	5	35,980	14	14	6.4	238	0	0
NG Camp Bowie (State)		Army Guard	Brownwood	36	149,729	42	154,289	4,895	4,895	59.8	130	9	29
NG Camp Mabry		Army Guard	Austin	75	981,998	76	983,932	376	376	172.5	3,008	477	245
NG Corpus Christi		Army Guard	Corpus Christi	6	67,274	6	67,274	5	5	12.2	215	59	109

\* All Locations that do not meet criteria of at least five (5) Acres AND at least \$5M PRV.

**State/Territories Army National Guard  
Base Structure Report - As of 30 Sept 2011**

SITE	BRAC 2005	COMPONENT	NAME NEAREST CITY	BUILDINGS				STATE OWNED ACRES	TOTAL ACRES	PRV (\$M)	MIL	CIV	OTHER
				STATE OWNED		TOTAL							
				COUNT	SQFT	COUNT	SQFT						
NG Dallas - California Crossing		Army Guard	Dallas	6	65,424	6	65,424	0	9	12.7	549	0	0
NG Dallas - Red Bird		Army Guard	Dallas	6	65,626	6	65,626	0	10	12.5	546	0	0
NG El Paso		Army Guard	El Paso	6	62,972	6	62,972	20	20	13.1	640	15	4
NG Ellington Field		Army Guard	Houston	0	0	7	117,243	0	18	34.0	837	9	66
NG Fort Worth - Cobb Park		Army Guard	Fort Worth	5	37,727	5	37,727	0	12	7.6	219	0	0
NG Fort Worth - Shoreview		Army Guard	Fort Worth	12	72,414	12	72,414	0	83	22.0	366	0	0
NG Grand Prairie (DNAS)		Army Guard	Grand Prairie	16	125,887	18	223,998	0	145	60.1	506	6	2
NG Lubbock		Army Guard	Lubbock	6	148,440	6	148,440	0	25	27.6	679	0	4
NG Marshall		Army Guard	Marshall	5	28,334	5	28,334	0	13	5.6	73	0	0
NG Martindale - AASF		Army Guard	San Antonio	18	114,329	18	114,329	219	219	34.4	952	7	0
NG Waco		Army Guard	Waco	4	78,328	4	78,328	5	5	13.3	391	2	0
NG Weslaco		Army Guard	Weslaco	2	85,231	2	85,231	20	20	14.6	561	1	0
NG Wichita Falls		Army Guard	Wichita Falls	4	24,610	4	24,610	0	9	5.3	0	0	0
NG Wylie		Army Guard	Wylie	3	54,174	3	54,174	11	11	9.4	160	0	0
<b>* OTHER SITE(S) : 64</b>				<b>118</b>	<b>1,144,736</b>	<b>132</b>	<b>1,162,915</b>	<b>1,499</b>	<b>1,545</b>	<b>216.0</b>	<b>6,188</b>	<b>193</b>	<b>15</b>
<b>Texas Total:</b>				<b>380</b>	<b>3,665,234</b>	<b>420</b>	<b>4,004,290</b>	<b>13,553</b>	<b>13,947</b>	<b>869.5</b>	<b>17,741</b>	<b>868</b>	<b>476</b>

**Utah**

NG Blanding Armory		Army Guard	Blanding	2	19,367	2	19,367	28	28	5.0	34	0	1
NG Cedar City Armory/FMS 5		Army Guard	Cedar City	3	22,931	3	22,931	7	7	6.3	103	2	1
NG Draper Complex		Army Guard	Draper	12	380,463	12	380,463	42	42	89.6	1,300	411	80
NG E.J. Garn Armory/FMS		Army Guard	West Jordan	7	106,535	7	106,535	20	20	30.1	0	0	0
NG E.J. Garn Aviation Complex		Army Guard	West Jordan	10	120,882	10	120,882	0	40	49.8	807	111	3
NG Logan Armory/FMS 1A		Army Guard	Logan	2	28,145	2	28,145	5	5	13.0	168	0	1
NG Mount Pleasant Armory		Army Guard	Mount Pleasant	3	20,463	3	20,463	6	6	5.2	80	0	0
NG New SLC Readiness Center		Army Guard	Salt Lake City	3	61,138	3	61,138	23	23	15.2	0	0	0
NG Ogden Armory/FMS 1		Army Guard	Ogden	5	43,668	5	43,668	15	15	16.7	255	7	0
NG Orem Armory		Army Guard	Orem	2	78,778	2	78,778	0	6	18.4	343	2	65
NG Richfield Armory/FMS 5A		Army Guard	Richfield	4	24,565	4	24,565	5	5	6.2	89	0	1
NG Utah County South Armory/FMS 9		Army Guard	Spanish Fork	9	75,839	9	75,839	20	20	23.6	275	18	1
<b>* OTHER SITE(S) : 23</b>				<b>39</b>	<b>230,749</b>	<b>47</b>	<b>241,688</b>	<b>48</b>	<b>46</b>	<b>71.3</b>	<b>745</b>	<b>14</b>	<b>1</b>
<b>Utah Total:</b>				<b>101</b>	<b>1,213,523</b>	<b>109</b>	<b>1,224,462</b>	<b>219</b>	<b>263</b>	<b>350.5</b>	<b>4,199</b>	<b>565</b>	<b>154</b>

**Vermont**

NG Campbell Armory		Army Guard	Montpelier	2	34,794	2	34,794	8	8	7.2	200	0	1
--------------------	--	------------	------------	---	--------	---	--------	---	---	-----	-----	---	---

\* All Locations that do not meet criteria of at least five (5) Acres AND at least \$5M PRV.

## State/Territories Army National Guard Base Structure Report - As of 30 Sept 2011

SITE	BRAC 2005	COMPONENT	NAME NEAREST CITY	BUILDINGS				STATE OWNED ACRES	TOTAL ACRES	PRV (\$M)	MIL	CIV	OTHER
				STATE OWNED		TOTAL							
				COUNT	SQFT	COUNT	SQFT						
NG TS Camp Johnson		Army Guard	Colchester	36	208,906	36	208,906	64	64	48.6	24	102	34
NG Westminster TS		Army Guard	Westminster	7	45,674	7	45,674	52	52	8.8	162	7	0
<b>* OTHER SITE(S) : 22</b>				31	288,726	35	292,461	49	49	61.3	1,419	19	5
<b>Vermont Total:</b>				<b>76</b>	<b>578,100</b>	<b>80</b>	<b>581,835</b>	<b>173</b>	<b>173</b>	<b>125.7</b>	<b>1,805</b>	<b>128</b>	<b>40</b>
<b><u>Virgin Islands</u></b>													
NG Estate Nazareth Military Compound		Army Guard	Charlotte Amalie	6	53,047	6	53,047	18	18	12.4	0	0	0
<b>* OTHER SITE(S) : 1</b>				1	200	1	200	2	2	5.4	0	0	0
<b>Virgin Islands Total:</b>				<b>7</b>	<b>53,247</b>	<b>7</b>	<b>53,247</b>	<b>20</b>	<b>20</b>	<b>17.8</b>	<b>0</b>	<b>0</b>	<b>0</b>
<b><u>Virginia</u></b>													
NG Blackstone		Army Guard	Blackstone	3	31,710	3	31,710	7	7	6.5	198	0	0
NG Cedar Bluff		Army Guard	Cedar Bluff	3	29,419	3	29,419	10	10	6.2	69	11	0
NG Charlottesville		Army Guard	Charlottesville	2	28,661	2	28,661	10	10	5.9	127	0	0
NG Danville		Army Guard	Danville	3	50,472	3	50,472	15	15	10.7	151	18	0
NG Emporia		Army Guard	Emporia	2	27,696	2	27,696	0	8	6.9	54	0	0
NG Franklin		Army Guard	Franklin	1	13,230	1	13,230	5	5	5.9	43	0	0
NG Fredericksburg		Army Guard	Fredericksburg	2	58,041	2	58,041	7	7	15.6	408	20	0
NG Gate City		Army Guard	Gate City	2	43,954	2	43,954	5	5	9.1	233	11	0
NG Lynchburg		Army Guard	Lynchburg	2	34,178	2	34,178	28	28	7.0	224	10	0
NG Manassas		Army Guard	Manassas	1	34,400	1	34,400	6	6	7.4	374	0	0
NG Norfolk		Army Guard	Norfolk	2	54,579	2	54,579	18	19	13.3	260	19	0
NG Petersburg		Army Guard	Petersburg	2	31,833	2	31,833	10	10	6.9	0	0	0
NG Portsmouth		Army Guard	Portsmouth	3	30,644	3	30,644	10	10	7.5	185	13	0
NG Powhatan		Army Guard	Powhatan	1	30,113	1	30,113	10	10	6.9	161	0	0
NG Staunton		Army Guard	Staunton	1	45,560	1	45,560	5	5	9.1	229	8	0
NG Waller Depot		Army Guard	Richmond	9	56,555	9	56,555	6	6	6.9	1	48	0
NG West Point Armory		Army Guard	West Point	2	27,008	2	27,008	0	5	5.3	100	0	0
NG Woodstock Armory		Army Guard	Woodstock	2	30,076	2	30,076	7	7	5.7	52	0	0
<b>* OTHER SITE(S) : 31</b>				30	437,560	38	462,320	108	115	106.0	1,531	5	0
<b>Virginia Total:</b>				<b>73</b>	<b>1,095,689</b>	<b>81</b>	<b>1,120,449</b>	<b>267</b>	<b>287</b>	<b>248.8</b>	<b>4,400</b>	<b>163</b>	<b>0</b>
<b><u>Washington</u></b>													
NG Bellingham		Army Guard	Bellingham	2	20,292	2	20,292	6	6	5.9	178	0	0
NG Bremerton		Army Guard	Bremerton	6	87,603	6	87,603	81	81	23.4	153	0	0

\* All Locations that do not meet criteria of at least five (5) Acres AND at least \$5M PRV.

## State/Territories Army National Guard Base Structure Report - As of 30 Sept 2011

SITE	BRAC 2005	COMPONENT	NAME NEAREST CITY	BUILDINGS				STATE OWNED ACRES	TOTAL ACRES	PRV (\$M)	MIL	CIV	OTHER
				STATE OWNED		TOTAL							
				COUNT	SQFT	COUNT	SQFT						
NG Buckley		Army Guard	Buckley	1	27,092	1	27,092	10	10	7.3	76	0	0
NG Camp Murray		Army Guard	Camp Murry	82	533,728	83	536,528	231	235	154.8	1,963	308	303
NG Centralia		Army Guard	Centralia	4	34,888	4	34,888	8	8	8.4	219	0	2
NG Ephrata		Army Guard	Ephrata	6	21,990	6	21,990	13	13	6.4	173	0	0
NG Geiger Field - Spokane		Army Guard	Spokane	3	11,120	3	11,120	36	36	9.0	67	30	9
NG Grandview		Army Guard	Grandview	1	24,475	1	24,475	11	11	6.3	79	0	0
NG Montesano		Army Guard	Montesano	4	31,498	4	31,498	14	14	8.7	61	0	0
NG Moses Lake		Army Guard	Moses Lake	2	32,795	2	32,795	10	10	7.9	57	0	21
NG Port Orchard		Army Guard	Port Orchard	3	25,805	3	25,805	9	9	7.4	75	0	0
NG Seattle - Pier 91		Army Guard	Seattle	7	87,133	7	87,133	25	25	24.3	625	2	0
NG Yakima Airport		Army Guard	Yakima	2	66,038	2	66,038	10	10	15.2	293	0	0
<b>* OTHER SITE(S) : 22</b>				<b>32</b>	<b>415,378</b>	<b>42</b>	<b>448,614</b>	<b>39</b>	<b>39</b>	<b>106.7</b>	<b>1,006</b>	<b>20</b>	<b>1</b>
<b>Washington Total:</b>				<b>155</b>	<b>1,419,835</b>	<b>166</b>	<b>1,455,871</b>	<b>503</b>	<b>507</b>	<b>391.7</b>	<b>5,025</b>	<b>360</b>	<b>336</b>

### West Virginia

CTC Camp Dawson-Kingwood		Army Guard	Kingwood	83	422,224	89	490,965	2,288	3,889	134.3	641	42	211
NG Bluefield		Army Guard	Bluefield	5	41,853	5	41,853	28	28	9.5	138	0	1
NG Buckhannon		Army Guard	Buckhannon	13	72,055	13	72,055	18	18	16.7	127	94	0
NG Charleston		Army Guard	Charleston	9	144,300	9	144,300	29	29	33.2	355	66	87
NG Clarksburg		Army Guard	Clarksburg	1	32,735	1	32,735	10	10	8.1	107	0	0
NG Elkins		Army Guard	Elkins	1	21,371	1	21,371	8	8	6.9	105	0	1
NG Fairmont		Army Guard	Fairmont	1	43,756	1	43,756	9	9	9.6	156	0	1
NG FWAATS-Bridgeport		Army Guard	Bridgeport	1	35,568	2	47,618	0	21	14.9	201	0	1
NG Gassaway		Army Guard	Gassaway	3	29,579	3	29,579	6	6	6.1	0	0	1
NG Glen Jean MD Complex		Army Guard	Glen Jean	4	111,628	5	138,499	35	35	34.2	304	9	5
NG Huntington Barbour		Army Guard	Huntington	4	26,699	4	26,699	7	7	5.8	174	0	1
NG Huntington Tri-State		Army Guard	Kenova	7	95,324	7	95,324	0	41	20.7	360	5	2
NG Lewisburg Readiness Center		Army Guard	Maxwelton	1	45,803	1	45,803	22	22	11.8	0	0	0
NG Memorial Training Tunnel		Army Guard	Gallagher	2	9,780	2	9,780	22	22	21.3	0	0	532
NG Morgantown		Army Guard	Morgantown	2	22,783	2	22,783	5	5	5.2	99	0	1
NG Moundsville		Army Guard	Moundsville	4	38,442	4	38,442	6	6	8.4	223	0	1
NG Parkersburg		Army Guard	Parkersburg	3	41,337	3	41,337	9	9	9.7	86	8	1
NG Parkersburg - AASF 1		Army Guard	Williamstown	6	107,679	6	107,679	0	103	32.1	185	45	3
NG Point Pleasant		Army Guard	Point Pleasant	6	68,877	6	68,877	16	16	13.4	0	0	0
NG Salem		Army Guard	Salem	1	27,781	1	27,781	13	13	5.8	56	0	1

\* All Locations that do not meet criteria of at least five (5) Acres AND at least \$5M PRV.

## State/Territories Army National Guard Base Structure Report - As of 30 Sept 2011

SITE	BRAC 2005	COMPONENT	NAME NEAREST CITY	BUILDINGS				STATE OWNED ACRES	TOTAL ACRES	PRV (\$M)	MIL	CIV	OTHER
				STATE OWNED		TOTAL							
				COUNT	SQFT	COUNT	SQFT						
NG St Albans		Army Guard	St. Albans	2	41,853	2	41,853	13	13	12.3	0	0	0
NG Summersville		Army Guard	Summersville	1	85,490	1	85,490	35	35	19.4	0	0	0
NG Welch		Army Guard	Welch	1	26,845	1	26,845	6	6	5.6	40	0	1
NG Wheeling		Army Guard	Wheeling	3	59,127	3	59,127	0	43	21.6	80	36	2
<b>* OTHER SITE(S) : 9</b>				14	136,809	16	160,056	32	33	36.7	505	0	7
<b>West Virginia Total:</b>				<b>178</b>	<b>1,789,698</b>	<b>188</b>	<b>1,920,607</b>	<b>2,617</b>	<b>4,426</b>	<b>503.3</b>	<b>3,942</b>	<b>305</b>	<b>860</b>

### Wisconsin

Camp Williams Tomah MTA		Army Guard	Camp Douglas	48	477,453	48	477,453	114	114	109.7	178	133	23
Madison MD		Army Guard	Madison	2	144,358	2	144,358	32	32	44.1	0	0	0
NG Appleton		Army Guard	Appleton	3	52,040	3	52,040	13	13	11.1	202	1	2
NG Ashland		Army Guard	Ashland	2	30,197	2	30,197	9	9	5.9	52	0	1
NG Beloit		Army Guard	Beloit	1	33,467	1	33,467	13	13	8.6	165	0	0
NG Black River Falls		Army Guard	Black River Falls	4	34,784	4	34,784	10	10	7.4	139	0	0
NG Chippewa Falls		Army Guard	Chippewa Falls	2	24,653	2	24,653	14	14	5.5	178	0	3
NG Eau Claire		Army Guard	Eau Claire	2	35,073	2	35,073	8	8	8.7	211	15	1
NG Fort Atkinson		Army Guard	Fort Atkinson	3	29,152	3	29,152	6	6	6.1	144	0	0
NG Green Bay		Army Guard	Green Bay	3	25,127	3	25,127	12	12	6.4	134	0	2
NG Hayward		Army Guard	Hayward	4	33,249	4	33,249	6	6	6.6	94	1	0
NG Hayward OMS 12		Army Guard	Hayward	1	20,539	1	20,539	8	8	6.3	0	0	0
NG Kenosha OMS 6		Army Guard	Kenosha	3	57,249	3	57,249	14	14	13.8	160	14	1
NG Madison 901		Army Guard	Madison	1	23,580	1	23,580	8	8	5.5	64	3	0
NG Madison AASF 2		Army Guard	Madison	0	0	1	41,796	0	7	14.0	0	0	0
NG Madison Aviation Armory		Army Guard	Madison	0	0	1	44,409	0	7	10.5	308	53	2
NG Madison Hangars		Army Guard	Madison	0	0	1	46,000	0	20	16.8	0	0	0
NG Madison OMS 9		Army Guard	Madison	3	98,728	3	98,728	22	22	23.9	424	14	1
NG Madison TAGO/STARC		Army Guard	Madison	2	154,298	2	154,298	16	16	43.2	497	107	64
NG Marshfield		Army Guard	Marshfield	2	45,551	2	45,551	10	10	10.7	98	0	0
NG Medford		Army Guard	Medford	3	29,165	3	29,165	5	5	5.6	103	0	0
NG Milwaukee OMS 3		Army Guard	Milwaukee	7	127,357	7	127,357	10	10	30.0	497	13	3
NG New Richmond		Army Guard	New Richmond	2	27,953	2	27,953	19	19	6.4	81	0	1
NG Oconomowoc		Army Guard	Oconomowoc	2	36,380	2	36,380	5	5	8.5	45	0	1
NG Onalaska		Army Guard	Onalaska	3	59,515	3	59,515	15	15	13.3	254	0	2
NG Oshkosh & FMS		Army Guard	Oshkosh	3	54,206	3	54,206	35	35	13.7	175	0	0
NG Richland Center		Army Guard	Richland Center	2	24,136	2	24,136	8	8	5.7	67	0	0

\* All Locations that do not meet criteria of at least five (5) Acres AND at least \$5M PRV.

## State/Territories Army National Guard Base Structure Report - As of 30 Sept 2011

SITE	BRAC 2005	COMPONENT	NAME NEAREST CITY	BUILDINGS				STATE OWNED ACRES	TOTAL ACRES	PRV (\$M)	MIL	CIV	OTHER
				STATE OWNED		TOTAL							
				COUNT	SQFT	COUNT	SQFT						
NG Sparta		Army Guard	Sparta	3	25,022	3	25,022	6	6	5.0	68	51	1
NG Spooner		Army Guard	Spooner	3	24,635	3	24,635	6	6	5.1	82	0	1
NG Superior		Army Guard	Superior	4	46,868	4	46,868	7	7	8.3	112	0	1
NG Sussex OMS 5		Army Guard	Sussex	3	52,825	3	52,825	15	15	13.1	274	15	0
NG Tomah		Army Guard	Tomah	3	22,984	3	22,984	5	5	5.6	123	4	0
NG West Bend AASF 1 & Armory		Army Guard	West Bend	5	116,287	5	116,287	40	40	41.5	32	0	2
NG Whitewater OMS 8		Army Guard	Whitewater	5	56,943	5	56,943	10	10	14.2	107	15	0
NG WI Rapids OMS 14		Army Guard	Wisconsin Rapids	4	39,157	4	39,157	5	5	11.4	165	1	0
<b>* OTHER SITE(S) : 43</b>				<b>84</b>	<b>780,086</b>	<b>84</b>	<b>780,086</b>	<b>306</b>	<b>308</b>	<b>181.6</b>	<b>2,842</b>	<b>5</b>	<b>16</b>
<b>Wisconsin Total:</b>				<b>222</b>	<b>2,843,017</b>	<b>225</b>	<b>2,975,222</b>	<b>812</b>	<b>847</b>	<b>734.0</b>	<b>8,075</b>	<b>445</b>	<b>128</b>
<b>Wyoming</b>													
MTCH Camp Guernsey		Army Guard	Guernsey	131	512,189	132	517,373	59,012	67,864	223.6	555	69	276
NG Casper		Army Guard	Casper	2	41,581	2	41,581	33	33	10.9	171	0	5
NG Cheyenne		Army Guard	Cheyenne	5	94,181	5	94,181	19	19	22.4	575	148	66
NG Cheyenne MAP		Army Guard	Cheyenne	2	47,309	2	47,309	34	34	10.7	0	0	0
NG Douglas		Army Guard	Douglas	1	23,015	1	23,015	8	8	5.4	63	0	0
NG Evanston		Army Guard	Evanston	4	25,376	4	25,376	5	5	6.1	41	8	0
NG Laramie		Army Guard	Laramie	4	35,937	4	35,937	11	11	9.0	196	9	1
NG Lovell		Army Guard	Lovell	3	27,049	3	27,049	5	5	5.8	95	6	0
NG Sheridan		Army Guard	Sheridan	2	25,697	2	25,697	9	9	6.7	128	2	0
NG Torrington		Army Guard	Torrington	3	55,931	3	55,931	5	5	11.1	92	0	0
<b>* OTHER SITE(S) : 8</b>				<b>11</b>	<b>131,921</b>	<b>11</b>	<b>131,921</b>	<b>70</b>	<b>70</b>	<b>32.4</b>	<b>526</b>	<b>2</b>	<b>31</b>
<b>Wyoming Total:</b>				<b>168</b>	<b>1,020,186</b>	<b>169</b>	<b>1,025,370</b>	<b>59,211</b>	<b>68,063</b>	<b>344.2</b>	<b>2,442</b>	<b>244</b>	<b>379</b>
<b>US/US Territories Total:</b>				<b>13,359</b>	<b>106,673,114</b>	<b>14,147</b>	<b>111,918,405</b>	<b>718,466</b>	<b>1,171,100</b>	<b>29,618.0</b>	<b>316,651</b>	<b>21,097</b>	<b>14,278</b>

\* All Locations that do not meet criteria of at least five (5) Acres AND at least \$5M PRV.



## ACRONYMS

ACRONYM	DESCRIPTION	ACRONYM	DESCRIPTION
5AB	5th Army Battalion	CSO	Caretaker Site Office
AAA	Antiaircraft Artillery	CTA	Combined Training Area
AAFES	Army and Air Force Exchange Service	CW2	Chief Warrant Officer 2
AAP	Army Ammunition Plant	CW4	Chief Warrant Officer 4
AAOF	Army Aviation Operations Facilities	DMNA	Division of Military and Naval Affairs
AASF	Army Aviation Support Facilities	DoD	Department of Defense
AB	Air Base	DS	Direct Support
AEC	Army Environmental Command	ECS	Equipment Concentration Site
AF	Air Force	EOD	Explosive Ordnance Disposal
ACUB	Army Compatible Use Buffer	FH	Family Housing
A/DACG	Arrival/Departure Airfield Control Group	FI	Field
AFB	Air Force Base	FISC	Fleet Industrial Supply Center
AFRC	Armed Forces Reserve Center	FL	Florida
AFS	Air Force Station	FMR	Florence Military Reservation
AFWTF	Atlantic Fleet Weapons Training Facility	FMS	Field Maintenance Site
AGS	Air Guard Station	FWAATS	Fixed Wing Aviation ARNG Aviation Training Site
AK	Alaska	GA	Georgia
ALDF	Advanced Lightning Direction Finder	HI	Hawaii
ALF	Auxiliary Landing Field	HAATS	High-Altitude Army Aviation Training Site
AMC	Army Medical Center	IAP	International Airport
AMIC	Acquisition Management Integration Center	ILS	Instrument Landing System
AMSA	Area Maintenance Support Activity	ITC	Infantry Training Center
ANG	Air National Guard	JA	Japan
ANGB	Air National Guard Base	JAFRC	Joint Armed Forces Reserve Center
ANGS	Air National Guard Station	JFHQ	Joint Force Headquarters
APT	Airport	JNTEXPBASE	Joint Expeditionary Base
ARNG	Army National Guard	JRB	Joint Reserve Base
ARS	Air Reserve Station	LIFOC	Lease in Furtherance of Conveyance
AS	Air Station	LS	Logistics Support
ASW	Anti-Submarine Warfare	LTA	Land Training Area
AUTEC	Atlantic Undersea Test and Evaluation Center	LTC	Lieutenant Colonel
AVCRAD	Aviation Classification Repair Activity Depot	MAP	Municipal Airport
CA	California	MAP	Military Assistance Program
CNIC	Commander Navy Installations Command	MARBKS	Marine Barracks
COE	Corps of Engineers	MARDIV	Marine Division
COMFLEACT	Commander Fleet Activities	MAW	Military Air Wing
CS	Caretaker Status	MC	Marine Corps
CSM	Command Sergeant Major	MCAGCC	Marine Corps Air Ground Combat Center
CSMS	Combined Support Maintenance Shop	MCAR	Military Construction Army Reserve

# ACRONYMS

ACRONYM	DESCRIPTION	ACRONYM	DESCRIPTION
MCAS	Marine Corps Air Station	NS	Naval Station
MCB	Marine Corps Base	NSA	Navy Support Activity
MCLB	Marine Corps Logistics Base	NSGA	Naval Security Group Activity
MCRC	Marine Corps Reserve Center	NSWC	Naval Surface Warfare Center
MCSF	Marine Corps Support Facility	NSY	Naval Shipyard
MCSPTACT	Marine Corps Support Activity	NTC	Naval Training Center
MD	Maryland	NUWC	Naval Underwater Warfare Center
MG	Major General	NWIRP	Naval Weapons Industrial Reserve Plant
MHILL2	Maws Hill	NWS	Naval Weapons Station
MN	Minnesota	OLF	Outlying Landing Field
MSR	Missile Site Radar	OMS	Organizational Maintenance Shop
MTA	Military Training Area	OTS	Officer Training School
MTA-L	Major Training Area	POL	Petroleum, Oils and Lubricants
MTC	Materials Testing Center	PPV	Public Private Venture
MTCH	Maneuver Training Center - Heavy	PR	Puerto Rico
MVSB	Motor Vehicle Storage Building	PRV	Plant Replacement Value
MWTC	Mountain Warfare Training Center	PWC	Public Works Center
NARL	Navy Arctic Research Laboratory	QM	Quartermaster
NAS	Naval Air Station	RC	Reserve Center
NATO	North Atlantic Treaty Organization	RCTA	Regional Counterdrug Training Academy
NAVACT	Naval Activity	RPCS	Real Property Classification System
NAVPMOSSP	Naval Program Management Office, Strategic Systems Programs	RPI	Real Property Inventory
NAVPRO	Naval Plant Representative Office	RRC	Regional Readiness Command
NAVSUPPDET	Naval Support Detachment Monterey	RSC	Regional Support Command
NAWC-AD	Naval Air Warfare Center - Aircraft Division	RTI	Regional Training Institute
NAWCADLKE	Naval Air Warfare Center Aircraft Division Lakehurst	SDA	South Depot Annex
NAWS	Naval Air Weapons Station	SFG	Special Forces Group
NB	Naval Base	SHAPE	Supreme Headquarters Allied Powers, Europe
NDEPT	Department of the Navy	SMD	State Military Department
NEXRAD	Next Generation Radar	SMR	State Military Reservation
NF	Naval Facility	SPAWAR	Space and Naval Warfare Systems Center
NG	National Guard	SPAWARSYSCEN	Space and Naval Warfare Systems Center
NGB	National Guard Base	STARC	State Area Coordinators
NH	Naval Hospital	STG	Storage
NMCRC	Navy-Marine Corps Reserve Center	TA	Training Area
NMIC	National Maritime Intelligence Center	TAGO	Office of The Adjutant General
NOLF	Navy Outlying Field	TARDEC	Tank Automotive Research, Development and Engineering Center
NOSC	Navy Operational Support Center	TARS	Tethered Aerostat Radar System
NOTU	Naval Ordnance Test Unit	TS	Training Site

## ACRONYMS

<b>ACRONYM</b>	<b>DESCRIPTION</b>
USAR	US Army Reserve
USARC	US Army Reserve Center
USPFO	United States Property and Fiscal Office
UTES	Unit Training Site
UTTR	Utah Test and Training Range
VLF	Very Low Frequency
VOR	Very High Frequency Omnidirectional Range Station
WA	Washington
WETS	Weekend Training Site
WMD	Weapons of Mass Destruction